



## Municipality fact sheet for Viti / Vitina

### 1.1. Overview

Population
<ul style="list-style-type: none"> <li>Age of the population: share of people up to 19 years is slightly higher than for Kosovo in total</li> <li>Ethnic distribution: nearly the whole population is Albanian (99.3 %)</li> <li>Work as main source of livelihood (24.6 %) is less pronounced (Kosovo: 28.9 %); support by other persons and remittances from abroad play a major role as compared to the Kosovar average</li> </ul>
Performance of the local business sector
<ul style="list-style-type: none"> <li>Number of businesses per 1,000 economically active inhabitants (67) is lower than the Kosovar average (76)</li> <li>The development of businesses is in line with the Kosovar development, while the development of employees is also positive, but lagging behind the Kosovar average</li> <li>The business entry rate (12.7 %) is slightly below the Kosovar value (13.6 %), however, the development is very similar to the Kosovar development</li> <li>The business exit rate (4.8 %) is below the Kosovar value (6.5 %) – it has remained stable during the last years</li> <li>Sectoral structure of the local economy: trade, manufacturing, construction and health are the most important sectors; employment in health is above average, while business services as well as hotels and restaurants are underrepresented</li> <li>Size of businesses: the highest share of employees (29.2 %) is working in businesses with 2 to 4 employees; businesses with 50 and more employees are scarce</li> <li>Legal form of businesses: individual businesses (92.7 %) are overly represented (Kosovo: 85.2 %); no NGOs</li> </ul>
Municipal taxes and fees related to businesses
<ul style="list-style-type: none"> <li>Immovable property tax</li> <li>Annual business license fees, annual professional business license fees</li> <li>Inspection and supervisory fees</li> <li>Fees for the change of land use</li> </ul>
Supply of human resources
<ul style="list-style-type: none"> <li>The employment rate (23.0 %) is slightly below the Kosovar average (24.7 %)</li> <li>The unemployment rate (48.0 %) is above average (44.8 %)</li> <li>No tertiary education institutions</li> </ul>
Infrastructure, business support services and events
<ul style="list-style-type: none"> <li>Travel distance to the next highway / upper level road: 14.6 km</li> <li>Availability of business registration centre, banks, lawyers, business consultancies and tax consultancies</li> <li>No chambers</li> <li>No business incubators, economic zones and technology parks</li> <li>Existence of financial support for businesses</li> </ul>
Municipal administration
<ul style="list-style-type: none"> <li>Municipal budget: share of public services, civil protection and emergency in total budget (5.2 %) is below the Kosovar average (15.8 %)</li> <li>Information on municipal taxes and fees available on the municipality website</li> </ul>

with funding from



co-financed by



## 1.2. Population

### Area and population

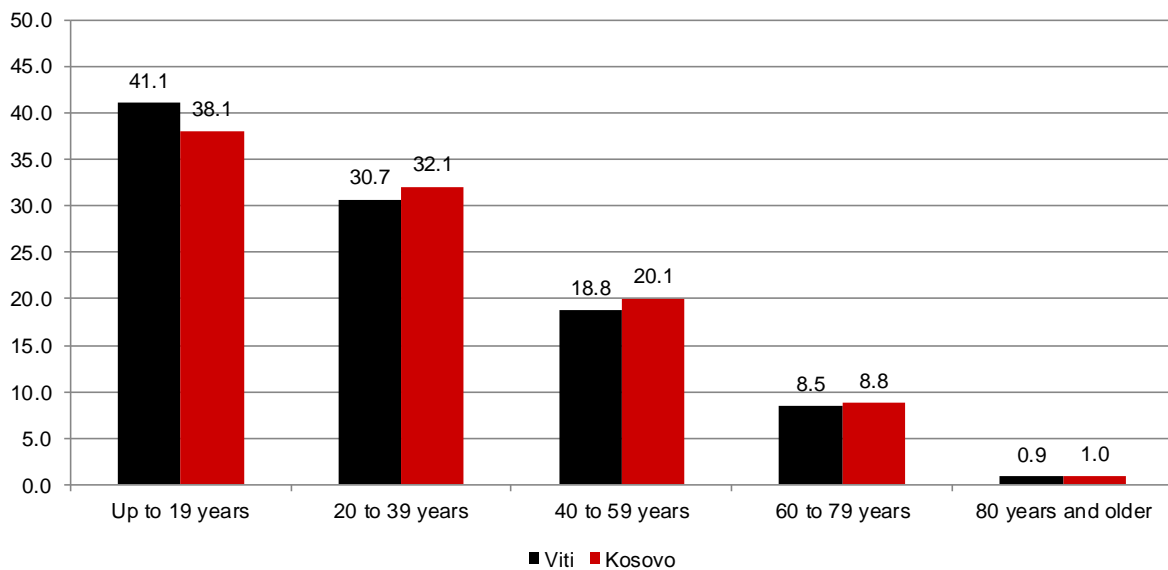
Table 1 Area, population and population density

	Viti	Kosovo	Share of Viti in Kosovo in %
Area in km <sup>2</sup>	297	11,187	2.7
Total population	46,987	1,819,785	2.6
Population density (inhabitants per km <sup>2</sup> )	158	159	-

Source: Kosovo Agency of Statistics, Census 2011


### Age of the population

Figure 1 Population by age groups, in %



Source: Kosovo Agency of Statistics, Census 2011

with funding from

 **Austrian**  
**Development Cooperation**



Schweizerische Eidgenossenschaft  
Confédération suisse  
Confederazione Svizzera  
Confederaziun svizra

Swiss Agency for Development  
and Cooperation SDC

co-financed by

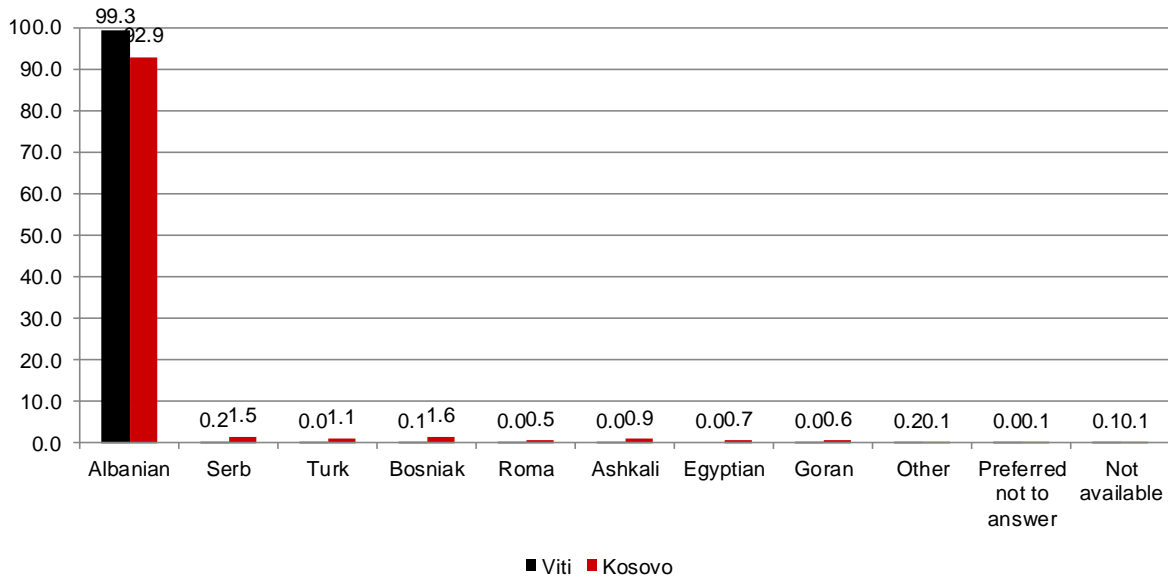


Ministry of Trade  
and Industry



## Ethnic distribution

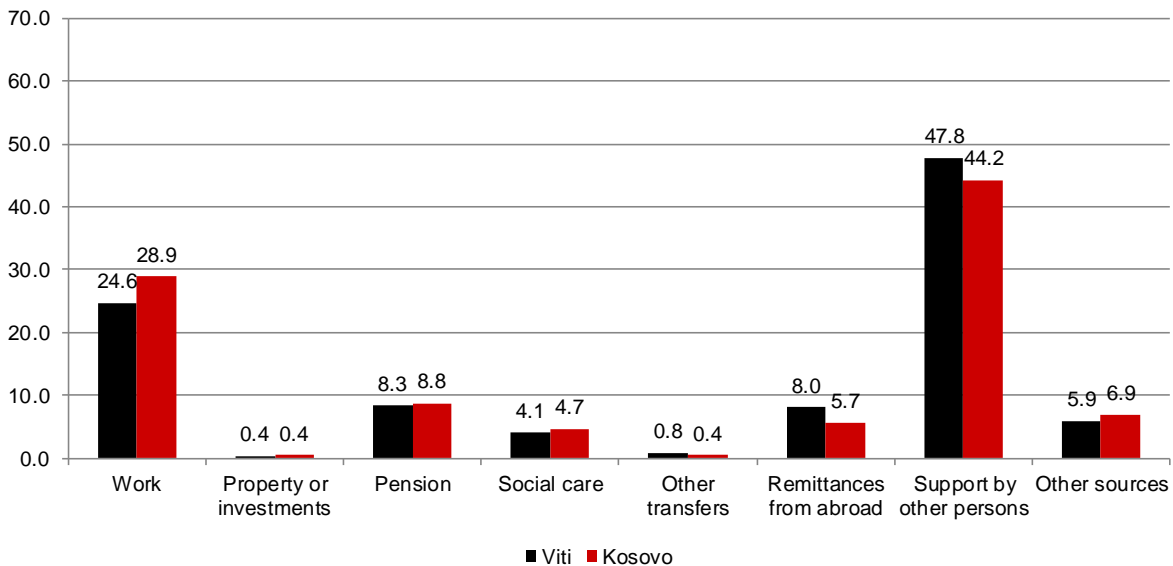
Figure 2 Population by ethnic background, in %



Source: Kosovo Agency of Statistics, Census 2011

## Sources of livelihood

Figure 3 Population<sup>1</sup> by first main source of livelihood<sup>2</sup>, in %




<sup>1</sup> Population 15 years and older

<sup>2</sup> The first main source of income from which all of a person's expenditure was financed during the last 12 months

Source: Kosovo Agency of Statistics, Census 2011

with funding from

 Austrian  
Development Cooperation



Schweizerische Eidgenossenschaft  
Confédération suisse  
Confederazione Svizzera  
Confederaziun svizra

Swiss Agency for Development  
and Cooperation SDC

co-financed by



Ministry of Trade  
and Industry



### 1.3. Performance of the local business sector

The number of enterprises and employees are based on data from the Tax Administration of Kosovo (ATK). The database of ATK only includes enterprises that are paying taxes.

#### Business demography: businesses, employees, business entries and business exits

Table 2 Number of businesses and employees, business entries and business exits, 2013

	Viti	Kosovo
Number of businesses <sup>1</sup>	1,052	46,032
Number of employees <sup>2</sup>	3,087	189,623
Number of businesses per 1,000 economically active inhabitants <sup>3</sup>	67	76
Number of business entries <sup>4</sup>	134	6,253
Business entry rate <sup>5</sup>	12.7	13.6
Number of business exits <sup>6</sup>	50	2,987
Business exit rate <sup>7</sup>	4.8	6.5

<sup>1</sup> Businesses registered with ATK; the sectors Public administration, defence and social security; Activities of households as employers; Activities of extraterritorial organisations; Private persons and businesses with missing sector information have been excluded.

<sup>2</sup> Annual average number of employees

<sup>3</sup> Economically active inhabitants (=labour force): Working-age people (15-64 years) who are employed or registered as unemployed (job seekers); data from 2011

<sup>4</sup> Business entries: New entries into the register of ATK


<sup>5</sup> Business entry rate: Newly registered businesses as a percentage of total businesses registered with ATK

<sup>6</sup> Business exits: Exits from the register of ATK

<sup>7</sup> Business exit rate: Business exits as a percentage of total businesses registered with ATK

Source: Tax Administration of Kosovo (ATK), 2014; Kosovo Agency of Statistics, Census 2011

with funding from

 Austrian  
Development Cooperation



Schweizerische Eidgenossenschaft  
Confédération suisse  
Confederazione Svizzera  
Confederaziun svizra

Swiss Agency for Development  
and Cooperation SDC

co-financed by



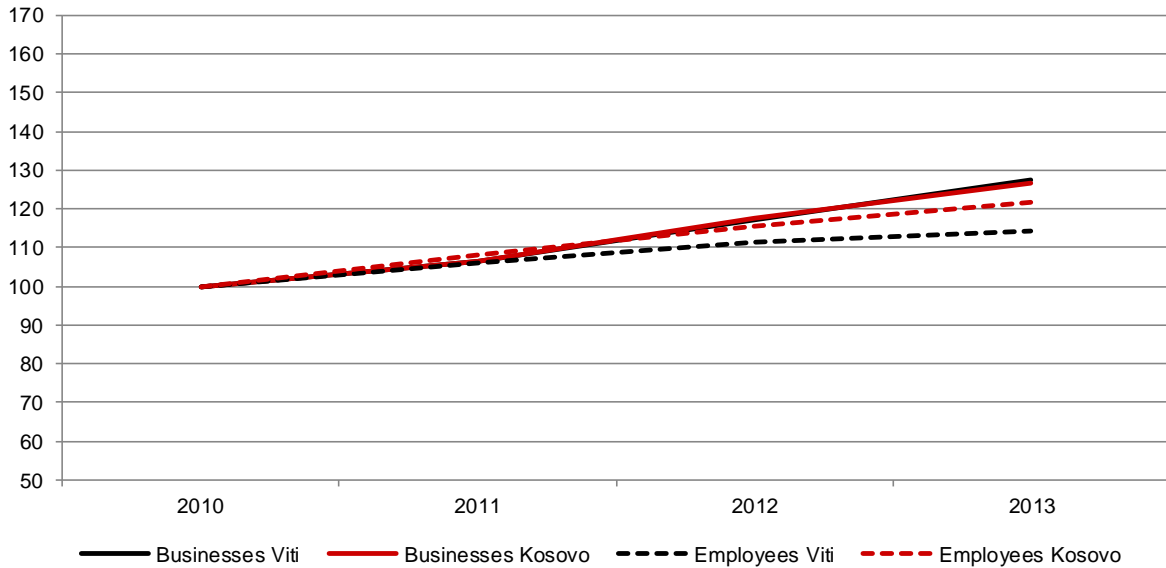
Ministry of Trade  
and Industry



## Development of businesses and employees

Figure 4 Development of the number of businesses and employees, 2010-2013

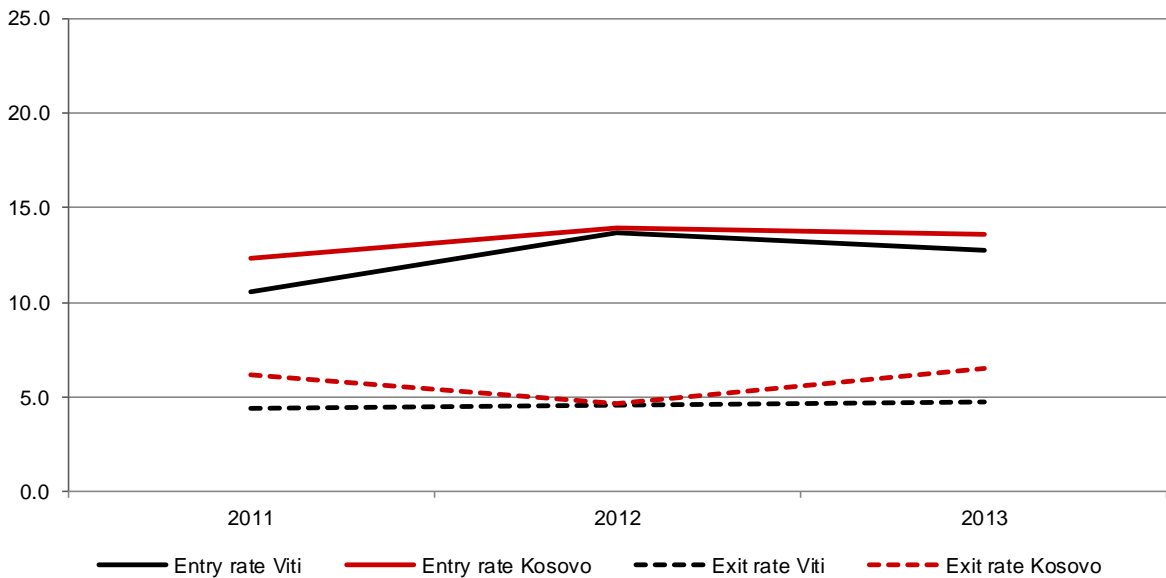
Index (2010=100)



Source: Tax Administration of Kosovo (ATK), 2014

## Development of business entry and business exit rates

Figure 5 Development of business entry rates<sup>1</sup> and business exit rates<sup>2</sup>, 2011-2013, in %

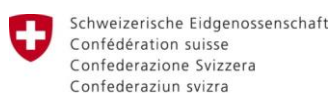
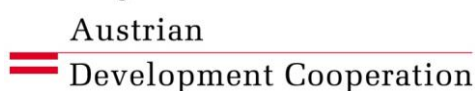


<sup>1</sup> Business entry rate: Newly registered businesses as a percentage of total businesses registered with ATK

<sup>2</sup> Business exit rate: Business exits as a percentage of total businesses registered with ATK

Source: Tax Administration of Kosovo (ATK), 2014

with funding from



Swiss Agency for Development and Cooperation SDC

co-financed by





## Sectoral structure of the local economy

**Table 3 Businesses and employees in businesses by sector of economic activity, 2013, in %**

Sector of economic activity <sup>1</sup>	Viti		Kosovo	
	% of enterprises	% of employees	% of enterprises	% of employees
Manufacturing <sup>2</sup>	15.8	21.7	11.1	18.9
Energy and water supply <sup>3</sup>	0.6	0.7	0.3	1.7
Construction	8.7	8.6	7.3	11.0
Wholesale and retail trade	44.7	39.5	43.6	33.0
Transport	7.3	3.3	5.8	5.6
Hotels and restaurants	4.2	4.1	7.7	5.5
Business services <sup>4</sup>	7.1	3.9	10.4	13.4
Education	1.5	1.6	1.2	2.1
Human health	2.5	8.9	2.9	2.1
Personal services <sup>5</sup>	7.7	7.6	9.7	6.7
Total <sup>6</sup>	1,017	3,042	45,156	187,480

<sup>1</sup> According to NACE Rev. 2

<sup>2</sup> Manufacturing: includes mining and quarrying

<sup>3</sup> Energy and water supply: electricity, gas, steam and air conditioning supply; water supply; sewerage, waste management and remediation activities


<sup>4</sup> Business services: information and communication; financial and insurance activities; real estate activities; professional, scientific and technical activities; administrative and support service activities


<sup>5</sup> Personal services: arts, entertainment and recreation; other service activities

<sup>6</sup> Data refer to the non-agricultural business sector; the sectors agriculture, public administration, defence and social security; activities of households as employers; activities of extraterritorial organisations; private persons and businesses with missing sector information have been excluded.

Source: Tax Administration of Kosovo (ATK), 2014

with funding from

 Austrian  
Development Cooperation

 Schweizerische Eidgenossenschaft  
Confédération suisse  
Confederazione Svizzera  
Confederaziun svizra

Swiss Agency for Development  
and Cooperation SDC

co-financed by



Ministry of Trade  
and Industry



## Size of businesses

**Table 4** Businesses and employees in businesses by enterprise size, 2013, in %

Enterprise size	Viti		Kosovo	
	% of businesses	% of employees	% of businesses	% of employees
OPE <sup>1</sup>	56.2	19.1	56.3	13.7
2 to 4 employees	31.8	29.2	30.5	19.3
5 to 9 employees	8.4	17.0	8.2	12.5
10 to 49 employees	3.2	18.5	4.2	18.7
50 and more employees	c	16.1	0.8	35.7
Total	1,052	3,087	46,032	189,623

<sup>1</sup> OPE: One-Person-Enterprise: Businesses with less than 2 persons employed

c...Existing data, but confidential treatment for data protection reasons (absolute number of cases is less than 5)

Source: Tax Administration of Kosovo (ATK), 2014

## Legal form of businesses

**Table 5** Legal forms of businesses, 2013, in %

Legal form	Viti	Kosovo
Individual business (B.I.)	92.7	85.2
Limited liability company (SH.P.K).	6.1	11.4
General partnership (O.P.)	1.0	1.2
Non-governmental Organisation (OJK)	-	1.1
Foreign company	c	0.5
Joint Stock Company (SH.A.)	c	0.3
Other	c	0.3
Total	1,052	46,032

c...Existing data, but confidential treatment for data protection reasons (absolute number of cases is less than 5)

Source: Tax Administration of Kosovo (ATK), 2014

with funding from

 Austrian  
Development Cooperation



Schweizerische Eidgenossenschaft  
Confédération suisse  
Confederazione Svizzera  
Confederaziun svizra

Swiss Agency for Development  
and Cooperation SDC

co-financed by



Ministry of Trade  
and Industry



## 1.4. Local business environment

### 1.4.1. Municipal taxes and fees related to businesses<sup>1</sup>

#### Immovable property tax

Table 6 Immovable property tax<sup>1</sup>

	Existence (X for yes)	Details
Annual property tax	X	See table 7
Property transfer tax <sup>2</sup>	-	-

<sup>1</sup> According to the Law on local government finance (No. 03/L-049), Art. 9 "Immovable Property Tax", p.7

<sup>2</sup> Municipal tax on real estate transaction

Source: Municipality of Viti, 2014

Table 7 Property tax<sup>1</sup>: Property values by categories and value zones, in €/m<sup>2</sup>, and tax rates, in %

Property tax categories	Zone I-A	Zone I-B	Zone II-A	Zone II-B	Zone III	Zone IV	Tax rates in %
Residential (housing)	300	240	220	200	150	100	0.15
Residential (apartment)	400	380	360	340	-	-	0.15
Industrial	500	450	420	400	350	200	0.15
Commercial	700	600	500	450	350	300	0.17
Agricultural	120	100	90	80	60	40	0.15
Abandoned	100	70	60	50	40	30	0.15
Unfinished	120	96	90	80	60	40	0.15
Garages	120	103	90	80	50	30	0.15
Swimming pools	200	170	160	150	140	135	0.15
Sports fields	150	120	110	100	90	85	0.17

<sup>1</sup> According to the Law on local government finance (No. 03/L-049), Art. 9 "Immovable Property Tax", p.7

Source: Municipality of Viti, 2014

<sup>1</sup> According to the Law on local government finance (No. 03/L-049), chapter II "Municipal Taxes and Fees", p.7-11

with funding from





## Business license fees

Table 8 Business license fees<sup>1</sup>

	Existence (X for yes)	Details
Annual business license fee <sup>2</sup>	X	94 different fees depending on the type of business activity, ranging from €20 to € 500
Annual professional business license fee <sup>3</sup>	X	29 different fees depending on the type of profession, ranging from € 50 to € 250

<sup>1</sup> According to the Law on local government finance (No. 03/L-049), Art. 10 and Art. 11, p.7-9

<sup>2</sup> Business activity: retail sales, food processing, handicraft, hotel and restaurant services, banking activities and financial services, insurance, and other business activities

<sup>3</sup> Business activity: professional services, accountants, lawyers, doctors, dentists and other professions

Source: Municipality of Viti, 2014

## Permit fees for construction and demolition of buildings and other structures

Table 9 Permit fees for construction and demolition of buildings and other structures<sup>1</sup>

	Existence (X for yes)	Details
Construction permit fee <sup>2</sup>	-	-

<sup>1</sup> According to the Law on local government finance (No. 03/L-049), Art. 14, p.10

<sup>2</sup> Same formula for all municipalities: (Administrative costs of issuing permits / Number of permits issued in previous year) x Surface (square meters) of construction

Source: Municipality of Viti, 2014

with funding from



co-financed by





## Municipal administrative fees

Table 10 Municipal administrative fees<sup>1</sup>

Inspection and supervisory fees, such as...	Existence (X for yes)	Details
...construction and demolition of buildings and other structures	-	-
...sanitary and hygienic inspection <sup>2</sup>	X	€ 25 for up to 50m <sup>2</sup> € 35 for 51 to 100m <sup>2</sup> € 50 for 101 to 150m <sup>2</sup> € 70 for 150 to 200m <sup>2</sup>
...agriculture inspection	-	-

<sup>1</sup> According to the Law on local government finance (No. 03/L-049), Art. 13, p.10

<sup>2</sup> Inspection of sanitary conditions, safety of the premise etc.

Source: Municipality of Viti, 2014

## Other municipal fees

Table 11 Other municipal fees<sup>1</sup>

	Existence (X for yes)	Details
Change of land use	X	Class I-IV: € 1/m <sup>2</sup> Class V-VI: € 0.75/m <sup>2</sup> Class VII-VIII: € 0.50/m <sup>2</sup>

<sup>1</sup> According to the Law on local government finance (No. 03/L-049), Art. 15, p.10

Source: Municipality of Viti, 2014

with funding from



co-financed by





### 1.4.2. Supply of human resources

#### Employment and unemployment

Table 12 Employment and unemployment

	Viti	Kosovo
Working-age population (15-64 years)	29,794	1,135,463
Total labour force <sup>1</sup>	13,147	508,100
Participation rate in % <sup>2</sup>	44.1	44.7
Number of employed persons <sup>3</sup>	6,839	280,454
Employment rate in % <sup>4</sup>	23.0	24.7
Number of unemployed persons <sup>5</sup>	6,308	227,646
Unemployment rate in % <sup>6</sup>	48.0	44.8

<sup>1</sup> Labour force: The number of working-age people (15-64 years) who are economically active. The economically active consist of the employed and the registered unemployed (job seekers).

<sup>2</sup> Participation rate: Proportion of the working-age population (15-64 years) that is economically active

<sup>3</sup> Employed person: Person who works in a job where an explicit or implicit contract of employment exists and gives the person a basic remuneration or person that performs seasonal, agricultural or other temporary work from which this person derives a source of livelihood, in cash or in kind, regardless of being socially insured.

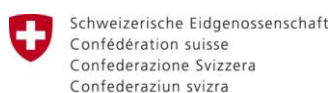
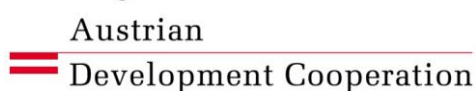
<sup>4</sup> Employment rate: Proportion of the working-age population (15-64 years) that is employed

<sup>5</sup> Unemployed person: Someone not currently working (neither in paid employment nor in self-employment), but currently available for work and actively looking for any kind of paid work.

<sup>6</sup> Unemployment rate: Proportion of the labour force that is unemployed

Source: Kosovo Agency of Statistics, Census 2011

with funding from



Swiss Agency for Development and Cooperation SDC

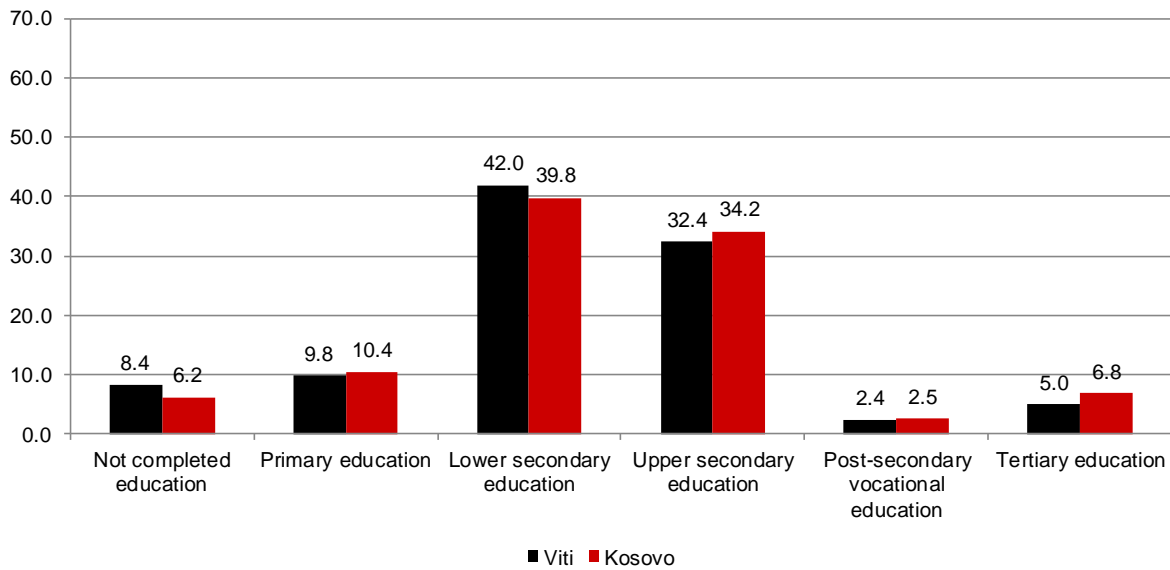
co-financed by





## Educational attainment of the population

Figure 6 Population<sup>1</sup> by completed educational level<sup>2</sup>, in %



<sup>1</sup> Population 15 years and older

<sup>2</sup> Primary education: 5 years, age 6-11; lower secondary education: 4 years, age 12-15; upper secondary education, gymnasium, vocational school: 3-4 years, age 15-19; post-secondary vocational education: high level of post-secondary education, professional studies from 6 months up to 2 years, age 19-24; tertiary education: bachelor, master, PhD-studies, age 19-26

Source: Kosovo Agency of Statistics, Census 2011

## Secondary education

Table 13 Secondary schools: number and students

	Viti	Kosovo	Share of Viti in Kosovo in %
Number of secondary schools	2	95	2.1
Number of students in secondary schools	2,794	99,578	2.8

Source: Number of secondary schools: Ministry of Education, Science and Technology (MEST), 2014; Number of students in secondary schools: Kosovo Agency of Statistics, Education Statistics 2014

with funding from

Austrian  
Development Cooperation



Schweizerische Eidgenossenschaft  
Confédération suisse  
Confederazione Svizzera  
Confederaziun svizra

Swiss Agency for Development  
and Cooperation SDC

co-financed by



Ministry of Trade  
and Industry



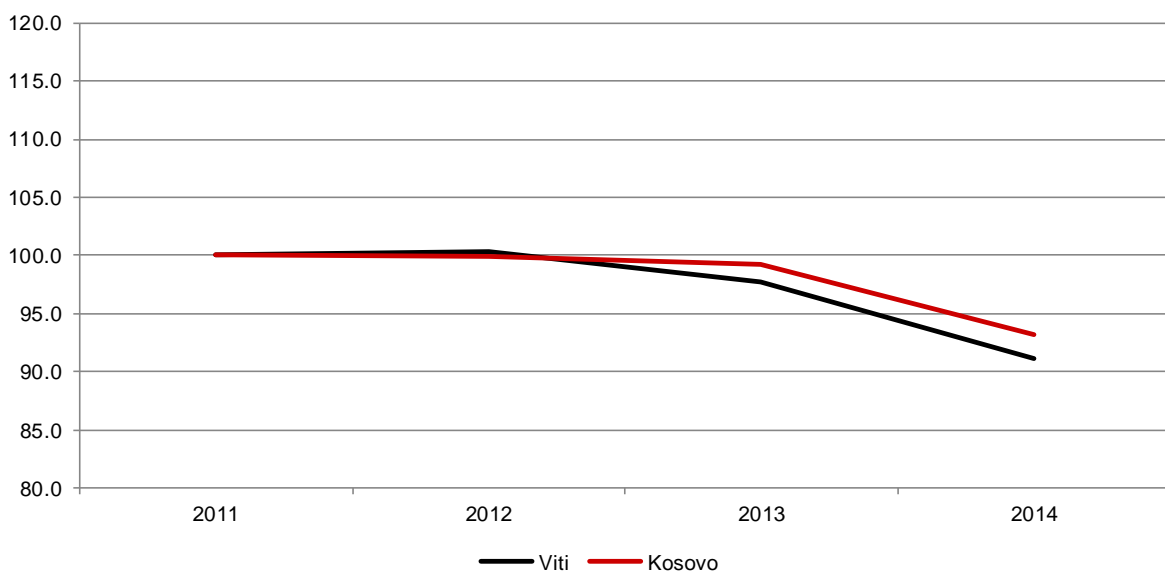
**Table 14 Types and areas of education of secondary schools**

Type of secondary school	Number of schools	Existence (X for Yes)	Area of education
Gymnasium	1	X	-
Vocational school	1	X	Chemistry, non-metals and graphics
		-	Culture, art and public information
		X	Economy and law
		X	Electrical engineering
		-	Forestry and wood processing
		-	Geodesy and construction
		-	Health and social protection
		X	Machinery and metal processing
		X	Textile and leather
		X	Trade, hospitality and tourism
		-	Mining, metallurgy and geology
		-	Natural sciences - mathematics
		-	Traffic

Source: Ministry of Education, Science and Technology (MEST), 2014; own research by KOSME, 2014

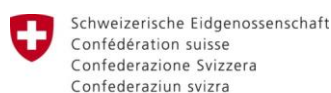
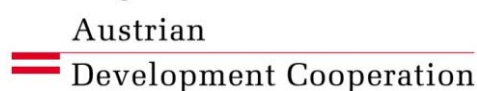
**Figure 7 Development of the number of students in secondary schools, 2011-2014**

Index (2011=100)



Source: Kosovo Agency of Statistics, Education Statistics 2011-2014

with funding from



Swiss Agency for Development and Cooperation SDC

co-financed by





**Tertiary education**

There are no tertiary education institutions in Viti (2014).

**Adult education**

**Table 15 Existence of vocational training services for adults**

Fields / areas	Kind of vocational training for adults
ICT (information and communication technology)	n/a
Business and management	n/a
Engineering and technology	n/a
Construction (e.g. house-painter, bricklayer, plumber...)	n/a
Languages	n/a
Personality development and communication skills	n/a

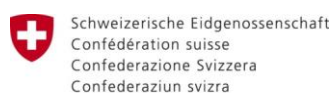
Note: Vocational training for adults comprises all public and private vocational learning and training for adults after leaving initial education and training (initial education and training = formal education system, usually before entering working life). It includes work- and career-oriented learning (obtaining new qualifications, up-skilling or re-skilling for employment) but also learning for personal development.

The list of vocational training services is not exhaustive, since not all approached training providers presented information on their training courses.

n/a...There is no information on training opportunities in this field

Source: Municipality; Ministry of Education, Science and Technology (MEST), 2014

with funding from



Swiss Agency for Development and Cooperation SDC

co-financed by





### 1.4.3. Infrastructure, business support services and events

#### Traffic infrastructure

Travel distance in km from the centre of the municipality to the next highway or upper-level road:  
14.6 km (Source: Municipality; Google Maps, 2014)

#### Existence of business support services

Table 16 Availability of business support services

Business support services	Availability in Viti		Availability in Kosovo		Share of Viti in Kosovo in %
	Absolute	Per 100 enterprises*	Absolute	Per 100 enterprises*	
Business registration centre <sup>1</sup>	1	-	30	-	-
Banks (including branches) <sup>2</sup>	4	0.4	243	0.5	1.6
Lawyers <sup>3</sup>	16	1.5	852	1.9	1.9
Business consultancies <sup>3</sup>	1	0.1	383	0.8	0.3
Tax consultancies <sup>3</sup>	11	1.0	636	1.4	1.7

Note: Lawyers, business consultancies and tax consultancies according to NACE Rev. 2

\* Viti: 1,052 enterprises; Kosovo: 46,032 enterprises

Source: <sup>1</sup> Ministry of Trade and Industry (MTI), 2014; <sup>2</sup> Banks operating in Kosovo, 2014; <sup>3</sup> Tax Administration of Kosovo (ATK), 2014

with funding from

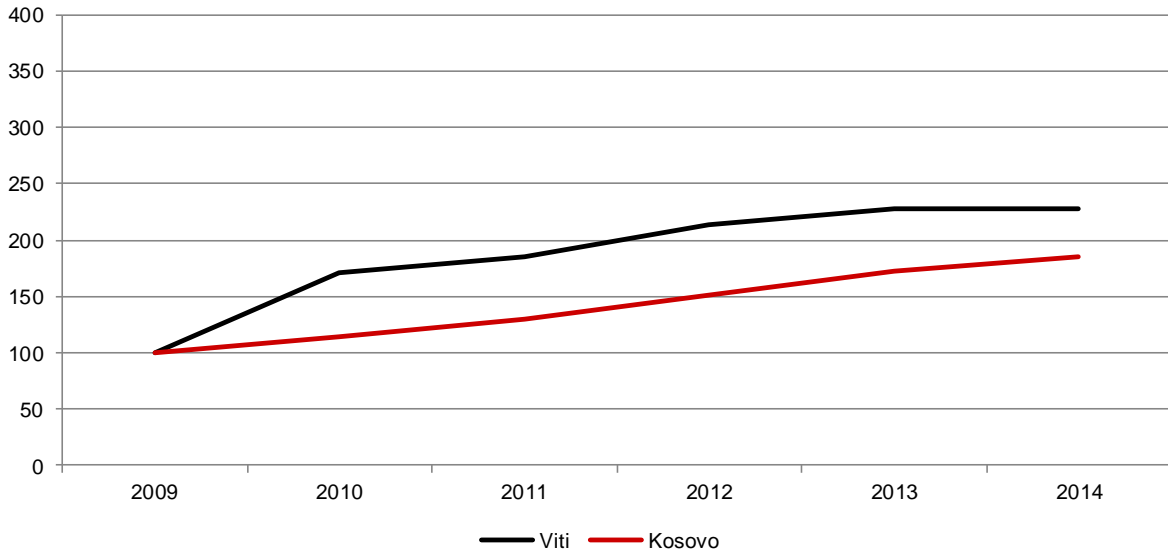
co-financed by



**Development of lawyers, business consultancies and tax consultancies**

**Figure 8 Development of the number of lawyers, 2009-2014**

Index (2009=100)

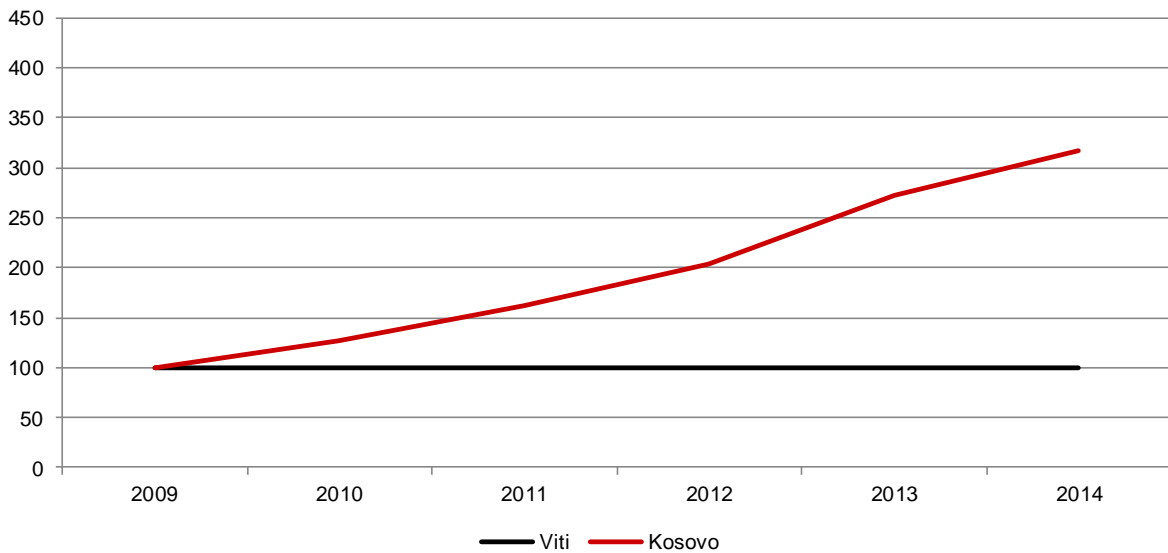


Note: Lawyers according to NACE Rev. 2

Source: Tax Administration of Kosovo (ATK), 2009 – 2014

**Figure 9 Development of the number of business consultancies, 2009-2014**

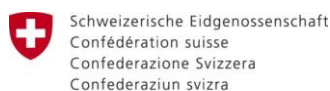
Index (2009=100)



Note: Business consultancies according to NACE Rev. 2

Source: Tax Administration of Kosovo (ATK), 2009 – 2014

with funding from



Swiss Agency for Development and Cooperation SDC

co-financed by

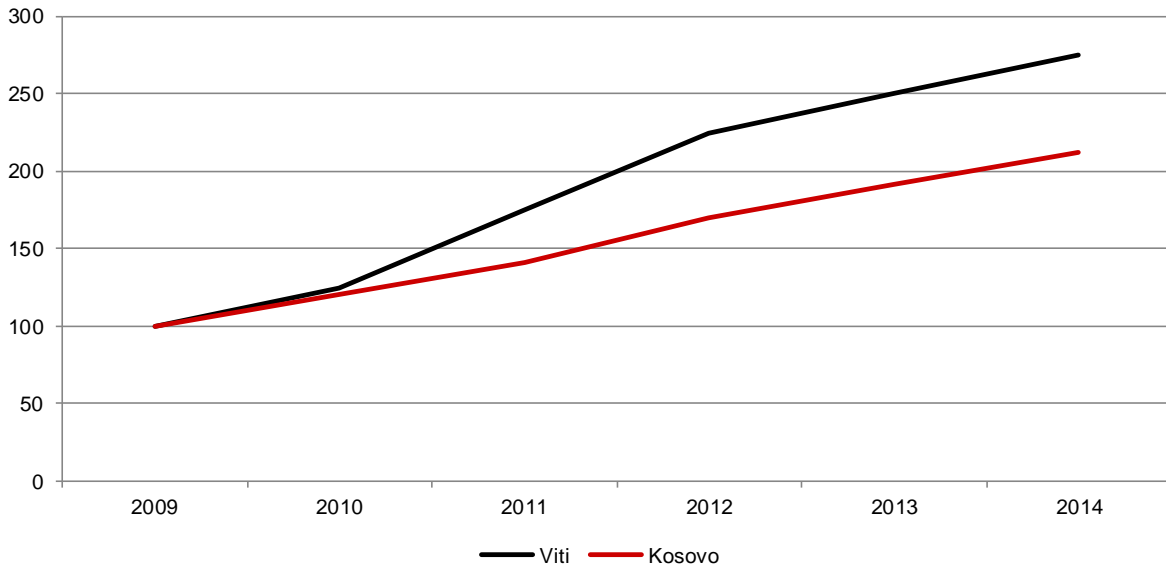






Figure 10 Development of the number of tax consultancies, 2009-2014

Index (2009=100)



Note: Tax consultancies according to NACE Rev. 2

Source: Tax Administration of Kosovo (ATK), 2009 – 2014

### Existence of chambers

Table 17 Availability of chambers

	Name of chamber
Viti	There is no chamber in the municipality
District of Gjilan	<ul style="list-style-type: none"> <li>• Kosovo Chamber of Commerce (KCC)</li> <li>• Business Alliance of Kosovo (AKB, Aleanca Kosovare e Bizneseve)</li> </ul>

Source: Ministry of Public Administration, 2014

with funding from



co-financed by





**Existence of business incubators, economic zones and technology parks**

There are no business incubators, economic zones or technology parks in Viti (Source: Ministry of Trade and Industry - MTI, 2014).

**Existence of financial support for businesses**

Existence and number of e.g. grants and micro finance on municipal level

**Table 18 Availability and range of financial support**

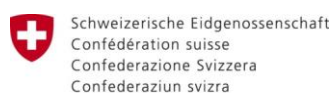
Grants / microfinance	Details
Rural Credit Kosovo	Loans for villages, small businesses, agricultural and individual purposes
KEP	Loans for solidarity groups, villages, agricultural and individual purposes

Source: Websites of micro finance institutions, 2014

**Existence of B2B events and trade fairs**

There is no information on any B2B events and fairs in Viti (Source: Kosovo Chamber of Commerce, KIESA - Kosovo Investment and Enterprise Support Agency, 2014).

with funding from



co-financed by





#### 1.4.4. Municipal administration

### Municipal budget

Table 19 Municipal budget

Budget	Budget of Viti in € (2014)			Total budget of all municipalities of Kosovo in € (2014)		
	Absolute	Per capita	Change of budget 2012-2014 in %	Absolute	Per capita	Change of budget 2012-2014 in %
Public services, civil protection, emergency	467,966	10.0	+8.2	61,349,364	33.7	+12.0
Total budget	9,019,345	192.0	+11.8	389,518,818	214.0	+5.9
Share of public services, civil protection, emergency in total budget	5.2	-	-0.2	15.8	-	+0.9

Note: Public services, civil protection, emergency include road infrastructure, public infrastructure, fire prevention and inspections, management of natural disasters and water management

Source: Ministry of Finance; Assembly of Republic of Kosovo, 2014

### Transparency on municipal taxes and fees

Access to written information on municipal taxes and fees e.g. on municipal websites and in municipalities itself (written documents)

Table 20 Transparency on municipal taxes and fees

Availability of written information (documents)	Yes	No
Available on the municipality website	X	-
Publicly available at the municipality building (e.g. brochure at the entrance)	-	X
Available only upon request	-	X
Not available at all	-	X

Source: Municipality, 2014

with funding from



co-financed by



**KOSME**  
Kosovo SME Promotion Programme

Provision of Capacity Development to Ministry of Trade and Industry  
Financed by Austrian Development Cooperation and Swiss Development Cooperation  
Co-financed by Ministry of Trade and Industry, Republic of Kosovo  
Implemented by ECIKS/KMU Forschung Austria

### **Opening hours of local authorities**


08:00-16:00

Source: Municipality, 2014

### **Municipality website**

<https://kk.rks-gov.net/viti/>

*with funding from*

 **Austrian**  
**Development Cooperation**



Schweizerische Eidgenossenschaft  
Confédération suisse  
Confederazione Svizzera  
Confederaziun svizra

**Swiss Agency for Development  
and Cooperation SDC**

*co-financed by*



Ministry of Trade  
and Industry