



Municipality fact sheet for Skënderaj / Srbica

1.1. Overview

| Population |
|--|
| <ul style="list-style-type: none"> Population density of 135 inhabitants/km² is below the Kosovar average (159) Ethnic distribution: nearly the whole population is Albanian (99.7 %) Main source of livelihood: work (24.9 %) is not as pronounced as in total Kosovo (average: 28.9 %), pensions, social care and remittances from abroad play a major role as compared to the Kosovar average |
| Performance of the local business sector |
| <ul style="list-style-type: none"> Number of businesses per 1,000 economically active inhabitants (48) is among the lowest in Kosovo (76) While the development of businesses is positive and in line with the Kosovar average, employment has declined between 2010 and 2011 – although increasing, it is still below average in 2013 The business entry rate (13.6 %) has caught up to the Kosovar value between 2011 and 2013 The business exit rate (6.1 %) is below average (6.5 %) and has been that way since 2011 Sectoral structure of the local economy: trade, construction, hotels and restaurants are most important; business services are underrepresented Size of businesses: the highest share of employees (28.1 %) is working in businesses with 2 to 4 employees Legal form of businesses: almost all businesses are individual businesses (95.5 %, vs. Kosovo: 85.2 %); no foreign companies, joint stock companies and NGOs |
| Municipal taxes and fees related to businesses |
| <ul style="list-style-type: none"> Immovable property tax Annual business license fees, annual professional business license fees Permit fees for construction and demolition of buildings and other structures Fees for the change of land use |
| Supply of human resources |
| <ul style="list-style-type: none"> The participation rate (36.0 %) and the employment rate (15.9 %) are rather low as compared to the Kosovar average (participation rate: 44.7 %, employment rate: 24.7 %) The unemployment rate (55.8 %) is high (Kosovo: 44.8 %) Educational attainment of the population: the share of people having upper secondary, post-secondary or tertiary education tends to be lower than the Kosovar average No tertiary education institutions |
| Infrastructure, business support services and events |
| <ul style="list-style-type: none"> Travel distance to the next highway / upper level road: 25.3 km Availability of business registration centre, banks, lawyers and tax consultancies No business consultancies No chambers Technology park Skenderaj Existence of financial support for businesses |
| Municipal administration |
| <ul style="list-style-type: none"> Municipal budget: share of public services, civil protection and emergency in total budget (4.0 %) is considerably below average (Kosovo: 15.8 %) Information on municipal taxes and fees available only upon request |

with funding from



co-financed by



1.2. Population

Area and population

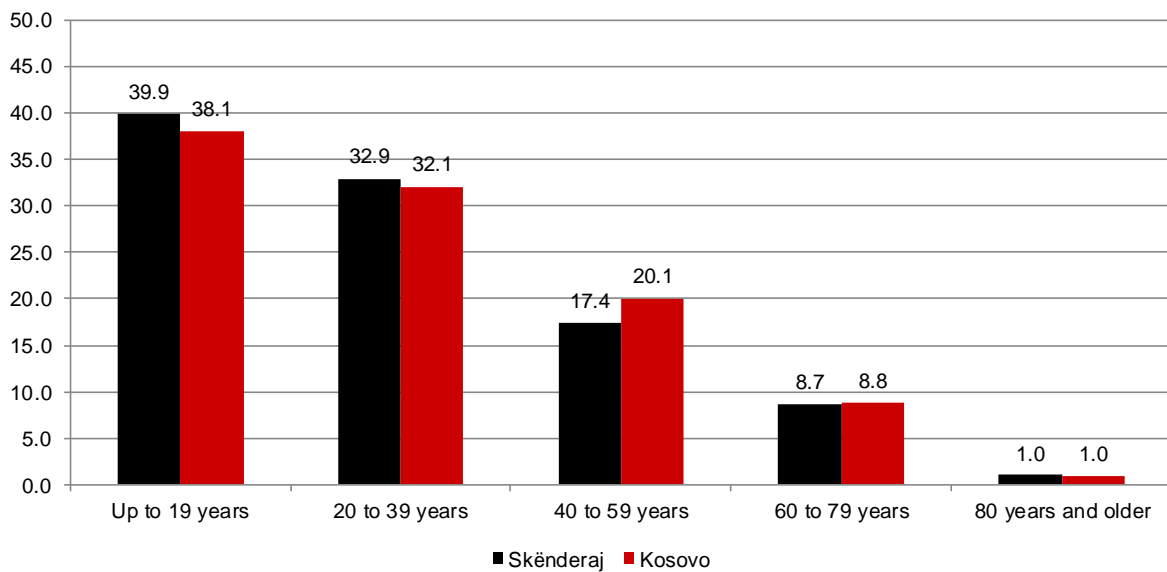
Table 1 Area, population and population density

| | Skënderaj | Kosovo | Share of Skënderaj in Kosovo in % |
|---|-----------|-----------|-----------------------------------|
| Area in km ² | 378 | 11,187 | 3.4 |
| Total population | 50,858 | 1,819,785 | 2.8 |
| Population density (inhabitants per km ²) | 135 | 159 | - |

Source: Kosovo Agency of Statistics, Census 2011


Age of the population

Figure 1 Population by age groups, in %



Source: Kosovo Agency of Statistics, Census 2011

with funding from

 **Austrian**
Development Cooperation



Schweizerische Eidgenossenschaft
Confédération suisse
Confederazione Svizzera
Confederaziun svizra

Swiss Agency for Development
and Cooperation SDC

co-financed by

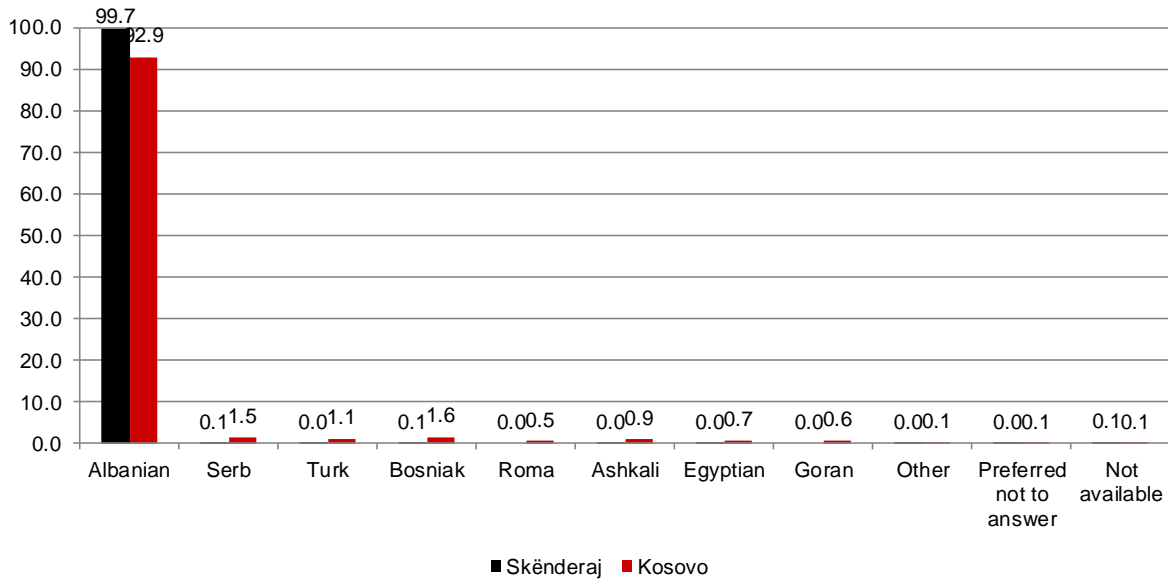


Ministry of Trade
and Industry



Ethnic distribution

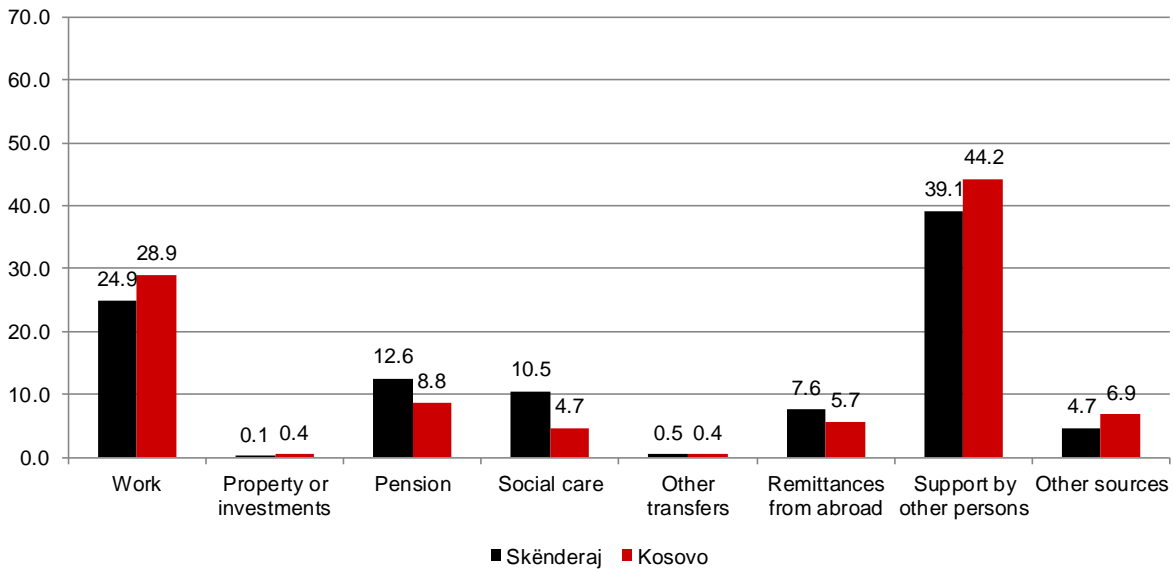
Figure 2 Population by ethnic background, in %



Source: Kosovo Agency of Statistics, Census 2011

Sources of livelihood

Figure 3 Population¹ by first main source of livelihood², in %

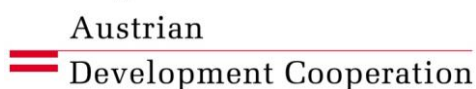


¹ Population 15 years and older

² The first main source of income from which all of a person's expenditure was financed during the last 12 months

Source: Kosovo Agency of Statistics, Census 2011

with funding from



Schweizerische Eidgenossenschaft
Confédération suisse
Confederazione Svizzera
Confederaziun svizra

Swiss Agency for Development and Cooperation SDC

co-financed by



Ministry of Trade and Industry



1.3. Performance of the local business sector

The number of enterprises and employees are based on data from the Tax Administration of Kosovo (ATK). The database of ATK only includes enterprises that are paying taxes.

Business demography: businesses, employees, business entries and business exits

Table 2 Number of businesses and employees, business entries and business exits, 2013

| | Skënderaj | Kosovo |
|---|-----------|---------|
| Number of businesses ¹ | 667 | 46,032 |
| Number of employees ² | 1,990 | 189,623 |
| Number of businesses per 1,000 economically active inhabitants ³ | 48 | 76 |
| Number of business entries ⁴ | 91 | 6,253 |
| Business entry rate ⁵ | 13.6 | 13.6 |
| Number of business exits ⁶ | 41 | 2,987 |
| Business exit rate ⁷ | 6.1 | 6.5 |

¹ Businesses registered with ATK; the sectors Public administration, defence and social security; Activities of households as employers; Activities of extraterritorial organisations; Private persons and businesses with missing sector information have been excluded.

² Annual average number of employees

³ Economically active inhabitants (=labour force): Working-age people (15-64 years) who are employed or registered as unemployed (job seekers); data from 2011

⁴ Business entries: New entries into the register of ATK


⁵ Business entry rate: Newly registered businesses as a percentage of total businesses registered with ATK

⁶ Business exits: Exits from the register of ATK

⁷ Business exit rate: Business exits as a percentage of total businesses registered with ATK

Source: Tax Administration of Kosovo (ATK), 2014; Kosovo Agency of Statistics, Census 2011

with funding from

 Austrian
Development Cooperation



Schweizerische Eidgenossenschaft
Confédération suisse
Confederazione Svizzera
Confederaziun svizra

Swiss Agency for Development
and Cooperation SDC

co-financed by



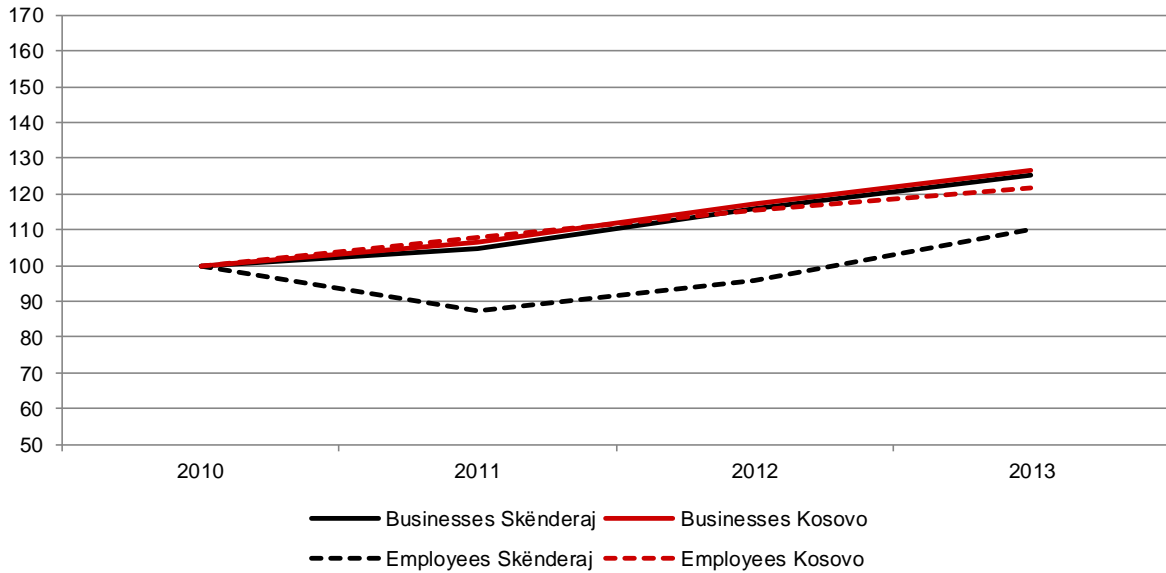
Ministry of Trade
and Industry



Development of businesses and employees

Figure 4 Development of the number of businesses and employees, 2010-2013

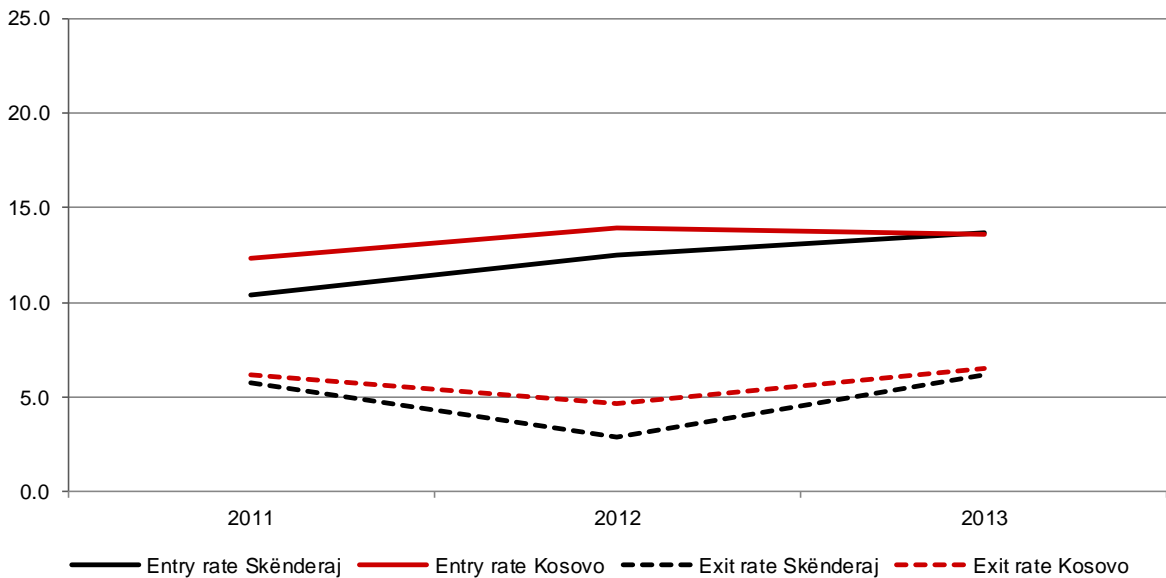
Index (2010=100)



Source: Tax Administration of Kosovo (ATK), 2014

Development of business entry and business exit rates

Figure 5 Development of business entry rates¹ and business exit rates², 2011-2013, in %

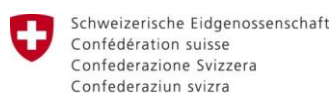
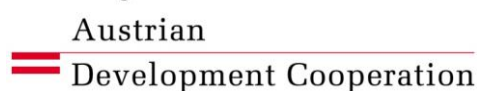


¹ Business entry rate: Newly registered businesses as a percentage of total businesses registered with ATK

² Business exit rate: Business exits as a percentage of total businesses registered with ATK

Source: Tax Administration of Kosovo (ATK), 2014

with funding from



Swiss Agency for Development and Cooperation SDC

co-financed by





Sectoral structure of the local economy

Table 3 Businesses and employees in businesses by sector of economic activity, 2013, in %

| Sector of economic activity ¹ | Skënderaj | | Kosovo | |
|--|------------------|----------------|------------------|----------------|
| | % of enterprises | % of employees | % of enterprises | % of employees |
| Manufacturing ² | 6.9 | 7.2 | 11.1 | 18.9 |
| Energy and water supply ³ | c | c | 0.3 | 1.7 |
| Construction | 10.3 | 34.8 | 7.3 | 11.0 |
| Wholesale and retail trade | 48.7 | 38.3 | 43.6 | 33.0 |
| Transport | 6.3 | 4.2 | 5.8 | 5.6 |
| Hotels and restaurants | 8.3 | 4.7 | 7.7 | 5.5 |
| Business services ⁴ | 6.6 | 4.9 | 10.4 | 13.4 |
| Education | 1.4 | 1.0 | 1.2 | 2.1 |
| Human health | 3.4 | 1.7 | 2.9 | 2.1 |
| Personal services ⁵ | 7.9 | 3.0 | 9.7 | 6.7 |
| Total ⁶ | 649 | 1,969 | 45,156 | 187,480 |

¹ According to NACE Rev. 2

² Manufacturing: includes mining and quarrying

³ Energy and water supply: electricity, gas, steam and air conditioning supply; water supply; sewerage, waste management and remediation activities

⁴ Business services: information and communication; financial and insurance activities; real estate activities; professional, scientific and technical activities; administrative and support service activities


⁵ Personal services: arts, entertainment and recreation; other service activities


⁶ Data refer to the non-agricultural business sector; the sectors agriculture, public administration, defence and social security; activities of households as employers; activities of extraterritorial organisations; private persons and businesses with missing sector information have been excluded.

c...Existing data, but confidential treatment for data protection reasons (absolute number of cases is less than 5)

Source: Tax Administration of Kosovo (ATK), 2014

with funding from

 Austrian
Development Cooperation

 Schweizerische Eidgenossenschaft
Confédération suisse
Confederazione Svizzera
Confederaziun svizra

Swiss Agency for Development
and Cooperation SDC

co-financed by



Ministry of Trade
and Industry



Size of businesses

Table 4 Businesses and employees in businesses by enterprise size, 2013, in %

| Enterprise size | Skënderaj | | Kosovo | |
|-----------------------|-----------------|----------------|-----------------|----------------|
| | % of businesses | % of employees | % of businesses | % of employees |
| OPE ¹ | 58.9 | 19.7 | 56.3 | 13.7 |
| 2 to 4 employees | 33.1 | 28.1 | 30.5 | 19.3 |
| 5 to 9 employees | 4.9 | 10.3 | 8.2 | 12.5 |
| 10 to 49 employees | 2.5 | 16.7 | 4.2 | 18.7 |
| 50 and more employees | c | 25.1 | 0.8 | 35.7 |
| Total | 667 | 1,990 | 46,032 | 189,623 |

¹ OPE: One-Person-Enterprise: Businesses with less than 2 persons employed

c...Existing data, but confidential treatment for data protection reasons (absolute number of cases is less than 5)

Source: Tax Administration of Kosovo (ATK), 2014

Legal form of businesses


Table 5 Legal forms of businesses, 2013, in %

| Legal form | Skënderaj | Kosovo |
|-------------------------------------|-----------|--------|
| Individual business (B.I.) | 95.5 | 85.2 |
| Limited liability company (SH.P.K). | 3.4 | 11.4 |
| General partnership (O.P.) | 0.9 | 1.2 |
| Non-governmental Organisation (OJK) | - | 1.1 |
| Foreign company | - | 0.5 |
| Joint Stock Company (SH.A.) | - | 0.3 |
| Other | c | 0.3 |
| Total | 667 | 46,032 |

c...Existing data, but confidential treatment for data protection reasons (absolute number of cases is less than 5)

Source: Tax Administration of Kosovo (ATK), 2014

with funding from

 **Austrian**
Development Cooperation



Schweizerische Eidgenossenschaft
Confédération suisse
Confederazione Svizzera
Confederaziun svizra

Swiss Agency for Development
and Cooperation SDC

co-financed by



Ministry of Trade
and Industry



1.4. Local business environment

1.4.1. Municipal taxes and fees related to businesses¹

Immovable property tax

Table 6 Immovable property tax¹

| | Existence (X for yes) | Details |
|------------------------------------|--------------------------|-------------|
| Annual property tax | X | See table 7 |
| Property transfer tax ² | - | - |

¹ According to the Law on local government finance (No. 03/L-049), Art. 9 “Immovable Property Tax”, p.7

² Municipal tax on real estate transaction

Source: Municipality of Skënderaj, 2014

Table 7 Property tax¹: Property values by categories and value zones, in €/m², and tax rates, in %

| Property categories | Zone I | Zone II | Zone III | Tax rates in % |
|-------------------------------------|--------|---------|----------|-------------------|
| Residential (housing) | 295 | 250 | 160 | 0.15 |
| Residential (apartment) | 360 | 300 | 250 | 0.15 |
| Industrial | 175 | 175 | 175 | 0.18 |
| Commercial | 700 | 435 | 210 | 0.19 |
| Agricultural | 50 | 50 | 50 | 0.15 |
| Swimming pools and sports fields | 70 | 60 | 50 | 0.19 |

¹ According to the Law on local government finance (No. 03/L-049), Art. 9 “Immovable Property Tax”, p.7

Source: Municipality of Skënderaj, 2014

¹ According to the Law on local government finance (No. 03/L-049), chapter II “Municipal Taxes and Fees”, p.7-11

with funding from

co-financed by



Business license fees

Table 8 Business license fees¹

| | Existence (X for yes) | Details |
|---|--------------------------|---|
| Annual business license fee ² | X | 105 different fees depending on the type of business activity, ranging from € 50 to € 2,000 |
| Annual professional business license fee ³ | X | 7 different fees depending on the type of profession, ranging from € 100 to € 200 |

¹ According to the Law on local government finance (No. 03/L-049), Art. 10 and Art. 11, p.7-9

² Business activity: retail sales, food processing, handicraft, hotel and restaurant services, banking activities and financial services, insurance, and other business activities

³ Business activity: professional services, accountants, lawyers, doctors, dentists and other professions

Source: Municipality of Skënderaj, 2014

Permit fees for construction and demolition of buildings and other structures

Table 9 Permit fees for construction and demolition of buildings and other structures¹

| | Existence (X for yes) | Details |
|--------------------------------------|--------------------------|---|
| Construction permit fee ² | X | 19 different fees depending on zone and use, ranging from € 0.75/m ² to € 2.71/m ² Density tax: € 122.91 |

¹ According to the Law on local government finance (No. 03/L-049), Art. 14, p.10

² Same formula for all municipalities: (Administrative costs of issuing permits / Number of permits issued in previous year) x Surface (square meters) of construction

Source: Municipality of Skënderaj, 2014

with funding from



co-financed by





Municipal administrative fees

Table 10 Municipal administrative fees¹

| Inspection and supervisory fees, such as... | Existence (X for yes) | Details |
|--|-----------------------|---------|
| ...construction and demolition of buildings and other structures | - | - |
| ...sanitary and hygienic inspection ² | - | - |
| ...agriculture inspection | - | - |

¹ According to the Law on local government finance (No. 03/L-049), Art. 13, p.10

² Inspection of sanitary conditions, safety of the premise etc.

Source: Municipality of Skënderaj, 2014

Other municipal fees

Table 11 Other municipal fees¹

| | Existence (X for yes) | Details |
|--------------------|-----------------------|--|
| Change of land use | X | Class 1-4: € 0.80/m ² Class 5-6: € 0.50/m ² Class 7-8: € 0.50/m ² |

¹ According to the Law on local government finance (No. 03/L-049), Art. 15, p.10

Source: Municipality of Skënderaj, 2014

with funding from



co-financed by





1.4.2. Supply of human resources

Employment and unemployment

Table 12 Employment and unemployment

| | Skënderaj | Kosovo |
|---|-----------|-----------|
| Working-age population (15-64 years) | 32,350 | 1,135,463 |
| Total labour force ¹ | 11,634 | 508,100 |
| Participation rate in % ² | 36.0 | 44.7 |
| Number of employed persons ³ | 5,137 | 280,454 |
| Employment rate in % ⁴ | 15.9 | 24.7 |
| Number of unemployed persons ⁵ | 6,497 | 227,646 |
| Unemployment rate in % ⁶ | 55.8 | 44.8 |

¹ Labour force: The number of working-age people (15-64 years) who are economically active. The economically active consist of the employed and the registered unemployed (job seekers).

² Participation rate: Proportion of the working-age population (15-64 years) that is economically active

³ Employed person: Person who works in a job where an explicit or implicit contract of employment exists and gives the person a basic remuneration or person that performs seasonal, agricultural or other temporary work from which this person derives a source of livelihood, in cash or in kind, regardless of being socially insured.


⁴ Employment rate: Proportion of the working-age population (15-64 years) that is employed

⁵ Unemployed person: Someone not currently working (neither in paid employment nor in self-employment), but currently available for work and actively looking for any kind of paid work.

⁶ Unemployment rate: Proportion of the labour force that is unemployed

Source: Kosovo Agency of Statistics, Census 2011

with funding from

 Austrian
Development Cooperation



Schweizerische Eidgenossenschaft
Confédération suisse
Confederazione Svizzera
Confederaziun svizra

Swiss Agency for Development
and Cooperation SDC

co-financed by

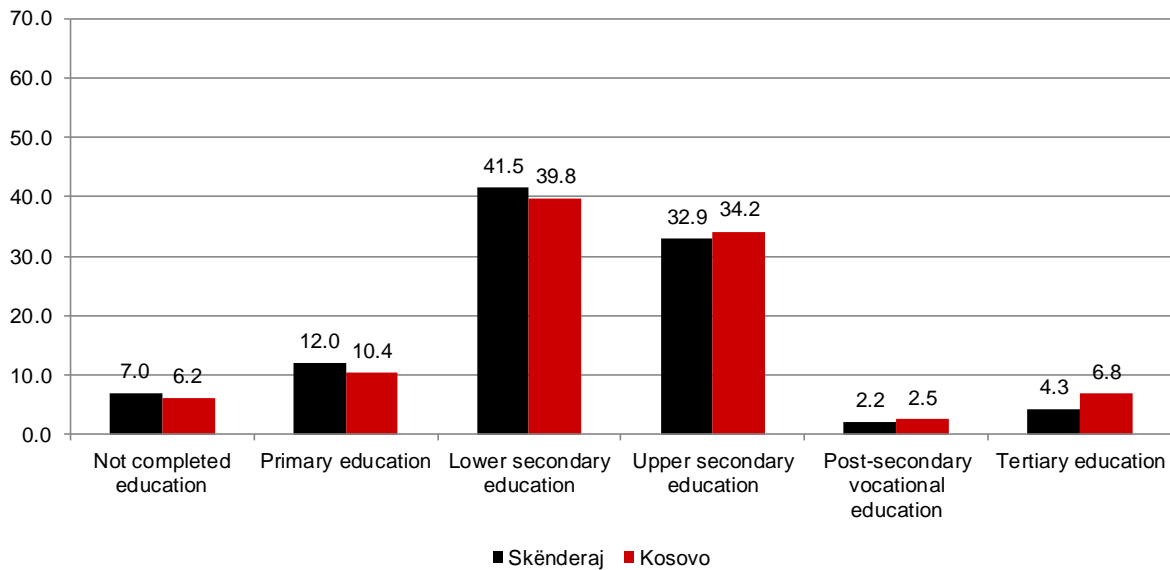


Ministry of Trade
and Industry



Educational attainment of the population

Figure 6 Population¹ by completed educational level², in %



¹ Population 15 years and older

² Primary education: 5 years, age 6-11; lower secondary education: 4 years, age 12-15; upper secondary education, gymnasium, vocational school: 3-4 years, age 15-19; post-secondary vocational education: high level of post-secondary education, professional studies from 6 months up to 2 years, age 19-24; tertiary education: bachelor, master, PhD-studies, age 19-26

Source: Kosovo Agency of Statistics, Census 2011


Secondary education

Table 13 Secondary schools: number and students

| | Skenderaj | Kosovo | Share of Skenderaj in Kosovo in % |
|---|-----------|--------|-----------------------------------|
| Number of secondary schools | 2 | 95 | 2.1 |
| Number of students in secondary schools | 3,373 | 99,578 | 3.4 |

Source: Number of secondary schools: Ministry of Education, Science and Technology (MEST), 2014; Number of students in secondary schools: Kosovo Agency of Statistics, Education Statistics 2014

with funding from

 Austrian
Development Cooperation



Schweizerische Eidgenossenschaft
Confédération suisse
Confederazione Svizzera
Confederaziun svizra

Swiss Agency for Development
and Cooperation SDC

co-financed by





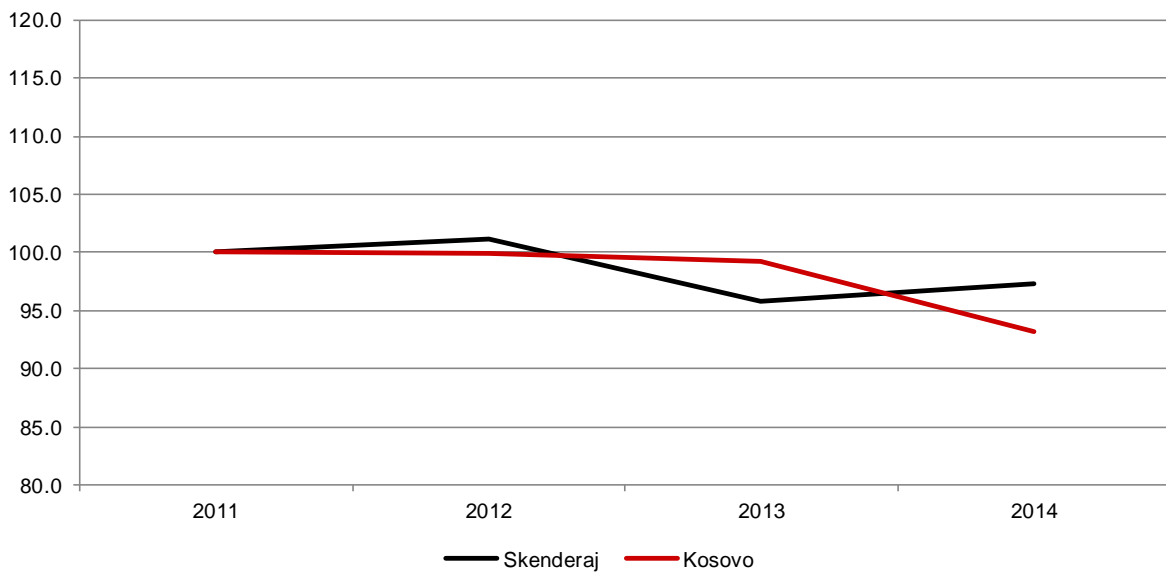
Table 14 Types and areas of education of secondary schools

| Type of secondary school | Number of schools | Existence (X for Yes) | Area of education |
|--------------------------|-------------------|-----------------------|-------------------------------------|
| Gymnasium | 1 | X | - |
| Vocational school | 1 | X | Chemistry, non-metals and graphics |
| | | - | Culture, art and public information |
| | | X | Economy and law |
| | | X | Electrical engineering |
| | | - | Forestry and wood processing |
| | | X | Geodesy and construction |
| | | - | Health and social protection |
| | | X | Machinery and metal processing |
| | | - | Textile and leather |
| | | - | Trade, hospitality and tourism |
| | | X | Mining, metallurgy and geology |
| | | - | Natural sciences - mathematics |
| | | X | Traffic |

Source: Ministry of Education, Science and Technology (MEST), 2014; own research by KOSME, 2014

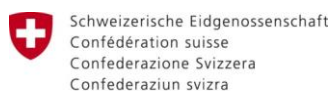
Figure 7 Development of the number of students in secondary schools, 2011-2014

Index (2011=100)



Source: Kosovo Agency of Statistics, Education Statistics 2011-2014

with funding from



Swiss Agency for Development and Cooperation SDC

co-financed by





Tertiary education

There are no tertiary education institutions in Skënderaj (2014).

Adult education

Table 15 Existence of vocational training services for adults

| Fields / areas | Kind of vocational training for adults |
|---|--|
| ICT (information and communication technology) | n/a |
| Business and management | n/a |
| Engineering and technology | n/a |
| Construction (e.g. house-painter, bricklayer, plumber...) | n/a |
| Languages | n/a |
| Personality development and communication skills | n/a |

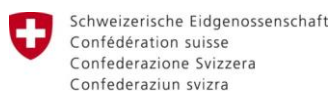
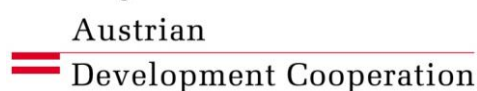
Note: Vocational training for adults comprises all public and private vocational learning and training for adults after leaving initial education and training (initial education and training = formal education system, usually before entering working life). It includes work- and career-oriented learning (obtaining new qualifications, up-skilling or re-skilling for employment) but also learning for personal development.

The list of vocational training services is not exhaustive, since not all approached training providers presented information on their training courses.

n/a...There is no information on training opportunities in this field

Source: Municipality; Ministry of Education, Science and Technology (MEST), 2014

with funding from



Swiss Agency for Development and Cooperation SDC

co-financed by





1.4.3. Infrastructure, business support services and events

Traffic infrastructure

Travel distance in km from the centre of the municipality to the next highway or upper-level road:
25.3 km (Source: Municipality; Google Maps, 2014)

Existence of business support services

Table 16 Availability of business support services

| Business support services | Availability in Skënderaj | | Availability in Kosovo | | Share of Skënderaj in Kosovo in % |
|---|---------------------------|----------------------|------------------------|----------------------|-----------------------------------|
| | Absolute | Per 100 enterprises* | Absolute | Per 100 enterprises* | |
| Business registration centre ¹ | 1 | - | 30 | - | - |
| Banks (including branches) ² | 6 | 0.9 | 243 | 0.5 | 2.5 |
| Lawyers ³ | 6 | 0.9 | 852 | 1.9 | 0.7 |
| Business consultancies ³ | 0 | - | 383 | 0.8 | - |
| Tax consultancies ³ | 3 | 0.4 | 636 | 1.4 | 0.5 |

Note: Lawyers, business consultancies and tax consultancies according to NACE Rev. 2

* Skënderaj: 667 enterprises; Kosovo: 46,032 enterprises

Source: ¹ Ministry of Trade and Industry (MTI), 2014; ² Banks operating in Kosovo, 2014; ³ Tax Administration of Kosovo (ATK), 2014

with funding from

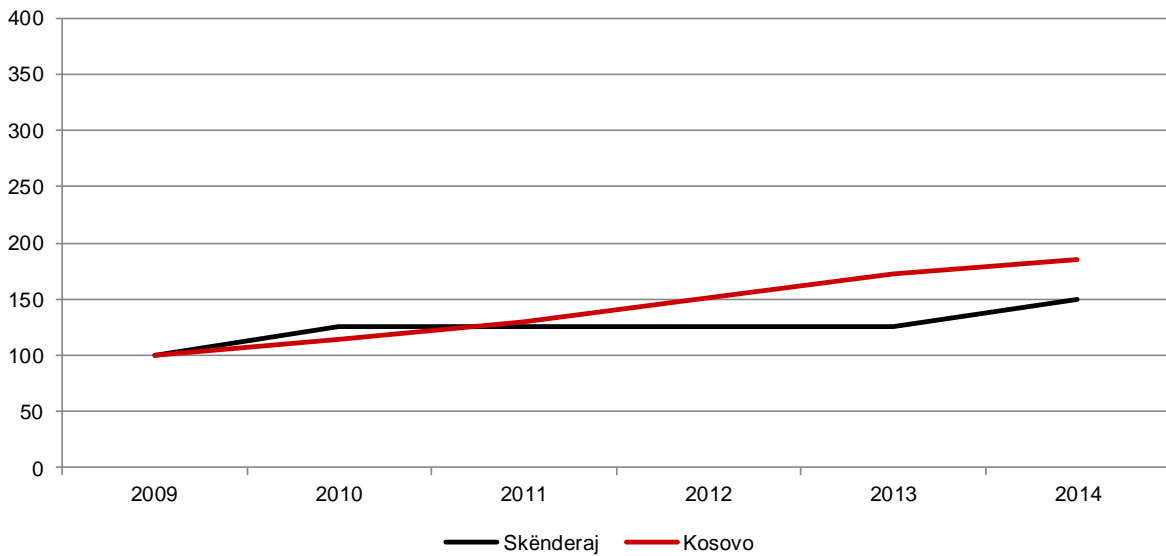
co-financed by



Development of the number of lawyers, business consultancies and tax consultancies

Figure 8 Development of the number of lawyers, 2009-2014

Index (2009=100)

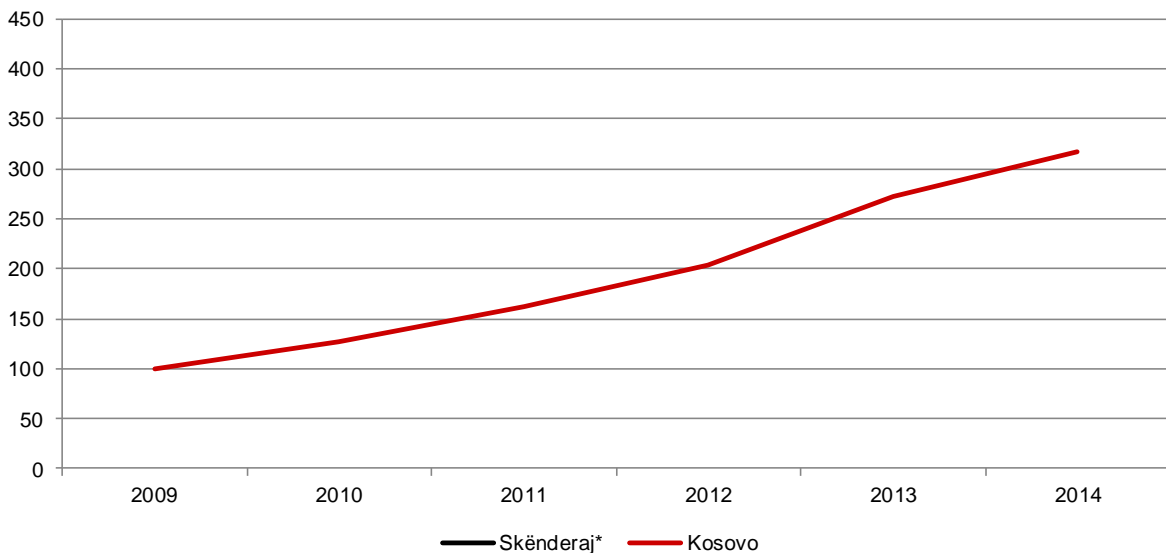


Note: Lawyers according to NACE Rev. 2

Source: Tax Administration of Kosovo (ATK), 2009 – 2014

Figure 9 Development of the number of business consultancies, 2009-2014

Index (2009=100)

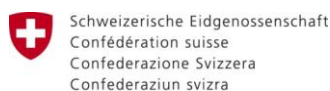
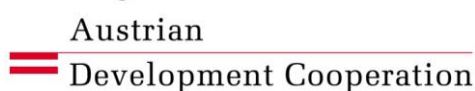


Note: Business consultancies according to NACE Rev. 2

* There were no business consultancies in this municipality during this period.

Source: Tax Administration of Kosovo (ATK), 2009 – 2014

with funding from



Swiss Agency for Development and Cooperation SDC

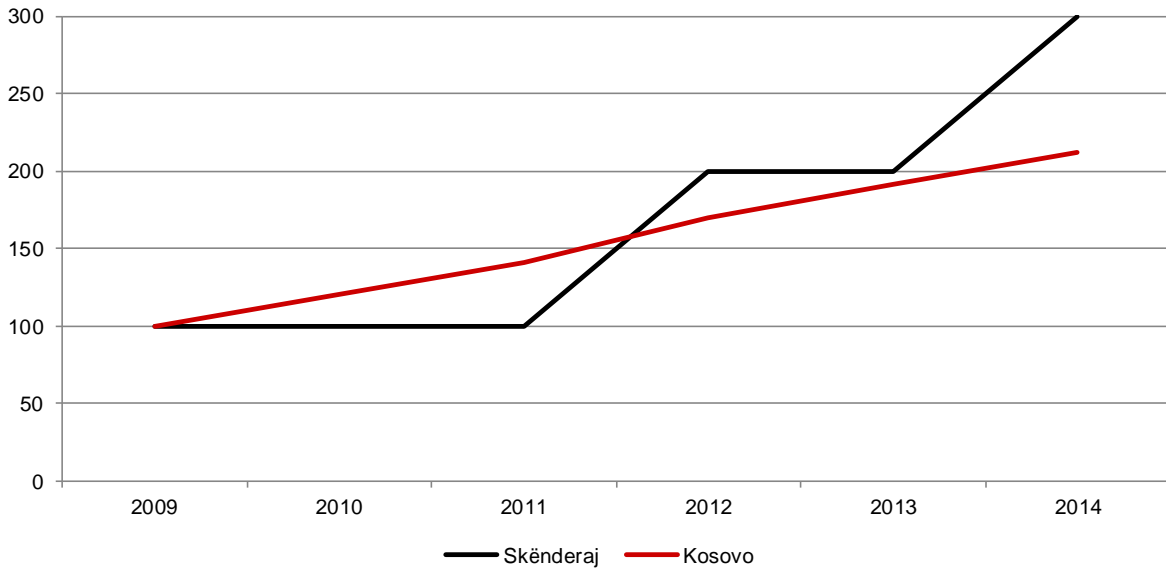
co-financed by





Figure 10 Development of the number of tax consultancies, 2009-2014

Index (2009=100)



Note: Tax consultancies according to NACE Rev. 2

Source: Tax Administration of Kosovo (ATK), 2009 - 2014

Existence of chambers

Table 17 Availability of chambers

| | Name of chamber |
|-----------------------|---|
| Skënderaj | There is no chamber in the municipality |
| District of Mitrovicë | <ul style="list-style-type: none"> • Kosovo Chamber of Commerce (KCC) • Business Alliance of Kosovo (AKB, Aleanca Kosovare e Bizneseve) |

Source: Ministry of Public Administration, 2014

with funding from



co-financed by



Existence of business incubators, economic zones and technology parks

Table 18 Existence of business incubators, economic zones, technology parks

| Business incubator, economic zone, technology park | Details |
|--|---|
| Technology Park Skenderaj | The Technology Park in Skenderaj is located in the cadastral zone of Lower Kline. It has a total land area of approximately 19.63 ha, which is divided into 33 plots, intended for the exercise of industrial activities. |

Source: Ministry of Trade and Industry (MTI), 2014; Business incubators, economic zones and technology parks in Kosovo, 2014

Existence of financial support for businesses

Existence and number of e.g. grants and micro finance on municipal level

Table 19 Availability and range of financial support

| Grants / microfinance | Details |
|-----------------------|--|
| KEP | Loans for solidarity groups, villages, agricultural and individual purposes |
| Finca | Loans for villages (in groups), individuals, improvement/renovation of household conditions, and rural loans |

Source: Websites of micro finance institutions, 2014

Existence of B2B events and trade fairs

There is no information on any B2B events and fairs in Skënderaj (Source: Kosovo Chamber of Commerce, KIESA - Kosovo Investment and Enterprise Support Agency, 2014).

with funding from



Schweizerische Eidgenossenschaft
Confédération suisse
Confederazione Svizzera
Confederaziun svizra

Swiss Agency for Development and Cooperation SDC

co-financed by





1.4.4. Municipal administration

Municipal budget

Table 20 Municipal budget

| Budget | Budget of Skënderaj in € (2014) | | | Total budget of all municipalities of Kosovo in € (2014) | | |
|---|---------------------------------|------------|---------------------------------|--|------------|---------------------------------|
| | Absolute | Per capita | Change of budget 2012-2014 in % | Absolute | Per capita | Change of budget 2012-2014 in % |
| Public services, civil protection, emergency | 411,500 | 8.1 | +11.1 | 61,349,364 | 33.7 | +12.0 |
| Total budget | 10,295,577 | 202.4 | +2.5 | 389,518,818 | 214.0 | +5.9 |
| Share of public services, civil protection, emergency in total budget | 4.0 | - | +0.3 | 15.8 | - | +0.9 |

Note: Public services, civil protection, emergency include road infrastructure, public infrastructure, fire prevention and inspections, management of natural disasters and water management

Source: Ministry of Finance; Assembly of Republic of Kosovo, 2014

Transparency on municipal taxes and fees

Access to written information on municipal taxes and fees e.g. on municipal websites and in municipalities itself (written documents)

Table 21 Transparency on municipal taxes and fees

| Availability of written information (documents) | Yes | No |
|---|-----|----|
| Available on the municipality website | - | X |
| Publicly available at the municipality building (e.g. brochure at the entrance) | - | X |
| Available only upon request | X | - |
| Not available at all | - | - |

Source: Municipality, 2014

with funding from

co-financed by



KOSME
Kosovo SME Promotion Programme

Provision of Capacity Development to Ministry of Trade and Industry
Financed by Austrian Development Cooperation and Swiss Development Cooperation
Co-financed by Ministry of Trade and Industry, Republic of Kosovo
Implemented by ECIKS/KMU Forschung Austria

Opening hours of local authorities


08:00-16:00

Source: Municipality, 2014

Municipality website

<https://kk.rks-gov.net/skenderaj/>

with funding from

 **Austrian**
Development Cooperation



Schweizerische Eidgenossenschaft
Confédération suisse
Confederazione Svizzera
Confederaziun svizra

**Swiss Agency for Development
and Cooperation SDC**

co-financed by



**Ministry of Trade
and Industry**