



Municipality fact sheet for Shtime / Štimlje

1.1. Overview

Population
<ul style="list-style-type: none"> Population density of 204 inhabitants/km² is above the Kosovar average (159) Age of the population: 42.3 % of the population is younger than 20 years (Kosovo: 38.1 %) Ethnic distribution: 2.7 % are Ashkali Work as main source of livelihood (22.0 %) is less pronounced (Kosovo: 28.9 %); support by other persons and other sources are more important than for the Kosovar average
Performance of the local business sector
<ul style="list-style-type: none"> Number of businesses per 1,000 economically active inhabitants (61) is below average (76) The development of businesses was positive and in line with the Kosovar average between 2010 and 2012; the development of employment was an even above-average; however, from 2012 to 2013, both declined and fell below the Kosovar average The business entry rate (12.8 %) is nearly as high as the Kosovar value (13.6 %) – it remained stable between 2011 and 2013 The business exit rate (22.5 %) is the highest in Kosovo – while being in line or even lower than the average the years before, it increased considerably between 2012 and 2013 Sectoral structure of the local economy: trade, manufacturing and construction are the most important sectors; personal services and business services are underrepresented Size of businesses: the highest share of employees (29.7 %) is working in businesses with 2 to 4 employees Legal form of businesses: 91.7 % are individual businesses (Kosovo: 85.2 %); no foreign companies, joint stock companies and NGOs
Municipal taxes and fees related to businesses
<ul style="list-style-type: none"> Immovable property tax Permit fees for construction and demolition of buildings and other structures Inspection and supervisory fees Fees for the change of land use
Supply of human resources
<ul style="list-style-type: none"> The employment rate (18.9 %) is below the Kosovar average (24.7 %) The unemployment rate (53.2 %) is considerably higher than for Kosovo in total (44.8 %) Educational attainment of the population: upper secondary, post-secondary and tertiary education is underrepresented No tertiary education institutions
Infrastructure, business support services and events
<ul style="list-style-type: none"> Availability of business registration centre, banks, lawyers, business consultancies and tax consultancies No chambers Technology park Shtime Existence of financial support for businesses
Municipal administration
<ul style="list-style-type: none"> Municipal budget: share of public services, civil protection and emergency in total budget (1.0 %) is the lowest in Kosovo (average: 15.8 %) Information on municipal taxes and fees available on the municipality website

with funding from



co-financed by



1.2. Population

Area and population

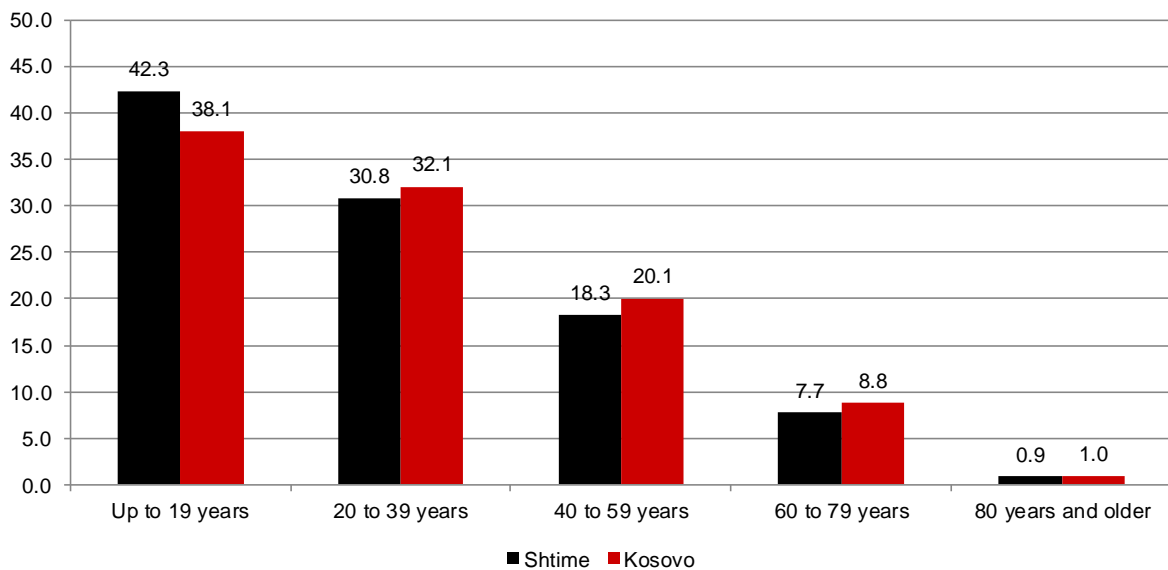
Table 1 Area, population and population density

	Shtime	Kosovo	Share of Shtime in Kosovo in %
Area in km ²	134	11,187	1.2
Total population	27,324	1,819,785	1.5
Population density (inhabitants per km ²)	204	159	-

Source: Kosovo Agency of Statistics, Census 2011


Age of the population

Figure 1 Population by age groups, in %



Source: Kosovo Agency of Statistics, Census 2011

with funding from

 **Austrian**
Development Cooperation



Schweizerische Eidgenossenschaft
Confédération suisse
Confederazione Svizzera
Confederaziun svizra

Swiss Agency for Development
and Cooperation SDC

co-financed by

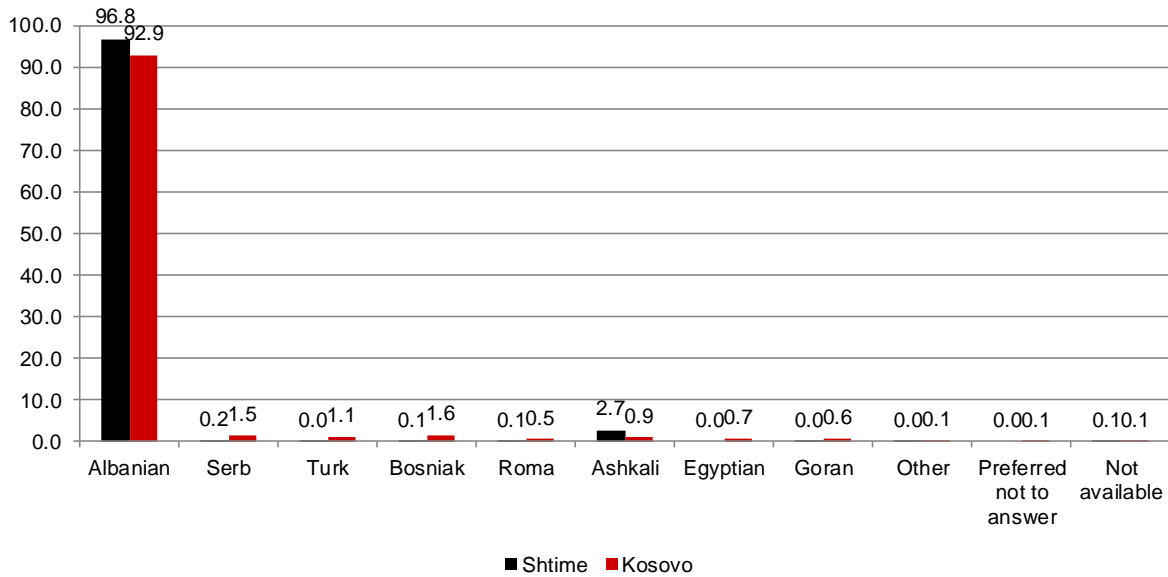


Ministry of Trade
and Industry



Ethnic distribution

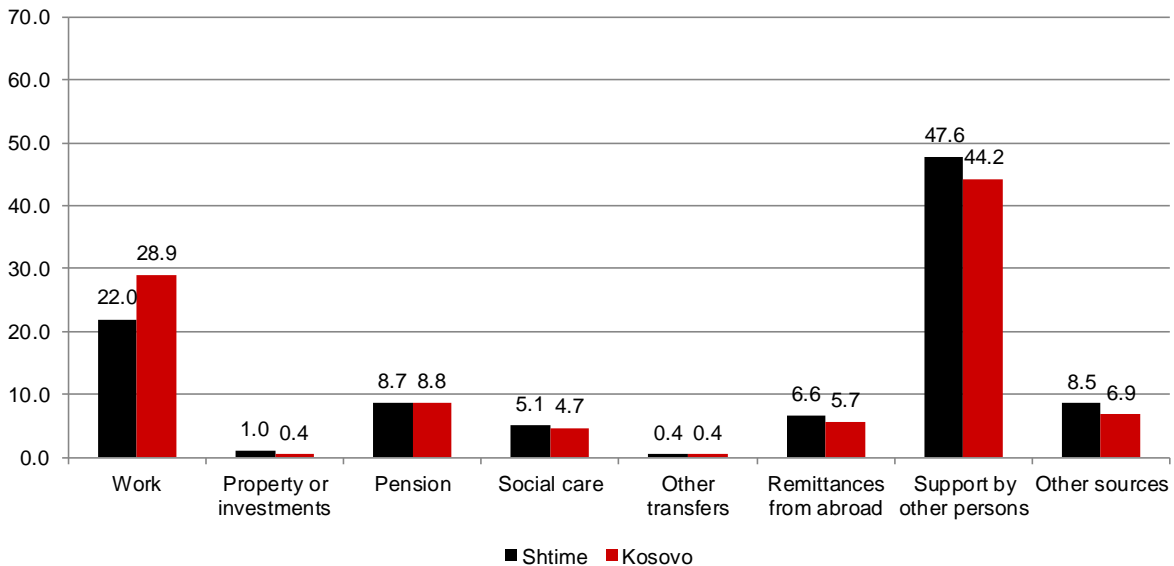
Figure 2 Population by ethnic background, in %



Source: Kosovo Agency of Statistics, Census 2011

Sources of livelihood

Figure 3 Population¹ by first main source of livelihood², in %

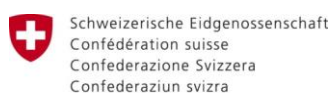
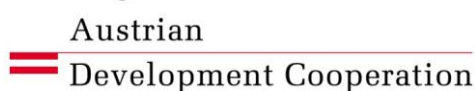


¹ Population 15 years and older

² The first main source of income from which all of a person's expenditure was financed during the last 12 months

Source: Kosovo Agency of Statistics, Census 2011

with funding from



Swiss Agency for Development and Cooperation SDC

co-financed by





1.3. Performance of the local business sector

The number of enterprises and employees are based on data from the Tax Administration of Kosovo (ATK). The database of ATK only includes enterprises that are paying taxes.

Business demography: businesses, employees, business entries and business exits

Table 2 Number of businesses and employees, business entries and business exits, 2013

	Shtime	Kosovo
Number of businesses ¹	422	46,032
Number of employees ²	1,251	189,623
Number of businesses per 1,000 economically active inhabitants ³	61	76
Number of business entries ⁴	54	6,253
Business entry rate ⁵	12.8	13.6
Number of business exits ⁶	95	2,987
Business exit rate ⁷	22.5	6.5

¹ Businesses registered with ATK; the sectors Public administration, defence and social security; Activities of households as employers; Activities of extraterritorial organisations; Private persons and businesses with missing sector information have been excluded.

² Annual average number of employees

³ Economically active inhabitants (=labour force): Working-age people (15-64 years) who are employed or registered as unemployed (job seekers); data from 2011

⁴ Business entries: New entries into the register of ATK

⁵ Business entry rate: Newly registered businesses as a percentage of total businesses registered with ATK


⁶ Business exits: Exits from the register of ATK

⁷ Business exit rate: Business exits as a percentage of total businesses registered with ATK

Source: Tax Administration of Kosovo (ATK), 2014; Kosovo Agency of Statistics, Census 2011

with funding from

 Austrian
Development Cooperation

 Schweizerische Eidgenossenschaft
Confédération suisse
Confederazione Svizzera
Confederaziun svizra

Swiss Agency for Development
and Cooperation SDC

co-financed by



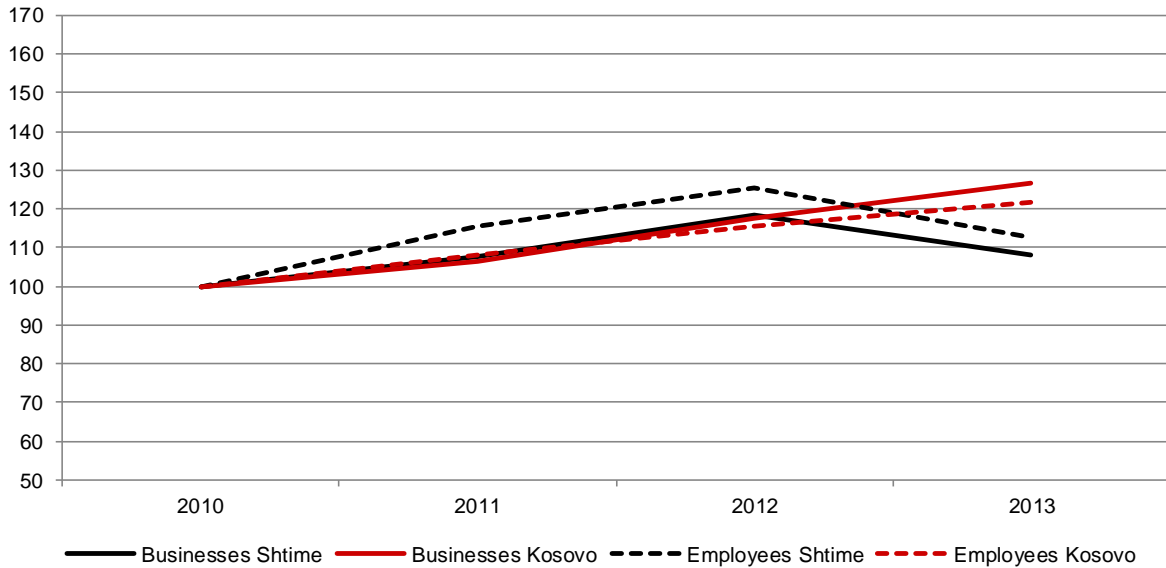
Ministry of Trade
and Industry



Development of businesses and employees

Figure 4 Development of the number of businesses and employees, 2010-2013

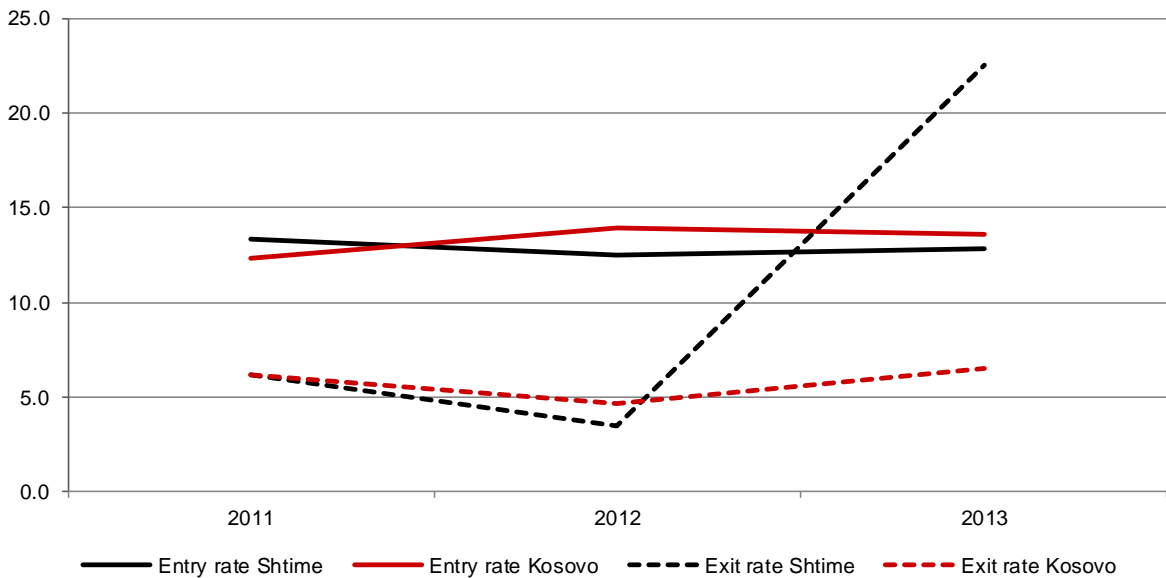
Index (2010=100)



Source: Tax Administration of Kosovo (ATK), 2014

Development of business entry and business exit rates

Figure 5 Development of business entry rates¹ and business exit rates², 2011-2013, in %



¹ Business entry rate: Newly registered businesses as a percentage of total businesses registered with ATK

² Business exit rate: Business exits as a percentage of total businesses registered with ATK

Source: Tax Administration of Kosovo (ATK), 2014

with funding from

Austrian
Development Cooperation



Schweizerische Eidgenossenschaft
Confédération suisse
Confederazione Svizzera
Confederaziun svizra

Swiss Agency for Development
and Cooperation SDC

co-financed by



Ministry of Trade
and Industry



Sectoral structure of the local economy

Table 3 Businesses and employees in businesses by sector of economic activity, 2013, in %

Sector of economic activity ¹	Shtime		Kosovo	
	% of enterprises	% of employees	% of enterprises	% of employees
Manufacturing ²	15.0	17.9	11.1	18.9
Energy and water supply ³	0.2	0.1	0.3	1.7
Construction	11.9	7.7	7.3	11.0
Wholesale and retail trade	45.9	57.1	43.6	33.0
Transport	5.3	4.1	5.8	5.6
Hotels and restaurants	7.0	4.6	7.7	5.5
Business services ⁴	5.3	3.1	10.4	13.4
Education	0.7	0.7	1.2	2.1
Human health	2.9	2.1	2.9	2.1
Personal services ⁵	5.6	2.6	9.7	6.7
Total ⁶	412	1,241	45,156	187,480

¹ According to NACE Rev. 2

² Manufacturing: includes mining and quarrying

³ Energy and water supply: electricity, gas, steam and air conditioning supply; water supply; sewerage, waste management and remediation activities


⁴ Business services: information and communication; financial and insurance activities; real estate activities; professional, scientific and technical activities; administrative and support service activities

⁵ Personal services: arts, entertainment and recreation; other service activities

⁶ Data refer to the non-agricultural business sector; the sectors agriculture, public administration, defence and social security; activities of households as employers; activities of extraterritorial organisations; private persons and businesses with missing sector information have been excluded.

Source: Tax Administration of Kosovo (ATK), 2014

with funding from

 Austrian
Development Cooperation



Schweizerische Eidgenossenschaft
Confédération suisse
Confederazione Svizzera
Confederaziun svizra

Swiss Agency for Development
and Cooperation SDC

co-financed by



Ministry of Trade
and Industry



Size of businesses

Table 4 Businesses and employees in businesses by enterprise size, 2013, in %

Enterprise size	Shtime		Kosovo	
	% of businesses	% of employees	% of businesses	% of employees
OPE ¹	54.3	18.3	56.3	13.7
2 to 4 employees	34.4	29.7	30.5	19.3
5 to 9 employees	6.9	15.0	8.2	12.5
10 to 49 employees	4.3	23.6	4.2	18.7
50 and more employees	c	13.3	0.8	35.7
Total	422	1,251	46,032	189,623

¹ OPE: One-Person-Enterprise: Businesses with less than 2 persons employed

c...Existing data, but confidential treatment for data protection reasons (absolute number of cases is less than 5)

Source: Tax Administration of Kosovo (ATK), 2014

Legal form of businesses


Table 5 Legal forms of businesses, 2013, in %


Legal form	Shtime	Kosovo
Individual business (B.I.)	91.7	85.2
Limited liability company (SH.P.K).	7.8	11.4
General partnership (O.P.)	c	1.2
Non-governmental Organisation (OJK)	-	1.1
Foreign company	-	0.5
Joint Stock Company (SH.A.)	-	0.3
Other	-	0.3
Total	422	46,032

c...Existing data, but confidential treatment for data protection reasons (absolute number of cases is less than 5)

Source: Tax Administration of Kosovo (ATK), 2014

with funding from

 **Austrian**
Development Cooperation

 Schweizerische Eidgenossenschaft
Confédération suisse
Confederazione Svizzera
Confederaziun svizra

Swiss Agency for Development
and Cooperation SDC

co-financed by



Ministry of Trade
and Industry



1.4. Local business environment

1.4.1. Municipal taxes and fees related to businesses¹

Immovable property tax

Table 6 Immovable property tax¹

	Existence (X for yes)	Details
Annual property tax	X	See table 7
Property transfer tax ²	-	-

¹ According to the Law on local government finance (No. 03/L-049), Art. 9 "Immovable Property Tax", p.7

² Municipal tax on real estate transaction

Source: Municipality of Shtime, 2014

Table 7 Property tax¹: Property values by categories and value zones, in €/m², and tax rates, in %

Property categories	Zone I	Zone II	Zone III	Zone IV	Zone V	Tax rates in %
Residential property (primary residence)	320	250	200	150	100	0.15
Residential property	320	250	200	150	100	0.15
Commercial property	500	300	250	200	110	0.18
Industrial property	300	230	150	100	80	0.15
Agricultural property	70	60	40	20	20	0.15
Garages	150	100	70	50	50	-
Abandoned property	-	-	-	-	-	0.15
Unfinished property	128	100	80	60	40	0.15
Pools	103	103	103	103	103	-
Indoor sports fields	90	90	90	90	90	-

¹ According to the Law on local government finance (No. 03/L-049), Art. 9 "Immovable Property Tax", p.7

Source: Municipality of Shtime, 2014

¹ According to the Law on local government finance (No. 03/L-049), chapter II "Municipal Taxes and Fees", p.7-11

with funding from



Business license fees

Table 8 Business license fees¹

	Existence (X for yes)	Details
Annual business license fee ²	-	-
Annual professional business license fee ³	-	-

¹ According to the Law on local government finance (No. 03/L-049), Art. 10 and Art. 11, p.7-9

² Business activity: retail sales, food processing, handicraft, hotel and restaurant services, banking activities and financial services, insurance, and other business activities

³ Business activity: professional services, accountants, lawyers, doctors, dentists and other professions

Source: Municipality of Shtime, 2014

Permit fees for construction and demolition of buildings and other structures

Table 9 Permit fees for construction and demolition of buildings and other structures¹

	Existence (X for yes)	Details
Construction permit fee ²	X	€ 1.5/m ² € 113.09 density tax per capita

¹ According to the Law on local government finance (No. 03/L-049), Art. 14, p.10

² Same formula for all municipalities: (Administrative costs of issuing permits / Number of permits issued in previous year) x Surface (square meters) of construction

Source: Municipality of Shtime, 2014

with funding from



co-financed by





Municipal administrative fees

Table 10 Municipal administrative fees¹

Inspection and supervisory fees, such as...	Existence (X for yes)	Details
...construction and demolition of buildings and other structures	X	-
...sanitary and hygienic inspection ²	X	€ 10
...agriculture inspection	-	-

¹ According to the Law on local government finance (No. 03/L-049), Art. 13, p.10

² Inspection of sanitary conditions, safety of the premise etc.

Source: Municipality of Shtime, 2014

Other municipal fees

Table 11 Other municipal fees¹

	Existence (X for yes)	Details
Change of land use	X	Class 1-4: € 1/m ² Class 5-6: € 0.75/m ² Class 7-8: € 0.50/m ²

¹ According to the Law on local government finance (No. 03/L-049), Art. 15, p.10

Source: Municipality of Shtime, 2014

with funding from



co-financed by





1.4.2. Supply of human resources

Employment and unemployment

Table 12 Employment and unemployment

	Shtime	Kosovo
Working-age population (15-64 years)	17,145	1,135,463
Total labour force ¹	6,915	508,100
Participation rate in % ²	40.3	44.7
Number of employed persons ³	3,239	280,454
Employment rate in % ⁴	18.9	24.7
Number of unemployed persons ⁵	3,676	227,646
Unemployment rate in % ⁶	53.2	44.8

¹ Labour force: The number of working-age people (15-64 years) who are economically active. The economically active consist of the employed and the registered unemployed (job seekers).

² Participation rate: Proportion of the working-age population (15-64 years) that is economically active

³ Employed person: Person who works in a job where an explicit or implicit contract of employment exists and gives the person a basic remuneration or person that performs seasonal, agricultural or other temporary work from which this person derives a source of livelihood, in cash or in kind, regardless of being socially insured.

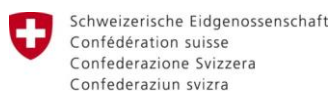
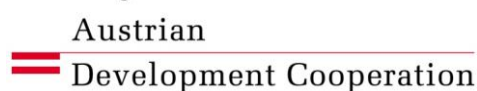
⁴ Employment rate: Proportion of the working-age population (15-64 years) that is employed

⁵ Unemployed person: Someone not currently working (neither in paid employment nor in self-employment), but currently available for work and actively looking for any kind of paid work.

⁶ Unemployment rate: Proportion of the labour force that is unemployed

Source: Kosovo Agency of Statistics, Census 2011

with funding from



Swiss Agency for Development and Cooperation SDC

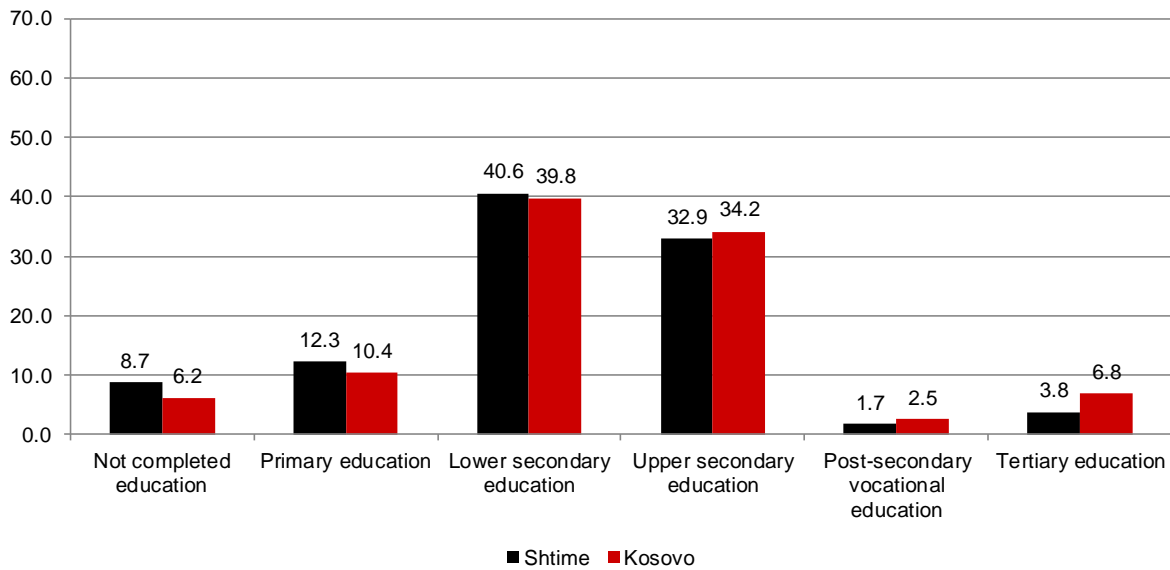
co-financed by





Educational attainment of the population

Figure 6 Population¹ by completed educational level², in %



¹ Population 15 years and older

² Primary education: 5 years, age 6-11; lower secondary education: 4 years, age 12-15; upper secondary education, gymnasium, vocational school: 3-4 years, age 15-19; post-secondary vocational education: high level of post-secondary education, professional studies from 6 months up to 2 years, age 19-24; tertiary education: bachelor, master, PhD-studies, age 19-26

Source: Kosovo Agency of Statistics, Census 2011


Secondary education

Table 13 Secondary schools: number and students

	Shtime	Kosovo	Share of Shtime in Kosovo in %
Number of secondary schools	2	95	2.1
Number of students in secondary schools	1,704	99,578	1.7

Source: Number of secondary schools: Ministry of Education, Science and Technology (MEST), 2014; Number of students in secondary schools: Kosovo Agency of Statistics, Education Statistics 2014

with funding from

 Austrian
Development Cooperation



Schweizerische Eidgenossenschaft
Confédération suisse
Confederazione Svizzera
Confederaziun svizra

Swiss Agency for Development
and Cooperation SDC

co-financed by





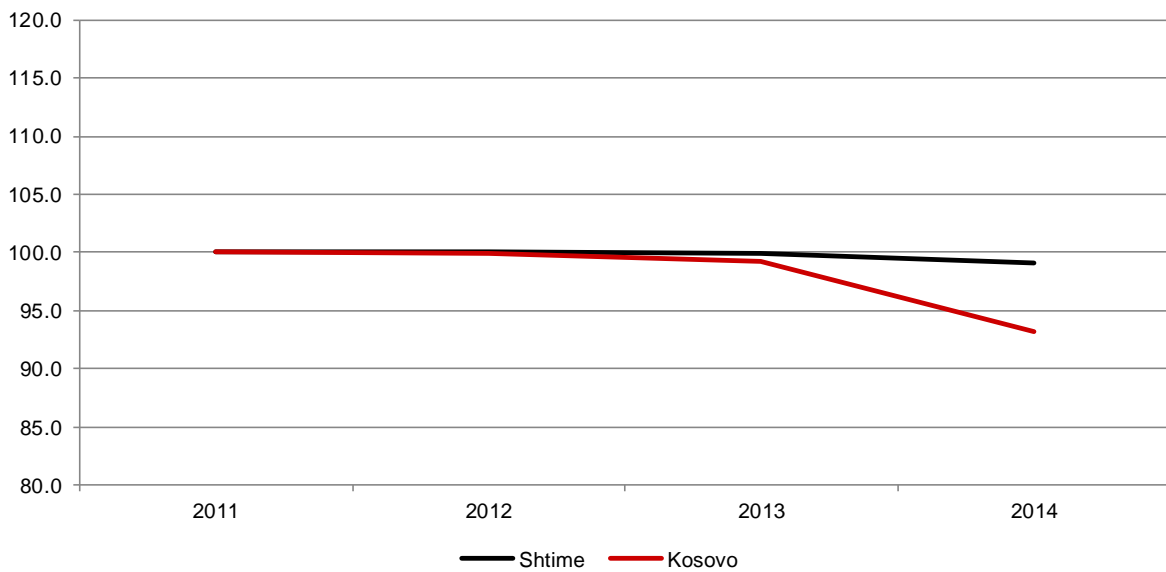
Table 14 Types and areas of education of secondary schools

Type of secondary school	Number of schools	Existence (X for Yes)	Area of education
Gymnasium	1	X	-
Vocational school	1	-	Chemistry, non-metals and graphics
		-	Culture, art and public information
		-	Economy and law
		X	Electrical engineering
		-	Forestry and wood processing
		-	Geodesy and construction
		-	Health and social protection
		X	Machinery and metal processing
		-	Textile and leather
		-	Trade, hospitality and tourism
		-	Mining, metallurgy and geology
		-	Natural sciences - mathematics
		X	Traffic

Source: Ministry of Education, Science and Technology (MEST), 2014; own research by KOSME, 2014

Figure 7 Development of the number of students in secondary schools, 2011-2014

Index (2011=100)



Source: Kosovo Agency of Statistics, Education Statistics 2011-2014

with funding from

co-financed by



Tertiary education

There are no tertiary education institutions in Shtime (2014).

Adult education

Table 15 Existence of vocational training services for adults

Fields / areas	Kind of vocational training for adults
ICT (information and communication technology)	n/a
Business and management	n/a
Engineering and technology	n/a
Construction (e.g. house-painter, bricklayer, plumber...)	n/a
Languages	n/a
Personality development and communication skills	n/a

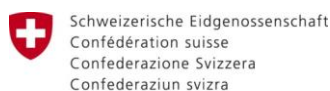
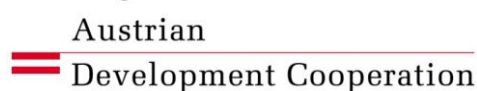
Note: Vocational training for adults comprises all public and private vocational learning and training for adults after leaving initial education and training (initial education and training = formal education system, usually before entering working life). It includes work- and career-oriented learning (obtaining new qualifications, up-skilling or re-skilling for employment) but also learning for personal development.

The list of vocational training services is not exhaustive, since not all approached training providers presented information on their training courses.

n/a...There is no information on training opportunities in this field

Source: Municipality; Ministry of Education, Science and Technology (MEST), 2014

with funding from



Swiss Agency for Development and Cooperation SDC

co-financed by





1.4.3. Infrastructure, business support services and events

Traffic infrastructure

Travel distance in km from the centre of the municipality to the next highway or upper-level road:
1 km (Source: Municipality; Google Maps, 2014)

Existence of business support services

Table 16 Availability of business support services

Business support services	Availability in Shtime		Availability in Kosovo		Share of Shtime in Kosovo in %
	Absolute	Per 100 enterprises*	Absolute	Per 100 enterprises*	
Business registration centre ¹	1	-	30	-	-
Banks (including branches) ²	3	0.7	243	0.5	1.2
Lawyers ³	2	0.5	852	1.9	0.2
Business consultancies ³	1	0.2	383	0.8	0.3
Tax consultancies ³	6	1.4	636	1.4	0.9

Note: Lawyers, business consultancies and tax consultancies according to NACE Rev. 2

* Shtime: 422 enterprises; Kosovo: 46,032 enterprises

Source: ¹ Ministry of Trade and Industry (MTI), 2014; ² Banks operating in Kosovo, 2014; ³ Tax Administration of Kosovo (ATK), 2014

with funding from

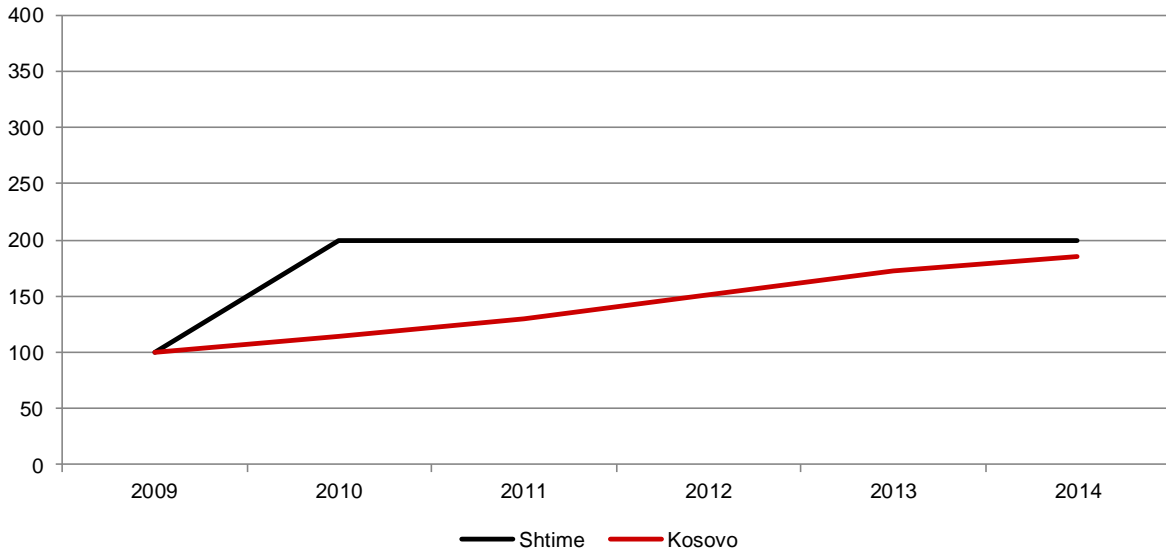
co-financed by



Development of lawyers, business consultancies and tax consultancies

Figure 8 Development of the number of lawyers, 2009-2014

Index (2009=100)

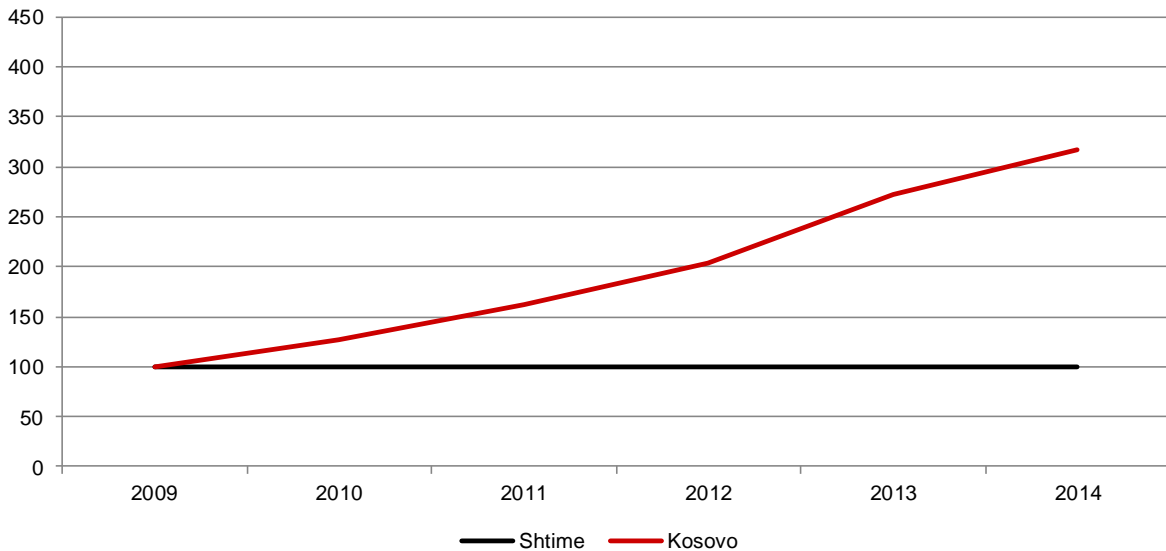


Note: Lawyers according to NACE Rev. 2

Source: Tax Administration of Kosovo (ATK), 2009 – 2014

Figure 9 Development of the number of business consultancies, 2009-2014

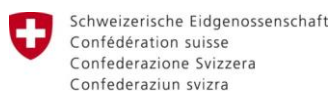
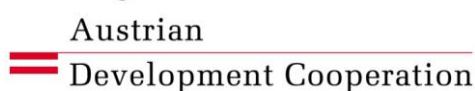
Index (2009=100)



Note: Business consultancies according to NACE Rev. 2

Source: Tax Administration of Kosovo (ATK), 2009 – 2014

with funding from



Swiss Agency for Development and Cooperation SDC

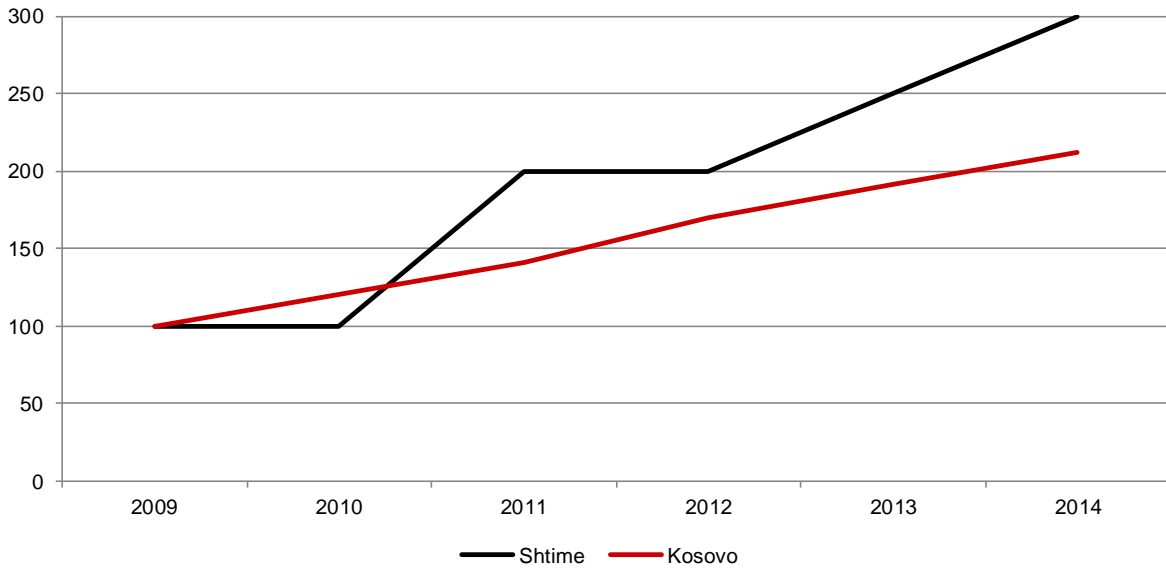
co-financed by





Figure 10 Development of the number of tax consultancies, 2009-2014

Index (2009=100)



Note: Tax consultancies according to NACE Rev. 2

Source: Tax Administration of Kosovo (ATK), 2009 - 2014

Existence of chambers

Table 17 Availability of chambers

	Name of chamber
Shtime	There is no chamber in the municipality
District of Ferizaj	<ul style="list-style-type: none"> • Kosovo Chamber of Commerce (KCC) • Business Alliance of Kosovo (AKB, Aleanca Kosovare e Bizneseve)

Source: Ministry of Public Administration, 2014

with funding from

co-financed by



Existence of business incubators, economic zones and technology parks

Table 18 Existence of business incubators, economic zones, technology parks

Business incubator, economic zone, technology park	Details
Technology Park Shtime	The Technology Park Shtime is located at the 2 nd km of the highway Shtime –Ferizaj (M-25.3). It has a total land area of 10.7 ha. The technology park plans to accommodate 15 SMEs in the field of manufacturing, employing around 600 people. For both local and foreign investors there are several incentives such as construction permits free of cost, reliefs on municipality taxes on business, etc.

Source: Ministry of Trade and Industry (MTI), 2014; Business incubators, economic zones and technology parks in Kosovo, 2014

Existence of financial support for businesses

Existence and number of e.g. grants and micro finance on municipal level

Table 19 Availability and range of financial support

Grants / microfinance	Details
Kosinvest World Vision	Loans for solidarity groups, individual businesses and agricultural purposes
KEP	Loans for solidarity groups, villages, agricultural and individual purposes
Finca	Loans for villages (in groups), individuals, improvement/renovation of household conditions, and rural loans

Source: Websites of micro finance institutions, 2014

Existence of B2B events and trade fairs

There is no information on any B2B events and fairs in Shtime (Source: Kosovo Chamber of Commerce, KIESA - Kosovo Investment and Enterprise Support Agency, 2014).

with funding from



co-financed by





1.4.4. Municipal administration

Municipal budget

Table 20 Municipal budget

Budget	Budget of Shtime in € (2014)			Total budget of all municipalities of Kosovo in € (2014)		
	Absolute	Per capita	Change of budget 2012-2014 in %	Absolute	Per capita	Change of budget 2012-2014 in %
Public services, civil protection, emergency	56,047	2.1	+1.8	61,349,364	33.7	+12.0
Total budget	5,360,257	196.2	+13.7	389,518,818	214.0	+5.9
Share of public services, civil protection, emergency in total budget	1.0	-	-0.1	15.8	-	+0.9

Note: Public services, civil protection, emergency include road infrastructure, public infrastructure, fire prevention and inspections, management of natural disasters and water management

Source: Ministry of Finance; Assembly of Republic of Kosovo, 2014

Transparency on municipal taxes and fees

Access to written information on municipal taxes and fees e.g. on municipal websites and in municipalities itself (written documents)

Table 21 Transparency on municipal taxes and fees

Availability of written information (documents)	Yes	No
Available on the municipality website	X	-
Publicly available at the municipality building (e.g. brochure at the entrance)	-	X
Available only upon request	-	X
Not available at all	-	X

Source: Municipality, 2014

with funding from



co-financed by



Opening hours of local authorities


08:00-16:00

Source: Municipality, 2014

Municipality website

<https://kk.rks-gov.net/shtime/>

with funding from

 Austrian
Development Cooperation



Schweizerische Eidgenossenschaft
Confédération suisse
Confederazione Svizzera
Confederaziun svizra

Swiss Agency for Development
and Cooperation SDC

co-financed by



Ministry of Trade
and Industry