



Municipality fact sheet for Ranillug / Ranilug

1.1. Overview

Population
<ul style="list-style-type: none"> Population density of 50 inhabitants/km² is considerably below the Kosovar average (159) Age of population: share of people aged 40+ is higher than for Kosovo in total Ethnic distribution: 95.5 % are Serbs Work as main source of livelihood (20.3 %) is less pronounced (Kosovo: 28.9 %); pensions, other transfers and other sources play a major role as compared to Kosovo as a whole, remittances from abroad are nearly non-existing
Performance of the local business sector
<ul style="list-style-type: none"> No reliable information available
Municipal taxes and fees related to businesses
<ul style="list-style-type: none"> Immovable property tax Annual business license fees, annual professional business license fees Fees for the change of land use
Supply of human resources
<ul style="list-style-type: none"> The participation rate (46.1 %) is above the Kosovar average (44.7 %) The employment rate (19.1 %) is below the Kosovar average (24.7 %) The unemployment rate (58.6 %) is among the highest in Kosovo (44.8 %) The educational attainment of the population is very diverse - upper secondary and post-secondary education is overly represented, but also primary education No tertiary education institutions
Infrastructure, business support services and events
<ul style="list-style-type: none"> Availability of banks No business registration centre, no reliable information on lawyers, business consultancies and tax consultancies; no chambers No business incubators, economic zones and technology parks No financial support for businesses
Municipal administration
<ul style="list-style-type: none"> Municipal budget: share of public services, civil protection and emergency in total budget (5.7 %) is below the Kosovar average (15.8 %) Information on municipal taxes and fees available only upon request

with funding from

co-financed by



1.2. Population

Area and population

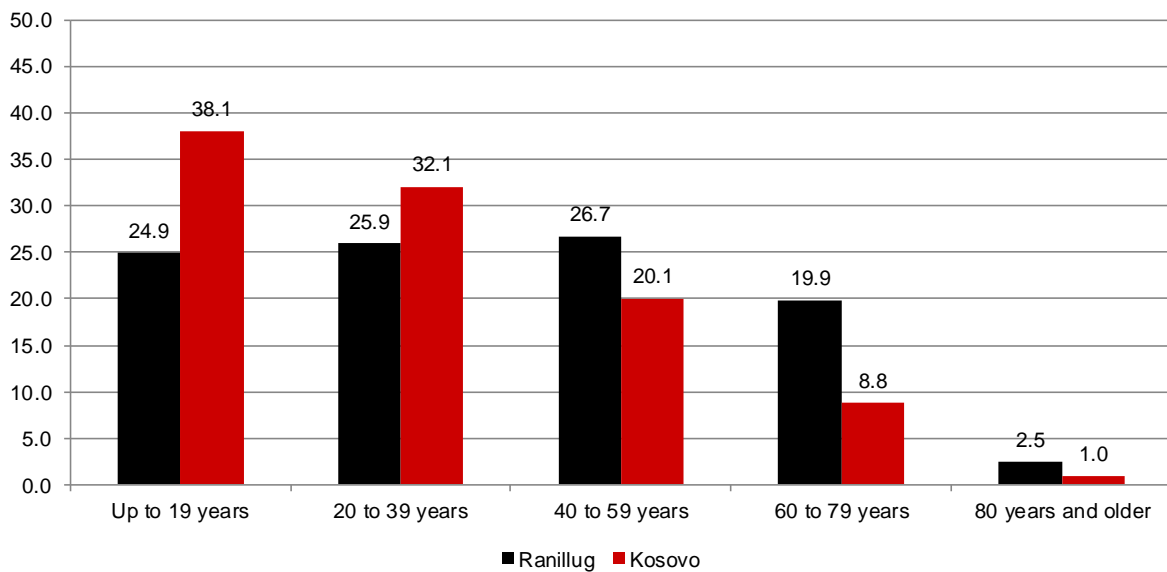
Table 1 Area, population and population density

	Ranillug	Kosovo	Share of Ranillug in Kosovo in %
Area in km ²	78	11,187	0.7
Total population	3,866	1,819,785	0.2
Population density (inhabitants per km ²)	50	159	-

Source: Kosovo Agency of Statistics, Census 2011


Age of the population

Figure 1 Population by age groups, in %



Source: Kosovo Agency of Statistics, Census 2011

with funding from

 **Austrian**
Development Cooperation



Schweizerische Eidgenossenschaft
Confédération suisse
Confederazione Svizzera
Confederaziun svizra

Swiss Agency for Development
and Cooperation SDC

co-financed by

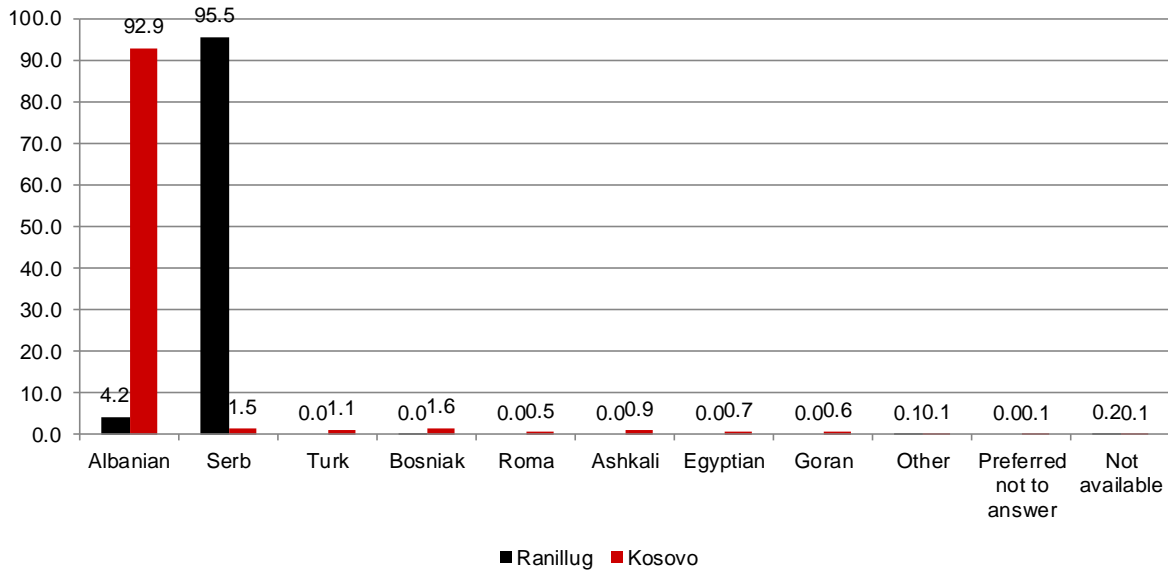


Ministry of Trade
and Industry



Ethnic distribution

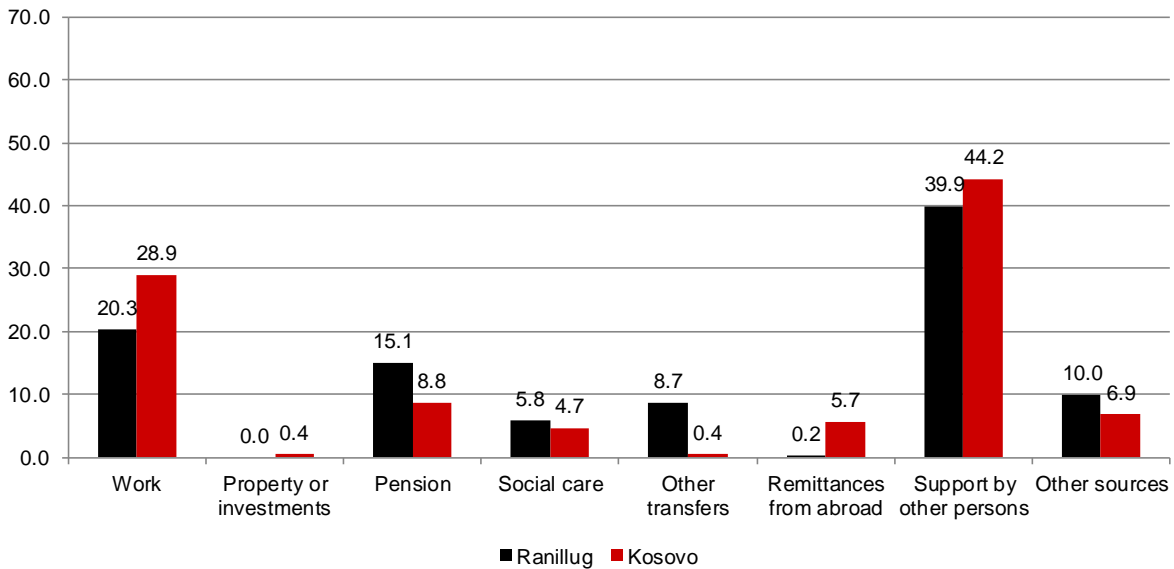
Figure 2 Population by ethnic background, in %



Source: Kosovo Agency of Statistics, Census 2011

Sources of livelihood

Figure 3 Population¹ by first main source of livelihood², in %

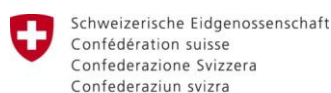
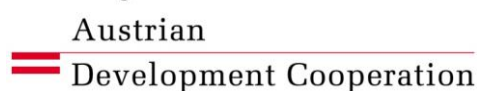


¹ Population 15 years and older

² The first main source of income from which all of a person's expenditure was financed during the last 12 months

Source: Kosovo Agency of Statistics, Census 2011

with funding from



Swiss Agency for Development and Cooperation SDC

co-financed by





1.3. Performance of the local business sector

There is no reliable information on the number of businesses and employees, business entries and exits, the development of SMEs as well as businesses by sector, size and legal form.

The database of the Tax Administration of Kosovo (ATK), which includes enterprises that are paying taxes, does not comprise a sufficient number of businesses from this municipality to allow non-biased statements.

According to the OSCE Municipal Profile of Ranillug (2013), the economy is mainly based on dairy (milk and cheese) production and small trade businesses.

1.4. Local business environment

1.4.1. Municipal taxes and fees related to businesses¹

Immovable property tax

Table 2 Immovable property tax¹

	Existence (X for yes)	Details
Annual property tax	X	See table 3
Property transfer tax ²	-	-

¹ According to the Law on local government finance (No. 03/L-049), Art. 9 “Immovable Property Tax”, p.7

² Municipal tax on real estate transaction

Source: Municipality of Ranillug, 2014

¹ According to the Law on local government finance (No. 03/L-049), chapter II “Municipal Taxes and Fees”, p.7-11

with funding from

co-financed by



Table 3 Property tax¹: Property values by categories and value zones, in €/m², and tax rates, in %

Property categories	Zone I	Zone II	Zone III	Zone IV	Tax rates in %
Residential (apartment)	400	300	250	250	0.15
Residential (housing)	250	200	150	80	0.15
Industrial	250	250	200	-	0.18
Commercial	500	400	300	100	0.16
Agricultural	80	80	80	-	0.15
Abandoned	80	80	80	-	0.15
Uninhabited	100	80	60	32	0.15
Swimming pools	250	200	175	150	0.18
Sports	110	100	90	80	0.18

¹ According to the Law on local government finance (No. 03/L-049), Art. 9 “Immovable Property Tax”, p.7

Source: Municipality of Ranillug, 2014

Business license fees

Table 4 Business license fees¹

	Existence (X for yes)	Details
Annual business license fee ²	X	Over 50 fees depending on the business activity, ranging from € 50 to € 400
Annual professional business license fee ³	X	7 different fees depending on the type of profession, ranging from € 100 to € 500

¹ According to the Law on local government finance (No. 03/L-049), Art. 10 and Art. 11, p.7-9

² Business activity: retail sales, food processing, handicraft, hotel and restaurant services, banking activities and financial services, insurance, and other business activities

³ Business activity: professional services, accountants, lawyers, doctors, dentists and other professions

Source: Municipality of Ranillug, 2014

with funding from

 **Austrian**
Development Cooperation



Schweizerische Eidgenossenschaft
Confédération suisse
Confederazione Svizzera
Confederaziun svizra

Swiss Agency for Development
and Cooperation SDC

co-financed by



Ministry of Trade
and Industry



Permit fees for construction and demolition of buildings and other structures

Table 5 Permit fees for construction and demolition of buildings and other structures¹

	Existence (X for yes)	Details
Construction permit fee ²	-	-

¹ According to the Law on local government finance (No. 03/L-049), Art. 14, p.10

² Same formula for all municipalities: (Administrative costs of issuing permits / Number of permits issued in previous year) x Surface (square meters) of construction

Source: Municipality of Ranillug, 2014

Municipal administrative fees

Table 6 Municipal administrative fees¹

Inspection and supervisory fees, such as...	Existence (X for yes)	Details
...construction and demolition of buildings and other structures	-	-
...sanitary and hygienic inspection ²	-	-
...agriculture inspection	-	-

¹ According to the Law on local government finance (No. 03/L-049), Art. 13, p.10

² Inspection of sanitary conditions, safety of the premise etc.

Source: Municipality of Ranillug, 2014

Other municipal fees

Table 7 Other municipal fees¹

	Existence (X for yes)	Details
Change of land use	X	Class I-II: € 40/ha Class III-IV: €30/ha Class V-VI: €20/ha"

¹ According to the Law on local government finance (No. 03/L-049), Art. 15, p.10

Source: Municipality of Ranillug, 2014

with funding from

co-financed by



1.4.2. Supply of human resources

Employment and unemployment

Table 8 Employment and unemployment

	Ranillug	Kosovo
Working-age population (15-64 years)	2,539	1,135,463
Total labour force ¹	1,171	508,100
Participation rate in % ²	46.1	44.7
Number of employed persons ³	485	280,454
Employment rate in % ⁴	19.1	24.7
Number of unemployed persons ⁵	686	227,646
Unemployment rate in % ⁶	58.6	44.8

¹ Labour force: The number of working-age people (15-64 years) who are economically active. The economically active consist of the employed and the registered unemployed (job seekers).

² Participation rate: Proportion of the working-age population (15-64 years) that is economically active

³ Employed person: Person who works in a job where an explicit or implicit contract of employment exists and gives the person a basic remuneration or person that performs seasonal, agricultural or other temporary work from which this person derives a source of livelihood, in cash or in kind, regardless of being socially insured.


⁴ Employment rate: Proportion of the working-age population (15-64 years) that is employed

⁵ Unemployed person: Someone not currently working (neither in paid employment nor in self-employment), but currently available for work and actively looking for any kind of paid work.

⁶ Unemployment rate: Proportion of the labour force that is unemployed

Source: Kosovo Agency of Statistics, Census 2011

with funding from

 **Austrian**
Development Cooperation



Schweizerische Eidgenossenschaft
Confédération suisse
Confederazione Svizzera
Confederaziun svizra

**Swiss Agency for Development
and Cooperation SDC**

co-financed by

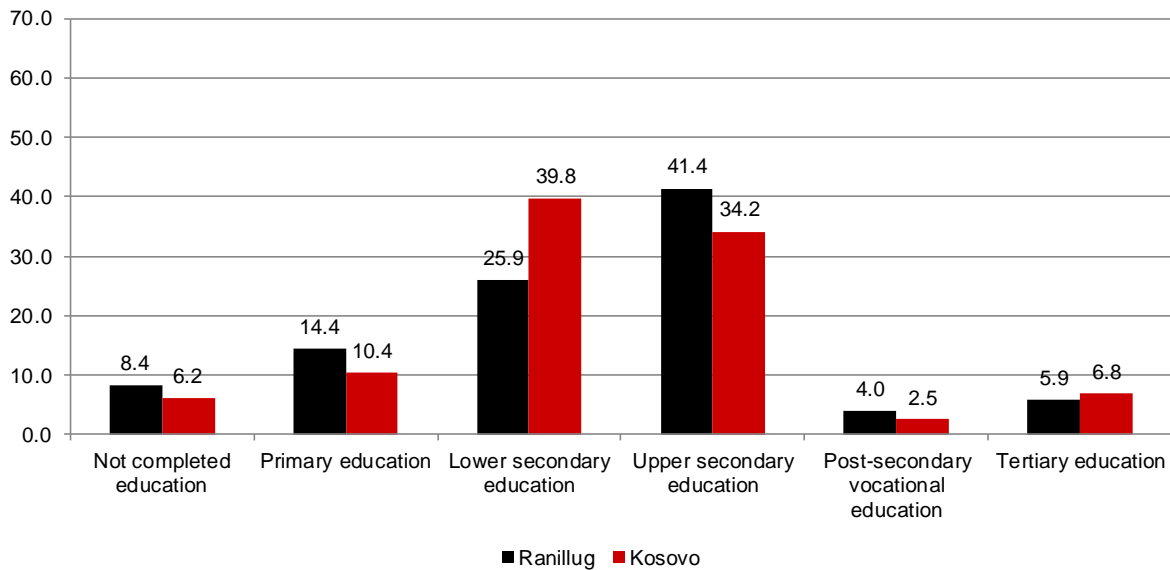


Ministry of Trade
and Industry



Educational attainment of the population

Figure 4 Population¹ by completed educational level², in %



¹ Population 15 years and older

² Primary education: 5 years, age 6-11; lower secondary education: 4 years, age 12-15; upper secondary education, gymnasium, vocational school: 3-4 years, age 15-19; post-secondary vocational education: high level of post-secondary education, professional studies from 6 months up to 2 years, age 19-24; tertiary education: bachelor, master, PhD-studies, age 19-26

Source: Kosovo Agency of Statistics, Census 2011

Secondary education

Table 9 Secondary schools: number and students

	Ranillug	Kosovo	Share of Ranillug in Kosovo in %
Number of secondary schools	n/a	95	-
Number of students in secondary schools	203*	99,578	0.2*

n/a...(Reliable) information not available; according to the OSCE Municipal Profile of Ranillug (2013), there are two secondary schools

* Data only available for 2013

Source: Number of secondary schools: Ministry of Education, Science and Technology (MEST), 2014; Number of students in secondary schools: Kosovo Agency of Statistics, Education Statistics 2013

with funding from

co-financed by



Table 10 Types and areas of education of secondary schools

Type of secondary school	Number of schools	Existence (X for Yes)	Area of education
Gymnasium	n/a	-	-
Vocational school	n/a	-	Chemistry, non-metals and graphics
		-	Culture, art and public information
		-	Economy and law
		-	Electrical engineering
		-	Forestry and wood processing
		-	Geodesy and construction
		-	Health and social protection
		-	Machinery and metal processing
		-	Textile and leather
		-	Trade, hospitality and tourism
		-	Mining, metallurgy and geology
		-	Natural sciences - mathematics
-	Traffic		

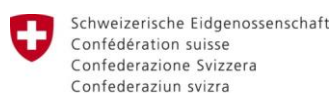
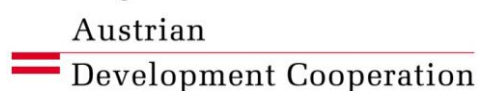
n/a...(Reliable) information not available; according to the OSCE Municipal Profile of Ranillug (2013), there are two secondary schools

Source: Ministry of Education, Science and Technology (MEST), 2014; own research by KOSME, 2014

Tertiary education

There are no tertiary education institutions in Ranillug (2014).

with funding from



Swiss Agency for Development and Cooperation SDC

co-financed by





Adult education

Table 11 Existence of vocational training services for adults

Fields / areas	Kind of vocational training for adults
ICT (information and communication technology)	n/a
Business and management	n/a
Engineering and technology	n/a
Construction (e.g. house-painter, bricklayer, plumber...)	n/a
Languages	n/a
Personality development and communication skills	n/a

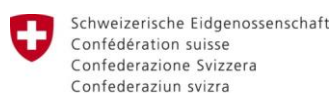
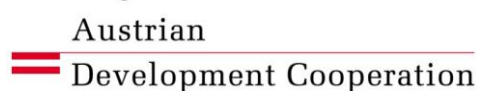
Note: Vocational training for adults comprises all public and private vocational learning and training for adults after leaving initial education and training (initial education and training = formal education system, usually before entering working life). It includes work- and career-oriented learning (obtaining new qualifications, up-skilling or re-skilling for employment) but also learning for personal development.

The list of vocational training services is not exhaustive, since not all approached training providers presented information on their training courses.

n/a...There is no information on training opportunities in this field

Source: Municipality; Ministry of Education, Science and Technology (MEST), 2014

with funding from



Swiss Agency for Development and Cooperation SDC

co-financed by





1.4.3. Infrastructure, business support services and events

Traffic infrastructure

Travel distance in km from the centre of the municipality to the next highway or upper-level road:
0.6 km (Source: Municipality; Google Maps, 2014)

Existence of business support services

Table 12 Availability of business support services

Business support services	Availability in Ranillug		Availability in Kosovo		Share of Ranillug in Kosovo in %
	Absolute	Per 100 enterprises*	Absolute	Per 100 enterprises*	
Business registration centre ¹	0	-	30	-	-
Banks (including branches) ²	3	n/a	243	0.5	1.2
Lawyers ³	n/a	-	852	1.9	-
Business consultancies ³	n/a	-	383	0.8	-
Tax consultancies ³	n/a	-	636	1.4	-

Note: Lawyers, business consultancies and tax consultancies according to NACE Rev. 2

* Ranillug: Number of businesses not available; Kosovo: 46,032 enterprises

n/a...(Reliable) information not available

Source: ¹ Ministry of Trade and Industry (MTI), 2014; ² Banks operating in Kosovo, 2014; ³ Tax Administration of Kosovo (ATK), 2014

with funding from



co-financed by





Existence of chambers

Table 13 Availability of chambers

	Name of chamber
Ranillug	There is no chamber in the municipality
District of Gjilan	<ul style="list-style-type: none"> • Kosovo Chamber of Commerce (KCC) • Business Alliance of Kosovo (AKB, Aleanca Kosovare e Bizneseve)

Source: Ministry of Public Administration, 2014

Existence of business incubators, economic zones and technology parks

There are no business incubators, economic zones or technology parks in Ranillug (Source: Ministry of Trade and Industry - MTI, 2014).

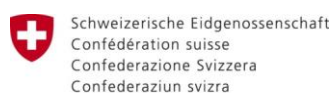
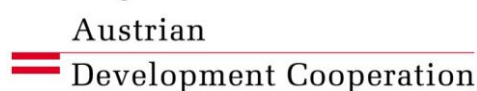
Existence of financial support for businesses

There is no financial support e.g. grants and micro finance on municipal level (2014).

Existence of B2B events and trade fairs

There is no information on any B2B events and fairs in Ranillug (Source: Kosovo Chamber of Commerce, KIESA - Kosovo Investment and Enterprise Support Agency, 2014).

with funding from



Swiss Agency for Development and Cooperation SDC

co-financed by





1.4.4. Municipal administration

Municipal budget

Table 14 Municipal budget

Budget	Budget of Ranillug in € (2014)			Total budget of all municipalities of Kosovo in € (2014)		
	Absolute	Per capita	Change of budget 2012-2014 in %	Absolute	Per capita	Change of budget 2012-2014 in %
Public services, civil protection, emergency	65,514	16.9	+4.3	61,349,364	33.7	+12.0
Total budget	1,142,061	295.4	+4.7	389,518,818	214.0	+5.9
Share of public services, civil protection, emergency in total budget	5.7	-	±0.0	15.8	-	+0.9

Note: Public services, civil protection, emergency include road infrastructure, public infrastructure, fire prevention and inspections, management of natural disasters and water management

Source: Ministry of Finance; Assembly of Republic of Kosovo, 2014

Transparency on municipal taxes and fees

Access to written information on municipal taxes and fees e.g. on municipal websites and in municipalities itself (written documents)

Table 15 Transparency on municipal taxes and fees

Availability of written information (documents)	Yes	No
Available on the municipality website	-	X
Publicly available at the municipality building (e.g. brochure at the entrance)	-	X
Available only upon request	X	-
Not available at all	-	-

Source: Municipality, 2014

with funding from



co-financed by



KOSME
Kosovo SME Promotion Programme

Provision of Capacity Development to Ministry of Trade and Industry
Financed by Austrian Development Cooperation and Swiss Development Cooperation
Co-financed by Ministry of Trade and Industry, Republic of Kosovo
Implemented by ECIKS/KMU Forschung Austria

Opening hours of local authorities


08:00-16:00

Source: Municipality, 2014

Municipality website

<https://kk.rks-gov.net/ranillug/>

with funding from

 **Austrian**
Development Cooperation



Schweizerische Eidgenossenschaft
Confédération suisse
Confederazione Svizzera
Confederaziun svizra

**Swiss Agency for Development
and Cooperation SDC**

co-financed by



Ministry of Trade
and Industry