



Municipality fact sheet for Prishtina / Priština

1.1. Overview

Population
<ul style="list-style-type: none"> Population density of 348 inhabitants/km² is considerably higher than the Kosovar average (159) Work as main source of livelihood (38.0 %) is more pronounced as compared to Kosovar average (28.9 %); remittances from abroad and other sources are less important
Performance of the local business sector
<ul style="list-style-type: none"> 116 businesses per 1,000 economically active inhabitants marks the highest value in Kosovo (average: 76) The development of businesses has been in line with the positive Kosovar development – it was above average in 2012 and 2013; the development of employees was a little less dynamic but also positive and in line with the Kosovar development As in the past years, the business entry rate (16.6 %) is above the Kosovar value (13.6 %) also in 2013 In contrast to 2011 and 2012, the business exit rate (6.2 %) is below average (6.5 %) in 2013 Sectoral structure of the local economy: trade, business services, personal services, hotels and restaurants, manufacturing and construction are important; business and personal services are overrepresented as compared to the Kosovar average Size of businesses: 54.2 % of the employees are working in businesses with 50 and more employees Legal form of businesses: 67.8 % are individual businesses (Kosovo: 85.2 %); the share of limited liability companies (24.2 %) is relatively high (Kosovo: 11.4 %)
Municipal taxes and fees related to businesses
<ul style="list-style-type: none"> Immovable property tax Annual business license fees, annual professional business license fees Permit fees for construction and demolition of buildings and other structures Inspection and supervisory fees Fees for the change of land use
Supply of human resources
<ul style="list-style-type: none"> The participation rate (56.3 %) is among the highest in Kosovo (average: 44.7 %) The employment rate (40.7 %) is the highest in Kosovo (average: 24.7 %) The unemployment rate (27.7 %) is considerably lower than for Kosovo in total (44.8 %) Educational attainment of the population: High share of people with upper secondary (42.5 % vs. Kosovo: 23.2 %) and tertiary education (17.7 % vs. Kosovo 6.8 %); the latter is even the highest share in Kosovo Tertiary education: 1 public university, 20 private colleges, 1 Faculty of Islamic Studies Adult education in ICT, business management, engineering and technology, construction
Infrastructure, business support services and events
<ul style="list-style-type: none"> Availability of business registration centre, banks, lawyers, business consultancies and tax consultancies Existence of chambers Innovation Centre Kosovo (ICK), Management Development Associates (MDA) Foundation Existence of financial support for businesses Existence of B2B events and trade fairs
Municipal administration
<ul style="list-style-type: none"> Municipal budget: share of public services, civil protection and emergency in total budget (24.1 %) is above average (Kosovo: 15.8 %) Information on municipal taxes and fees available on the municipality website

with funding from

co-financed by



1.2. Population

Area and population

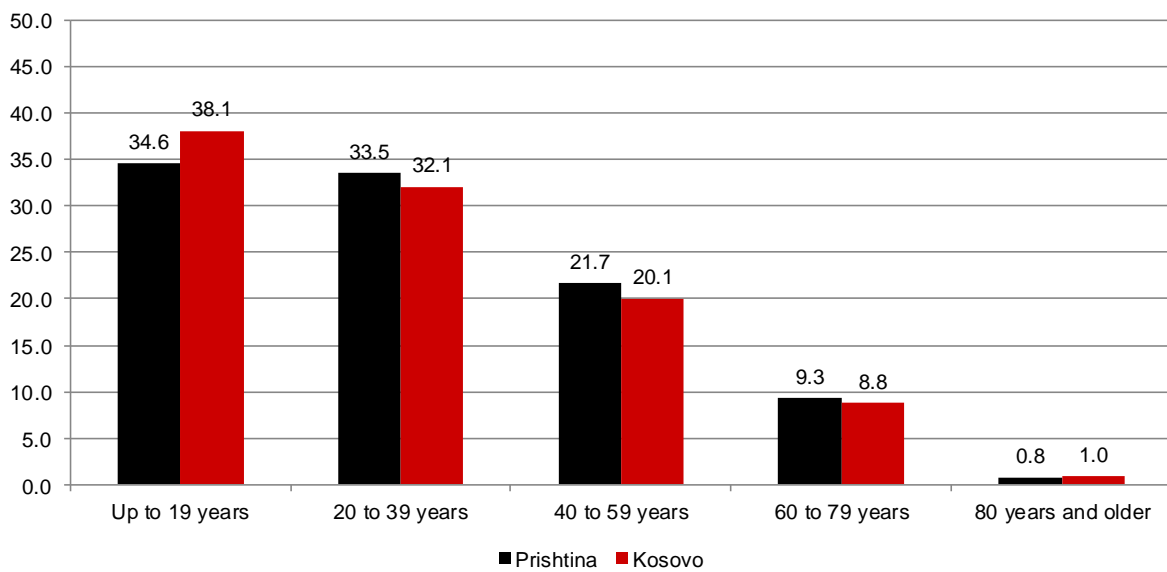
Table 1 Area, population and population density

	Prishtina	Kosovo	Share of Prishtina in Kosovo in %
Area in km ²	572	11,187	5.1
Total population	198,897	1,819,785	10.9
Population density (inhabitants per km ²)	348	159	-

Source: Kosovo Agency of Statistics, Census 2011


Age of the population

Figure 1 Population by age groups, in %



Source: Kosovo Agency of Statistics, Census 2011

with funding from

 **Austrian**
Development Cooperation



Schweizerische Eidgenossenschaft
Confédération suisse
Confederazione Svizzera
Confederaziun svizra

Swiss Agency for Development
and Cooperation SDC

co-financed by

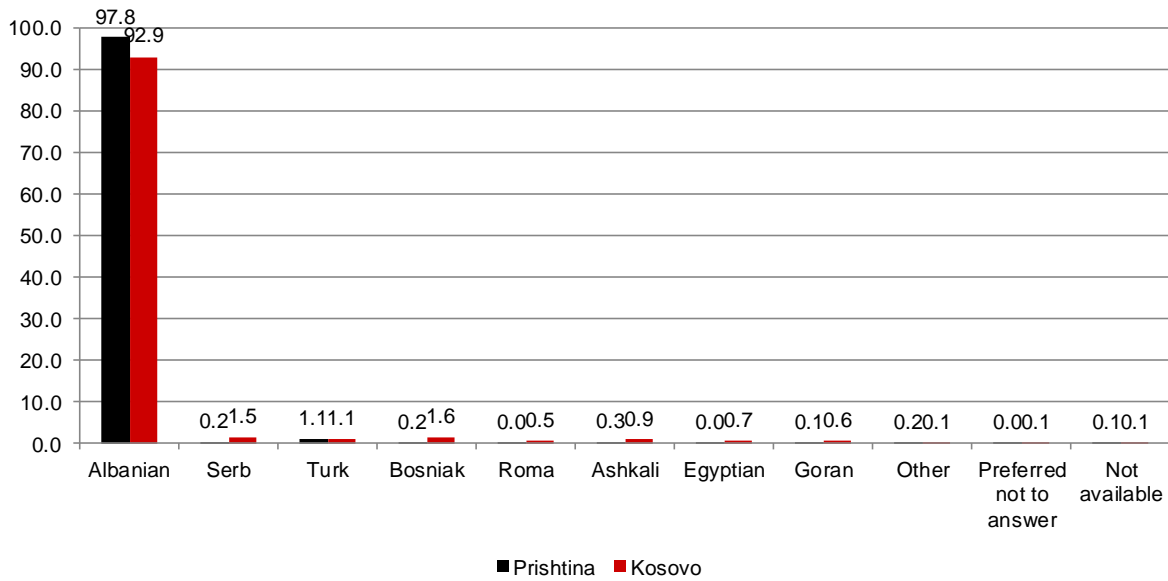


Ministry of Trade
and Industry



Ethnic distribution

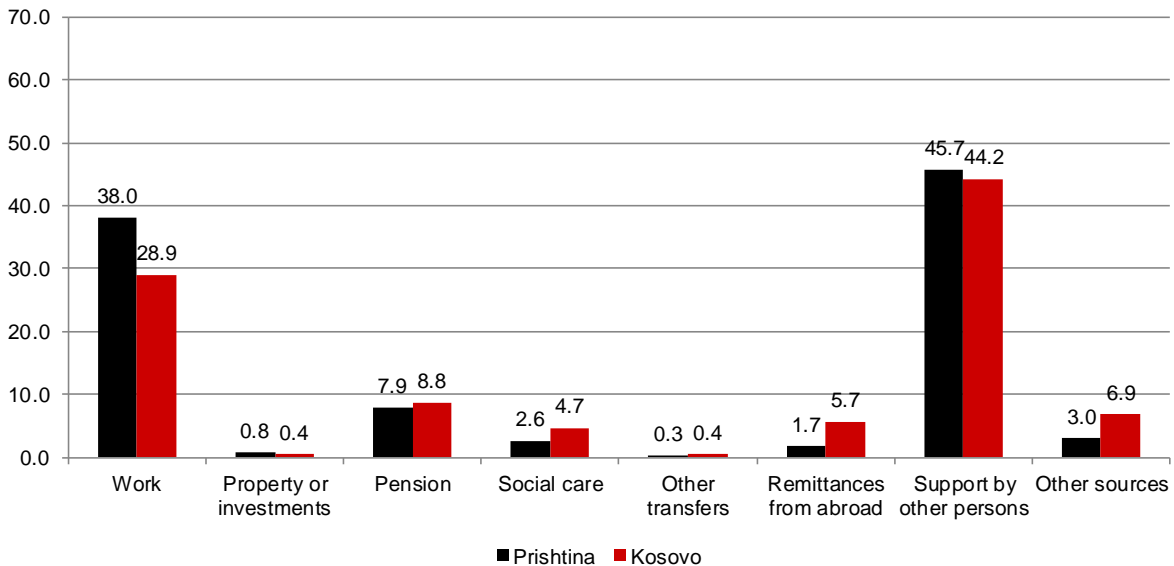
Figure 2 Population by ethnic background, in %



Source: Kosovo Agency of Statistics, Census 2011

Sources of livelihood

Figure 3 Population¹ by first main source of livelihood², in %



¹ Population 15 years and older

² The first main source of income from which all of a person's expenditure was financed during the last 12 months

Source: Kosovo Agency of Statistics, Census 2011

with funding from

Austrian
Development Cooperation



Schweizerische Eidgenossenschaft
Confédération suisse
Confederazione Svizzera
Confederaziun svizra

Swiss Agency for Development
and Cooperation SDC

co-financed by



Ministry of Trade
and Industry



1.3. Performance of the local business sector

The number of enterprises and employees are based on data from the Tax Administration of Kosovo (ATK). The database of ATK only includes enterprises that are paying taxes.

Business demography: businesses, employees, business entries and business exits

Table 2 Number of businesses and employees, business entries and business exits, 2013

	Prishtina	Kosovo
Number of businesses ¹	11,182	46,032
Number of employees ²	75,406	189,623
Number of businesses per 1,000 economically active inhabitants ³	116	76
Number of business entries ⁴	1,856	6,253
Business entry rate ⁵	16.6	13.6
Number of business exits ⁶	695	2,987
Business exit rate ⁷	6.2	6.5

¹ Businesses registered with ATK; the sectors Public administration, defence and social security; Activities of households as employers; Activities of extraterritorial organisations; Private persons and businesses with missing sector information have been excluded.

² Annual average number of employees

³ Economically active inhabitants (=labour force): Working-age people (15-64 years) who are employed or registered as unemployed (job seekers); data from 2011

⁴ Business entries: New entries into the register of ATK

⁵ Business entry rate: Newly registered businesses as a percentage of total businesses registered with ATK


⁶ Business exits: Exits from the register of ATK

⁷ Business exit rate: Business exits as a percentage of total businesses registered with ATK

Source: Tax Administration of Kosovo (ATK), 2014; Kosovo Agency of Statistics, Census 2011

with funding from

 Austrian
Development Cooperation

 Schweizerische Eidgenossenschaft
Confédération suisse
Confederazione Svizzera
Confederaziun svizra

Swiss Agency for Development
and Cooperation SDC

co-financed by



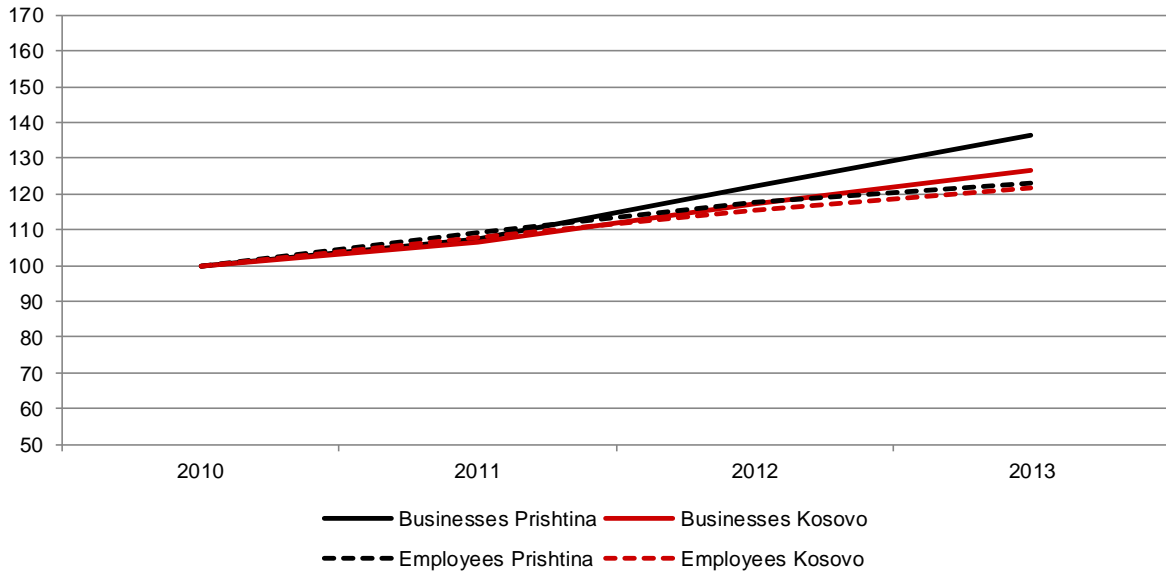
Ministry of Trade
and Industry



Development of businesses and employees

Figure 4 Development of the number of businesses and employees, 2010-2013

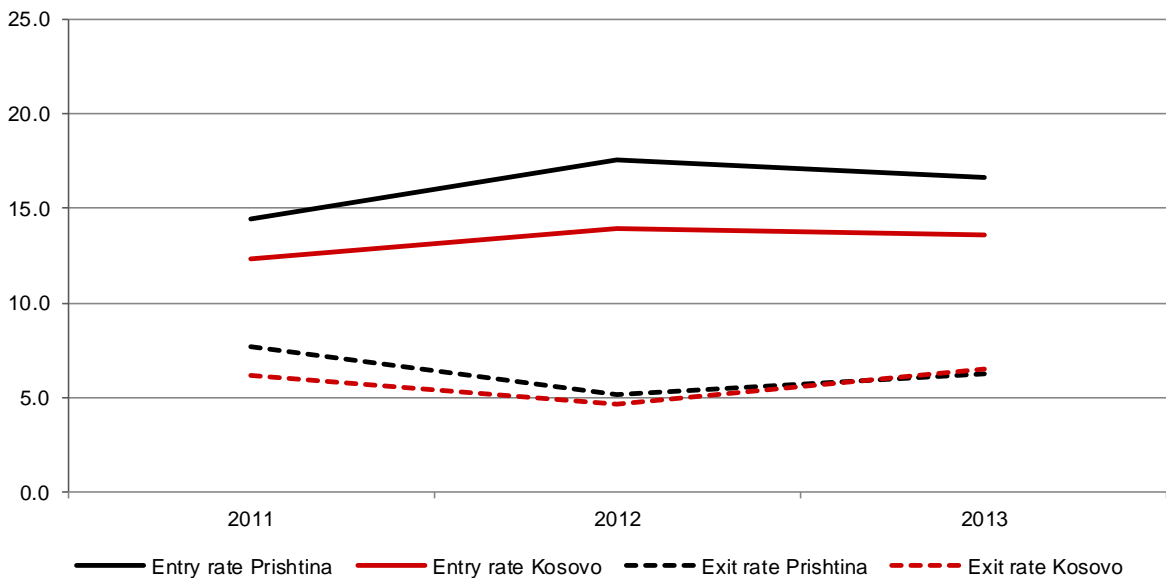
Index (2010=100)



Source: Tax Administration of Kosovo (ATK), 2014

Development of business entry and business exit rates

Figure 5 Development of business entry rates¹ and business exit rates², 2011-2013, in %

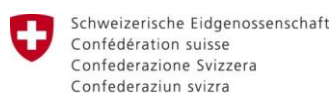
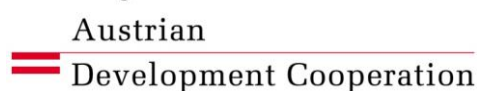


¹ Business entry rate: Newly registered businesses as a percentage of total businesses registered with ATK

² Business exit rate: Business exits as a percentage of total businesses registered with ATK

Source: Tax Administration of Kosovo (ATK), 2014

with funding from



Swiss Agency for Development and Cooperation SDC

co-financed by





Sectoral structure of the local economy

Table 3 Businesses and employees in businesses by sector of economic activity, 2013, in %

Sector of economic activity ¹	Prishtina		Kosovo	
	% of enterprises	% of employees	% of enterprises	% of employees
Manufacturing ²	7.5	13.7	11.1	18.9
Energy and water supply ³	0.3	2.0	0.3	1.7
Construction	6.7	13.0	7.3	11.0
Wholesale and retail trade	36.7	22.4	43.6	33.0
Transport	4.9	6.9	5.8	5.6
Hotels and restaurants	7.6	4.5	7.7	5.5
Business services ⁴	20.4	23.8	10.4	13.4
Education	1.5	2.8	1.2	2.1
Human health	3.1	1.7	2.9	2.1
Personal services ⁵	11.2	9.2	9.7	6.7
Total ⁶	11,107	75,069	45,156	187,480

¹ According to NACE Rev. 2

² Manufacturing: includes mining and quarrying

³ Energy and water supply: electricity, gas, steam and air conditioning supply; water supply; sewerage, waste management and remediation activities


⁴ Business services: information and communication; financial and insurance activities; real estate activities; professional, scientific and technical activities; administrative and support service activities

⁵ Personal services: arts, entertainment and recreation; other service activities

⁶ Data refer to the non-agricultural business sector; the sectors agriculture, public administration, defence and social security; activities of households as employers; activities of extraterritorial organisations; private persons and businesses with missing sector information have been excluded.

Source: Tax Administration of Kosovo (ATK), 2014

with funding from

 **Austrian**
Development Cooperation



Schweizerische Eidgenossenschaft
Confédération suisse
Confederazione Svizzera
Confederaziun svizra

**Swiss Agency for Development
and Cooperation SDC**

co-financed by



Ministry of Trade
and Industry



Size of businesses

Table 4 Businesses and employees in businesses by enterprise size, 2013, in %

Enterprise size	Prishtina		Kosovo	
	% of businesses	% of employees	% of businesses	% of employees
OPE ¹	54.0	8.0	56.3	13.7
2 to 4 employees	28.3	11.1	30.5	19.3
5 to 9 employees	10.0	9.5	8.2	12.5
10 to 49 employees	6.1	17.1	4.2	18.7
50 and more employees	1.6	54.2	0.8	35.7
Total	11,182	75,406	46,032	189,623

¹ OPE: One-Person-Enterprise: Businesses with less than 2 persons employed

Source: Tax Administration of Kosovo (ATK), 2014


Legal form of businesses

Table 5 Legal forms of businesses, in %, 2013

Legal form	Prishtina	Kosovo
Individual business (B.I.)	67.8	85.2
Limited liability company (SH.P.K).	24.2	11.4
General partnership (O.P.)	1.9	1.2
Non-governmental Organisation (OJK)	3.5	1.1
Foreign company	1.4	0.5
Joint Stock Company (SH.A.)	0.6	0.3
Other	0.6	0.3
Total	11,182	46,032

Source: Tax Administration of Kosovo (ATK), 2014

with funding from

 **Austrian**
Development Cooperation



Schweizerische Eidgenossenschaft
Confédération suisse
Confederazione Svizzera
Confederaziun svizra

Swiss Agency for Development
and Cooperation SDC

co-financed by



Ministry of Trade
and Industry



1.4. Local business environment

1.4.1. Municipal taxes and fees related to businesses¹

Immovable property tax

Table 6 Immovable property tax¹

	Existence (X for yes)	Details
Annual property tax	X	See table 7
Property transfer tax ²	X	€ 150 for a unit (house up to 100m ² , garden, apartment up to 100m ² , commercial building up to 100m ² , garage, basement, and land up to 1 ha) House, apartment and commercial building exceeding 100m ² as well as land exceeding 1 ha is considered as 1 buying unit, for which another € 150 have to be paid €150 per unit for every buyer separately in a joint contract

¹ According to the Law on local government finance (No. 03/L-049), Art. 9 “Immovable Property Tax”, p.7

² Municipal tax on real estate transaction

Source: Municipality of Prishtina, 2011

¹ According to the Law on local government finance (No. 03/L-049), chapter II “Municipal Taxes and Fees”, p.7-11

with funding from

co-financed by



Table 7 Property tax¹: Property values by categories and value zones, in €/m², and tax rates, in %

Property categories	Zone I-A	Zone I-B	Zone II-A	Zone II-B	Zone III-A	Zone III-B	Zone IV-A	Zone V	Tax rates in %
Residential apartment	600	560	530	500	400	350	250	200	0.11
Residential housing	840	760	630	560	480	440	390	270	0.11
Commercial	1,450	1,300	1,220	1,110	950	870	770	510	0.17
Industrial	520	470	440	400	380	370	330	270	0.13
Garages	270	260	240	230	210	200	170	130	0.11
Unfinished, abandoned, or uninhabited	510	460	380	350	280	250	190	150	0.11
Sports fields	880	680	480	380	280	230	150	90	0.17
Agricultural	n/a	n/a	n/a	n/a	n/a	n/a	n/a	n/a	0.11

¹ According to the Law on local government finance (No. 03/L-049), Art. 9 "Immovable Property Tax", p.7

n/a...Information not available

Source: Municipality of Prishtina, 2011

Business license fees

Table 8 Business license fees¹

	Existence (X for yes)	Details
Annual business license fee ²	X	Over 80 different fees depending on the type of business activity, ranging from € 50 to € 2,000
Annual professional business license fee ³	X	22 different fees depending on the type of profession, ranging from € 200 to € 2,000

¹ According to the Law on local government finance (No. 03/L-049), Art. 10 and Art. 11, p.7-9

² Business activity: retail sales, food processing, handicraft, hotel and restaurant services, banking activities and financial services, insurance, and other business activities

³ Business activity: professional services, accountants, lawyers, doctors, dentists and other professions

Source: Municipality of Prishtina, 2011

with funding from

co-financed by



Permit fees for construction and demolition of buildings and other structures

Table 9 Permit fees for construction and demolition of buildings and other structures¹

	Existence (X for yes)	Details
Construction permit fee ²	X	Tax: € 6.70 Density tax: € 13.30

¹ According to the Law on local government finance (No. 03/L-049), Art. 14, p.10

² Same formula for all municipalities: (Administrative costs of issuing permits / Number of permits issued in previous year) x Surface (square meters) of construction

Source: Municipality of Prishtina, 2013

Municipal administrative fees

Table 10 Municipal administrative fees¹

Inspection and supervisory fees, such as...	Existence (X for yes)	Details
...construction and demolition of buildings and other structures	X	Demolition: € 13/m ² Construction after demolition: € 8/m ²
...sanitary and hygienic inspection ²	-	-
...agriculture inspection	-	-

¹ According to the Law on local government finance (No. 03/L-049), Art. 13, p.10

² Inspection of sanitary conditions, safety of the premise etc.

Source: Municipality of Prishtina, 2011

Other municipal fees

Table 11 Other municipal fees¹

	Existence (X for yes)	Details
Change of land use	X	Changing to commercial use - € 50/m ² Changing to residential use -€ 1/m ²

¹ According to the Law on local government finance (No. 03/L-049), Art. 15, p.10

Source: Municipality of Prishtina, 2011

with funding from



co-financed by





1.4.2. Supply of human resources

Employment and unemployment

Table 12 Employment and unemployment

	Prishtina	Kosovo
Working-age population (15-64 years)	134,336	1,135,463
Total labour force ¹	75,594	508,100
Participation rate in % ²	56.3	44.7
Number of employed persons ³	54,677	280,454
Employment rate in % ⁴	40.7	24.7
Number of unemployed persons ⁵	20,917	227,646
Unemployment rate in % ⁶	27.7	44.8

¹ Labour force: The number of working-age people (15-64 years) who are economically active. The economically active consist of the employed and the registered unemployed (job seekers).

² Participation rate: Proportion of the working-age population (15-64 years) that is economically active

³ Employed person: Person who works in a job where an explicit or implicit contract of employment exists and gives the person a basic remuneration or person that performs seasonal, agricultural or other temporary work from which this person derives a source of livelihood, in cash or in kind, regardless of being socially insured.

⁴ Employment rate: Proportion of the working-age population (15-64 years) that is employed

⁵ Unemployed person: Someone not currently working (neither in paid employment nor in self-employment), but currently available for work and actively looking for any kind of paid work.

⁶ Unemployment rate: Proportion of the labour force that is unemployed

Source: Kosovo Agency of Statistics, Census 2011

with funding from



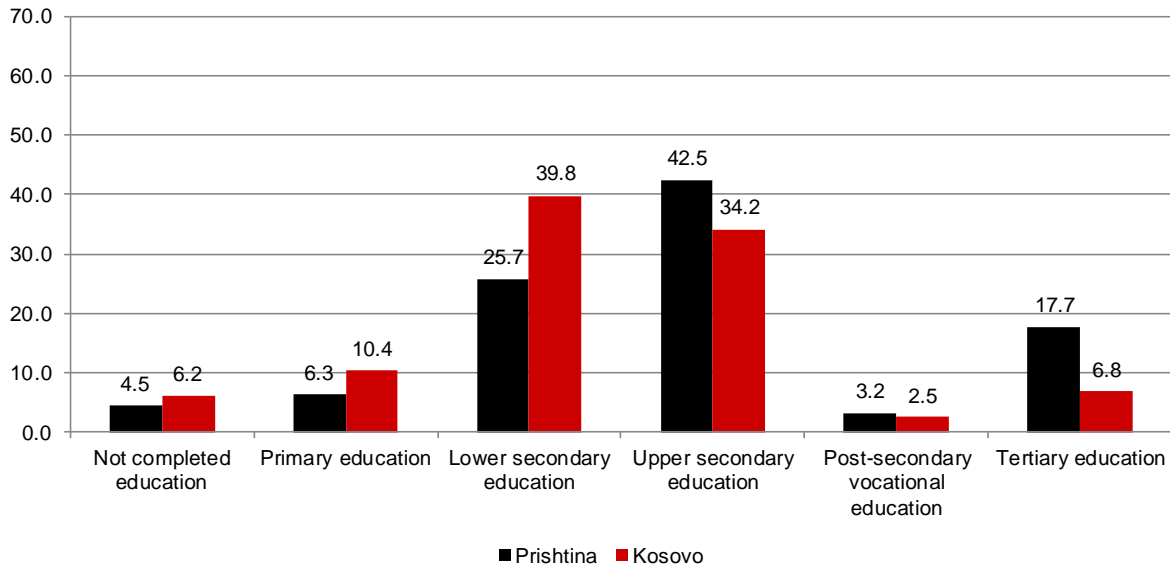
co-financed by





Educational attainment of the population

Figure 6 Population¹ by completed educational level², in %



¹ Population 15 years and older

² Primary education: 5 years, age 6-11; lower secondary education: 4 years, age 12-15; upper secondary education, gymnasium, vocational school: 3-4 years, age 15-19; post-secondary vocational education: high level of post-secondary education, professional studies from 6 months up to 2 years, age 19-24; tertiary education: bachelor, master, PhD-studies, age 19-26

Source: Kosovo Agency of Statistics, Census 2011

Secondary education

Table 13 Secondary schools: number and students

	Prishtina	Kosovo	Share of Prishtina in Kosovo in %
Number of secondary schools	14	95	14.7
Number of students in secondary schools	13,135	99,578	13.2

Source: Number of secondary schools: Ministry of Education, Science and Technology (MEST), 2014; Number of students in secondary schools: Kosovo Agency of Statistics, Education Statistics 2014

with funding from

Austrian
Development Cooperation



Schweizerische Eidgenossenschaft
Confédération suisse
Confederazione Svizzera
Confederaziun svizra

Swiss Agency for Development
and Cooperation SDC

co-financed by





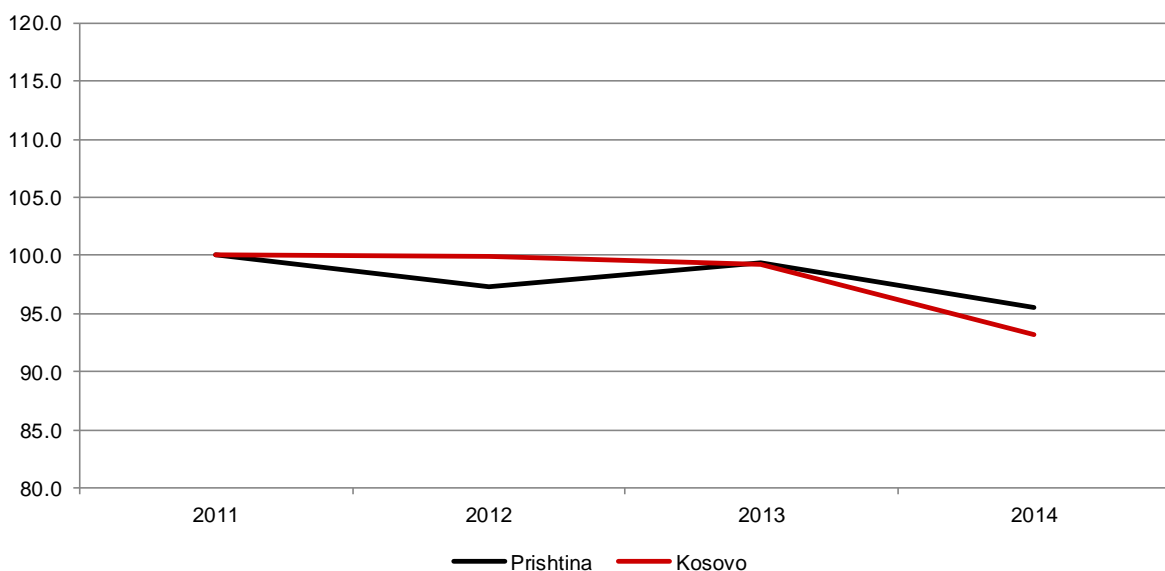
Table 14 Types and areas of education of secondary schools

Type of secondary school	Number of schools	Existence (X for Yes)	Area of education
Gymnasium	8	X	-
Vocational school	6	X	Chemistry, non-metals and graphics
		X	Culture, art and public information
		X	Economy and law
		X	Electrical engineering
		X	Forestry and wood processing
		X	Geodesy and construction
		X	Health and social protection
		X	Machinery and metal processing
		X	Textile and leather
		X	Trade, hospitality and tourism
		-	Mining, metallurgy and geology
		-	Natural sciences - mathematics
		X	Traffic

Source: Ministry of Education, Science and Technology (MEST), 2014; own research by KOSME, 2014

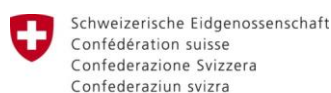
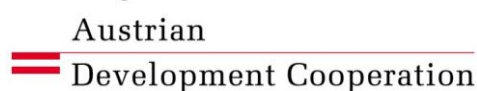
Figure 7 Development of the number of students in secondary schools, 2011-2014

Index (2011=100)



Source: Kosovo Agency of Statistics, Education Statistics 2011-2014

with funding from



co-financed by



Swiss Agency for Development and Cooperation SDC

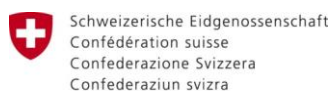


Tertiary education

Table 15 Types, numbers and areas of tertiary education institutions

Type of tertiary education institution	Number of tertiary education institutions (number of faculties)	Name of faculties / departments
Public university	1 (14)	<ul style="list-style-type: none"> • Faculty of Philosophy • Faculty of Mathematics and Natural Sciences • Faculty of Philology • Faculty of Law • Faculty of Economics • Faculty of Engineering and Architecture • Faculty of Electrical and Computer Engineering • Faculty of Mechanical Engineering • Faculty of Medicine • Faculty of Arts • Faculty of Agriculture and Veterinary • Faculty of Geosciences and Technology • Faculty of Physical Education and Sport • Faculty of Education

with funding from



Swiss Agency for Development and Cooperation SDC

co-financed by



Ministry of Trade and Industry



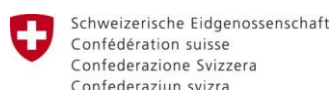
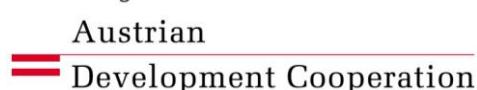
Type of tertiary education institution	Number of tertiary education institutions (number of faculties)	Name of faculties / departments
Private college ¹	20 (28)	<ul style="list-style-type: none"> • Faculty of Economics • Faculty of Law • Faculty of International Business and Management • Faculty of Computer Science • Faculty of Management Studies • Faculty of Political Sciences • Faculty of Social Sciences • Faculty of Road Logistics • Faculty of Media and Communication • Faculty of Engineering • Faculty of Health Sciences • Faculty of International Relations and European Studies • Faculty of English • Faculty of Psychology • Faculty of Criminal Justice and Security • Faculty of Computer Science and IT • Faculty of Child Care and Welfare • Faculty of European Integration and Diplomacy • Faculty of Psychology • Faculty of Mass Communication and Journalism • Faculty of Political Sciences and Diplomacy • Faculty of Engineering • Faculty of Arts • Faculty of Health Sciences • Department of Fashion Design • Department of Arts and Media • Department of Communication Design • Department of Interior Design
Other ²	1 (1)	<ul style="list-style-type: none"> • Faculty of Islamic Studies

¹ No private universities exist in Kosovo. Private colleges are accredited colleges. In contrast to public universities they do not offer PhD studies.

² The Faculty of Islamic Studies is part of the Kosovo Islamic Community and does not qualify as public/private university.

Source: Kosovo Accreditation Agency; websites of tertiary education institutions, 2014

with funding from



Swiss Agency for Development and Cooperation SDC

co-financed by



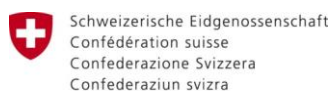


Adult education

Table 16 Existence of vocational training services for adults

Fields / areas	Kind of vocational training for adults
ICT (information and communication technology)	Basic Education Centre (USAID): <ul style="list-style-type: none"> • Student Clubs for Technical Support • Computer Programming The duration of all courses is 3 days.
ICT (information and communication technology)	According to Luxembourg Agency for Development Cooperation: Basic Informatics
Business and management	EU-KOSVET VI – Development of vocational and in-company training schemes and development of entrepreneurial skills: “Entrepreneurship skills for New Venture Creation” workshop 2013 and 2014 Each workshop lasts 18 days spread over a period of one month. Each training day lasts 6 hours. Prishtina: 2013/14: 12 workshops 2013: 80 participants; 2014: 73 participants
Business and management	Kosovo Business Support Centre (BSCK): BSCK assists recent graduates of Kosovo to establish small and medium enterprises (SMEs) offering practical training and consultancy as well as access to microcredit for business ideas that are most promising.
Business and management	Center for Entrepreneurship and Executive Development (CEED): CEED develops, connects and mentors entrepreneurs to strengthen their businesses so they can create jobs and in turn accelerate economic prosperity. CEED not only provides entrepreneurs business know-how through its accelerator programs but also connects participants to mentors and a community of entrepreneurs that can help take their small businesses to next level. CEED offers a combination of market connections, community engagement, capacity building and access to capital. Programs: <ul style="list-style-type: none"> • Tailored & In-House Training • CEED Grow (Top Class) • CEED Pro (Top Class Plus) • CEED Marketing & Sales (Top Class Marketing & Sales) • CEED Finance (Top Class Finance)

with funding from



co-financed by





Fields / areas	Kind of vocational training for adults
Business and management	According to Luxembourg Agency for Development Cooperation: <ul style="list-style-type: none"> • Business administration (self-employment) • Office work
Engineering and technology	Basic Education Centre (USAID): Teaching design and technology learning (for teachers) The duration of the course is 3 days.
Engineering and technology	According to Luxembourg Agency for Development Cooperation: <ul style="list-style-type: none"> • Industrial Electronics and IT • Auto-electrics
Construction (e.g. house-painter, bricklayer, plumber...)	According to Luxembourg Agency for Development Cooperation: <ul style="list-style-type: none"> • Construction • Hydro-installation and Central Heating
Languages	n/a
Personality development and communication skills	n/a

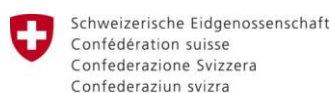
Note: Vocational training for adults comprises all public and private vocational learning and training for adults after leaving initial education and training (initial education and training = formal education system, usually before entering working life). It includes work- and career-oriented learning (obtaining new qualifications, up-skilling or re-skilling for employment) but also learning for personal development.

The list of vocational training services is not exhaustive, since not all approached training providers presented information on their training courses.

n/a...There is no information on training opportunities in this field

Source: Municipality; Ministry of Education, Science and Technology (MEST), 2014; Luxembourg Agency for Development Cooperation, 2014

with funding from



Swiss Agency for Development and Cooperation SDC

co-financed by





1.4.3. Infrastructure, business support services and events

Traffic infrastructure

Travel distance in km from the centre of the municipality to the next highway or upper-level road:
1 km (Source: Municipality; Google Maps, 2014)

Existence of business support services

Table 17 Availability of business support services

Business support services	Availability in Prishtina		Availability in Kosovo		Share of Prishtina in Kosovo in %
	Absolute	Per 100 enterprises*	Absolute	Per 100 enterprises*	
Business registration centre ¹	1	-	30	-	-
Banks (including branches) ²	45	0.4	243	0.5	18.5
Lawyers ³	355	3.2	852	1.9	41.7
Business consultancies ³	299	2.7	383	0.8	78.1
Tax consultancies ³	289	2.6	636	1.4	45.4

Note: Lawyers, business consultancies and tax consultancies according to NACE Rev. 2

* Prishtina: 11,182 enterprises; Kosovo: 46,032 enterprises

Source: ¹ Ministry of Trade and Industry (MTI), 2014; ² Banks operating in Kosovo, 2014; ³ Tax Administration of Kosovo (ATK), 2014

with funding from

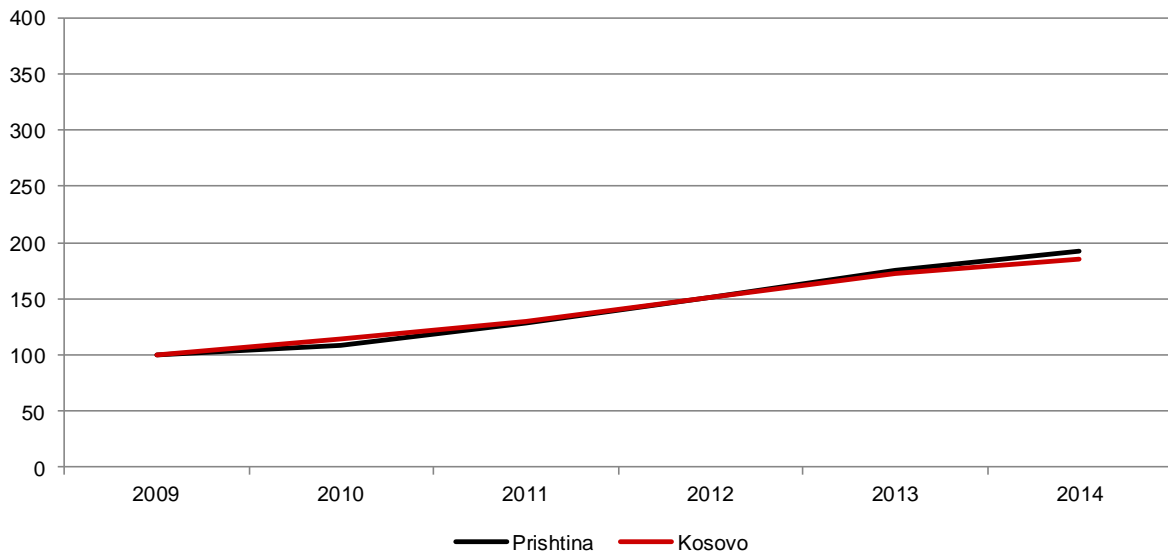
co-financed by



Development of the number of lawyers, business consultancies and tax consultancies

Figure 8 Development of the number of lawyers, 2009-2014

Index (2009=100)

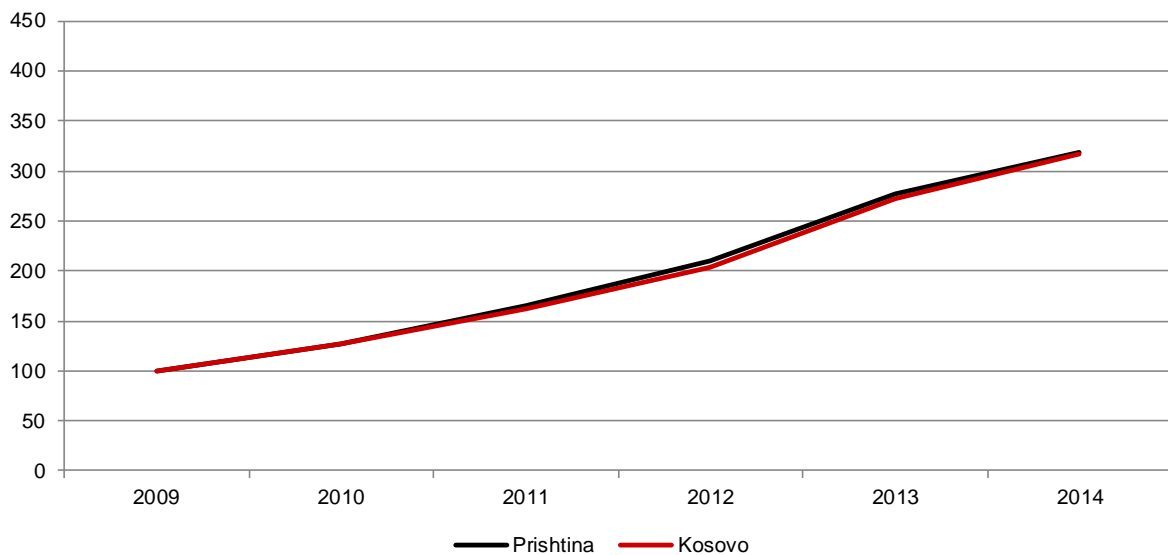


Note: Lawyers according to NACE Rev. 2

Source: Tax Administration of Kosovo (ATK), 2009 – 2014

Figure 9 Development of the number of business consultancies, 2009-2014

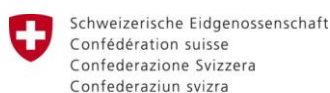
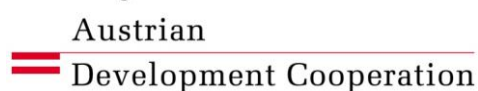
Index (2009=100)



Note: Business consultancies according to NACE Rev. 2

Source: Tax Administration of Kosovo (ATK), 2009 – 2014

with funding from



Swiss Agency for Development and Cooperation SDC

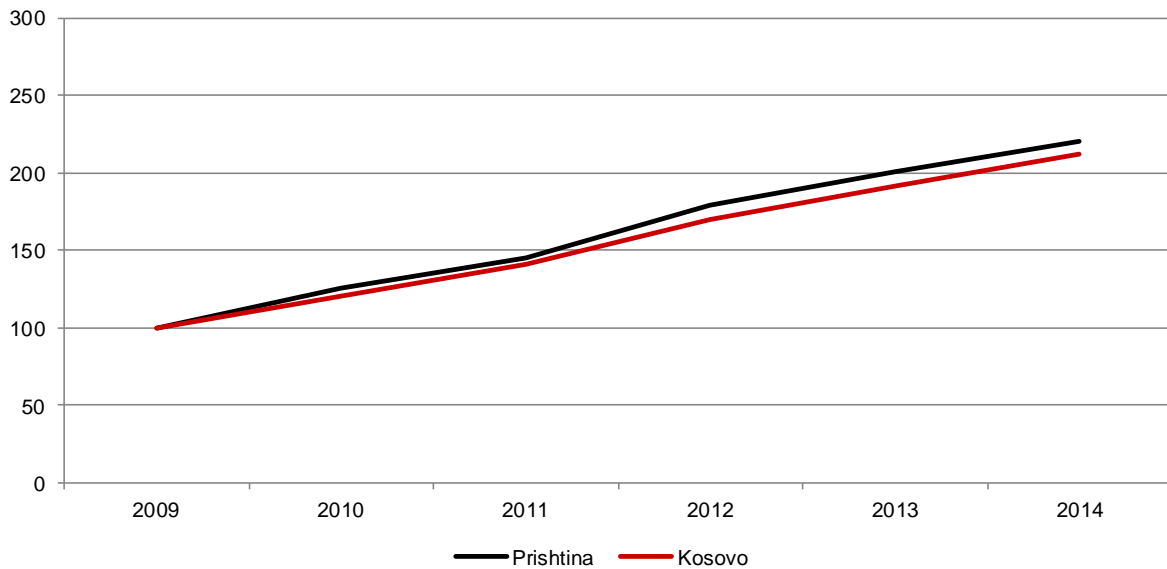
co-financed by





Figure 10 Development of the number of tax consultancies, 2009-2014

Index (2009=100)



Note: Tax consultancies according to NACE Rev. 2

Source: Tax Administration of Kosovo (ATK), 2009 - 2014

with funding from

 Austrian
Development Cooperation



Schweizerische Eidgenossenschaft
Confédération suisse
Confederazione Svizzera
Confederaziun svizra

Swiss Agency for Development
and Cooperation SDC

co-financed by





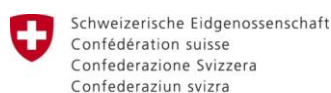
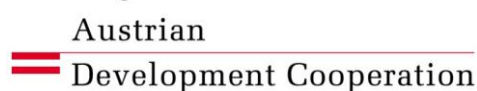
Existence of chambers

Table 18 Availability of chambers

	Name of chambers
Chambers	<ul style="list-style-type: none"> • American Chamber of Commerce in Kosovo (AmCham) • Kosovo Chamber of Commerce (KCC) • Business Alliance of Kosovo (AKB, Aleanca Kosovare e Bizneseve) • Kosovo German Chamber of Commerce (KGCC) • Kosovo Turkey Chamber of Commerce (KTCC) • Dutch Chamber of Commerce (DCC) • British Chamber of Commerce in Kosovo (BCCK) • Kosovo Women’s Chamber of Commerce (KWCC) • Kosova Malaysia Chamber of Commerce (OEKM, Oda Ekonomike Kosovë Malajzi) • Kosovar-Arab Chamber of Commerce for Cooperation and Development (CHCKACD) - Oda Ekonomike Kosovaro-Arabe për Bashkëpunim dhe Zhvillim (OEKABZH) • Oda Ekonomike Franco – Kosovare (OEFK) • Oda Ekonomike e Diaspores Shqiptare (OEDSH) • Kosovar-Arab Chamber for Friendship and Economic Cooperation - Oda Kosovaro Arabe për Miqësi dhe Bashkëpunim Ekonomik (OKAMBE) • Indo-Kosovo Chamber of Commerce (IKCOC)

Source: Ministry of Public Administration, 2014

with funding from



Swiss Agency for Development and Cooperation SDC

co-financed by





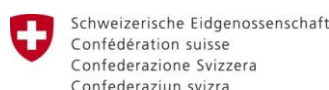
Existence of business incubators, economic zones and technology parks

Table 19 Existence of business incubators, economic zones, technology parks

Business incubator, economic zone, technology park	Details
Innovation Centre Kosovo (ICK)	<p>ICK was founded to support entrepreneurship, innovation and commercially based business development, with a focus on information and communication technology. The centre supports both start-ups and existing companies with the potential for growth. The services for entrepreneurs and businesses include mentoring, business consulting, training and access to office and conference facilities.</p> <p>ICK has received 254 applications in total, 162 of them have been reviewed by Admission Committee Members, and 53 presented their ideas. Moreover, 40 teams/companies (initially 111 members/employees) were selected to join the Incubator and have directly used the Incubator services. After being part of the ICK Incubator, 66 additional members/employees became members/employees of the existing teams. In total 177 members/employees have used the services of ICK.</p>
Management Development Associates (MDA) Foundation	<p>MDA Foundation was established in 2012 with the aim of increasing youth employment in Kosovo through supporting the establishment and growth of start-ups, enhancing youth skills, and promoting competitive business practices.</p> <p>Young entrepreneurs will be made successful through a portfolio of tailored support service offerings in business development, access to finance, educational and learning opportunities, and sustainable development.</p> <p>Businesses that are part of MDA incubator are provided with office space, access to the internet, telephone and laptops. Also during the incubation phase, individuals who are part of the incubator are also offered various training opportunities for capacity development and/or further development in terms of business plan, leadership roles etc. Once the business plan is completed, MDA assists in possible funding through Business Angels for the implementation of the initial idea.</p> <p>In 2014, 5 businesses are present in the incubator. It is planned that more businesses will be supported by the MDA Foundation.</p>

Source: Business incubators, economic zones and technology parks in Kosovo, 2014

with funding from



Swiss Agency for Development and Cooperation SDC

co-financed by





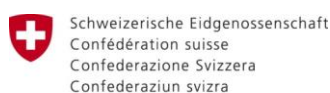
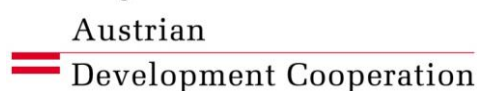
Existence of financial support for businesses

Table 20 Availability and range of financial support

Grants / microfinance	Details
Invest Team	Loans for individual, household and business purposes for small enterprises
Start	Loans for agricultural, handicrafts and commerce purposes
Rural Credit Kosovo	Loans for villages, small businesses, agricultural and individual purposes
Kosinvest World Vision	Loans for solidarity groups, individual businesses and agricultural purposes
KEP	Loans for solidarity groups, villages, agricultural and individual purposes
Finca	Loans for villages (in groups), individuals, improvement/renovation of household conditions, and rural loans
Beselidhja	Loans for small businesses, agriculture, mortgages and other credit services
Atlantic Capital Partners ACP	Loans for mortgages
Agency for Finance in Kosovo	Loans for businesses, agriculture, renovation of households, family needs and seasonal loans
Financial Institution J.B LESNA	Extensive financial services in Kosovo, exclusively in financial market

Source: Websites of micro finance institutions, 2014

with funding from



Swiss Agency for Development and Cooperation SDC

co-financed by



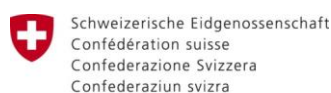


Existence of B2B events and trade fairs

Table 21 Occurrence of B2B events, fairs etc.

Name of organisation / event	Year	Details
American Chamber of Commerce: "Importance of Marketing and Public Relations"	2014	Experience sharing of leading marketing and PR companies such as Zero Positive, PR Solutions, Trokit Agency Creative and Red Consulting.
American Chamber of Commerce: "11th Annual Edition Of The American Chamber Of Commerce Job Fair"	2014	In collaboration with The Headhunter, the job fair brings together job seekers and Kosovar companies from different sectors such as banks and finance, accounting and auditing, construction and pharmaceuticals, food manufacturing, commerce, business consultancy, marketing and public relations.
American Chamber of Commerce: "2nd Regional Conference of the American Chamber of Commerce"	2014	The aim is to strengthen economic co-operation between the countries of the region and to eliminate commercial and economic barriers. Besides the elimination of barriers, the objectives include the development of a free economy, the creation of a strategy to strengthen the private sector and attracting foreign direct investment.
AGROKOS - Agribusiness, Food, Drinks and Gastronomy Fair	2014	Exhibitors have the opportunity to introduce themselves to a wider audience. Agricultural experts present the latest innovations in agricultural equipment and investment opportunities. The exhibition provides direct access to the Balkan market, meetings with local and international companies as well as marketing and direct sales. Activities during the fair: presentations, B2B meetings, press conference, giving out certificates for the exhibitors

with funding from



Swiss Agency for Development and Cooperation SDC

co-financed by





Name of organisation / event	Year	Details
ITTF – Information Technology Trade Fair	2014	<p>Range of exhibits: Computers & Software, Post and Telecommunication, copying, printing and scanning equipment, internet equipment and services, IT-Services, Consumer electronics and household appliances, SNC Satellite, networks & cable, telecommunications, wiring and other sound equipment, digital photography, media, computer lessons, etc.</p> <p>Participants are the main actors of the IT and telecommunications sector from Kosovo and the region. Opportunity for direct marketing and sales as well as direct promotion</p> <p>Activities during the fair: meetings, Conferences and presentations by experts in the field of IT and telecommunications, press conference, B2B distribution of certificates and awards to exhibitors and sponsors of the fair.</p>
Expokos - Construction, Technical, Energetic, Furniture and Real Estate Fair	2015	<p>Range of exhibits: Construction, Energy and mines, Technique, Furniture, Real estate</p> <p>Meeting point of the main actors in this field from Kosovo, the region and beyond; presence of decision makers from the industries; face to face meetings with the largest distributors; marketing and direct sales</p> <p>Activities during the fair: seminars and conferences with the participation of the mainstream experts, B2B meetings, presentations by the interest parties, press conference, giving out awards and certificates for exhibitors.</p>
Kosovo Chamber of Commerce (KCC)	2014	2 B2B meetings between Greek and Kosovar enterprises

The list of events is not exhaustive, since not all approached organisations presented information on their B2B events or fairs.

Source: Websites of organisers, business associations, municipality, 2014

with funding from



co-financed by





1.4.4. Municipal administration

Municipal budget

Table 22 Municipal budget

Budget	Budget of Prishtina in € (2014)			Total budget of all municipalities of Kosovo in € (2014)		
	Absolute	Per capita	Change of budget 2012-2014 in %	Absolute	Per capita	Change of budget 2012-2014 in %
Public services, civil protection, emergency	15,260,000	76.7	-25.9	61,349,364	33.7	+12.0
Total budget	63,443,190	319.0	+2.8	389,518,818	214.0	+5.9
Share of public services, civil protection, emergency in total budget	24.1	-	-9.3	15.8	-	+0.9

Note: Public services, civil protection, emergency include road infrastructure, public infrastructure, fire prevention and inspections, management of natural disasters and water management

Source: Ministry of Finance; Assembly of Republic of Kosovo, 2012-2014

Transparency on municipal taxes and fees

Access to written information on municipal taxes and fees e.g. on municipal websites and in municipalities itself (written documents)

Table 23 Transparency on municipal taxes and fees

Availability of written information (documents)	Yes	No
Available on the municipality website	X	-
Publicly available at the municipality building (e.g. brochure at the entrance)	-	X
Available only upon request	-	X
Not available at all	-	X

Source: Municipality, 2014

with funding from

co-financed by



KOSME
Kosovo SME Promotion Programme

Provision of Capacity Development to Ministry of Trade and Industry
Financed by Austrian Development Cooperation and Swiss Development Cooperation
Co-financed by Ministry of Trade and Industry, Republic of Kosovo
Implemented by ECIKS/KMU Forschung Austria

Opening hours of authorities


08:00-17:30

Source: Municipality, 2014

Municipality website

<http://kk.rks-gov.net/prishtina/>

with funding from

 **Austrian**
Development Cooperation



Schweizerische Eidgenossenschaft
Confédération suisse
Confederazione Svizzera
Confederaziun svizra

**Swiss Agency for Development
and Cooperation SDC**

co-financed by



Ministry of Trade
and Industry