



## Municipality fact sheet for Novobërdë / Novo Brdo

### 1.1. Overview

<b>Population</b>
<ul style="list-style-type: none"> <li>Population density of 73 inhabitants/km<sup>2</sup> is considerably lower than the Kosovar average (159)</li> <li>Age of the population: share of people aged 40+ is higher than for Kosovo in total</li> <li>Ethnic distribution: 46.4 % of the population are Serbs</li> <li>Main source of livelihood: work, pensions, social care and other transfers play a major role as compared to the Kosovar average; remittances from abroad play a minor role</li> </ul>
<b>Performance of the local business sector</b>
<ul style="list-style-type: none"> <li>No reliable information available</li> </ul>
<b>Municipal taxes and fees related to businesses</b>
<ul style="list-style-type: none"> <li>Immovable property tax</li> <li>Annual business license fees</li> <li>Inspection and supervisory fees</li> </ul>
<b>Supply of human resources</b>
<ul style="list-style-type: none"> <li>The participation rate (57.0 %) is among the highest in Kosovo (average: 44.7 %)</li> <li>The employment rate (27.6 %) is higher than the Kosovar average (24.7 %)</li> <li>The unemployment rate (51.6 %) is above average as well (Kosovo: 44.8 %)</li> <li>Educational attainment of the population: share of people with primary education is higher (13.6 % vs. Kosovo: 10.4 %); tertiary education is underrepresented</li> <li>No tertiary education institutions</li> </ul>
<b>Infrastructure, business support services and events</b>
<ul style="list-style-type: none"> <li>Travel distance to the next highway / upper level road: 12.6 km</li> <li>Availability of business registration centre</li> <li>No banks, no information on lawyers, business consultancies and tax consultancies</li> <li>No chambers</li> <li>Initiative to create a free economic zone in Gjilan / Novobërdë</li> <li>No financial support for businesses</li> </ul>
<b>Municipal administration</b>
<ul style="list-style-type: none"> <li>Municipal budget: share of public services, civil protection and emergency in total budget (5.7 %) is considerably lower as compared to the Kosovar average (15.8 %)</li> <li>Information on municipal taxes and fees available only upon request, brochures about paying taxes available at the municipality building</li> </ul>

with funding from



co-financed by





## 1.2. Population

### Area and population

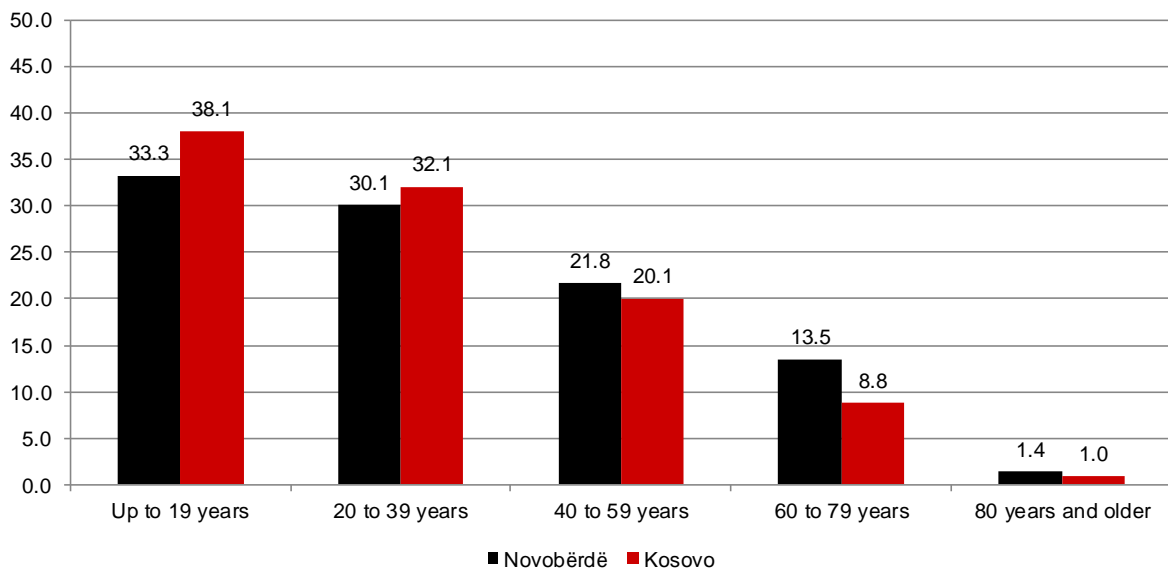
Table 1 Area, population and population density

	Novobërdë	Kosovo	Share of Novobërdë in Kosovo in %
Area in km <sup>2</sup>	92	11,187	0.8
Total population	6,729	1,819,785	0.4
Population density (inhabitants per km <sup>2</sup> )	73	159	-

Source: Kosovo Agency of Statistics, Census 2011


### Age of the population

Figure 1 Population by age groups, in %



Source: Kosovo Agency of Statistics, Census 2011

with funding from

 **Austrian**  
**Development Cooperation**



Schweizerische Eidgenossenschaft  
Confédération suisse  
Confederazione Svizzera  
Confederaziun svizra

Swiss Agency for Development  
and Cooperation SDC

co-financed by

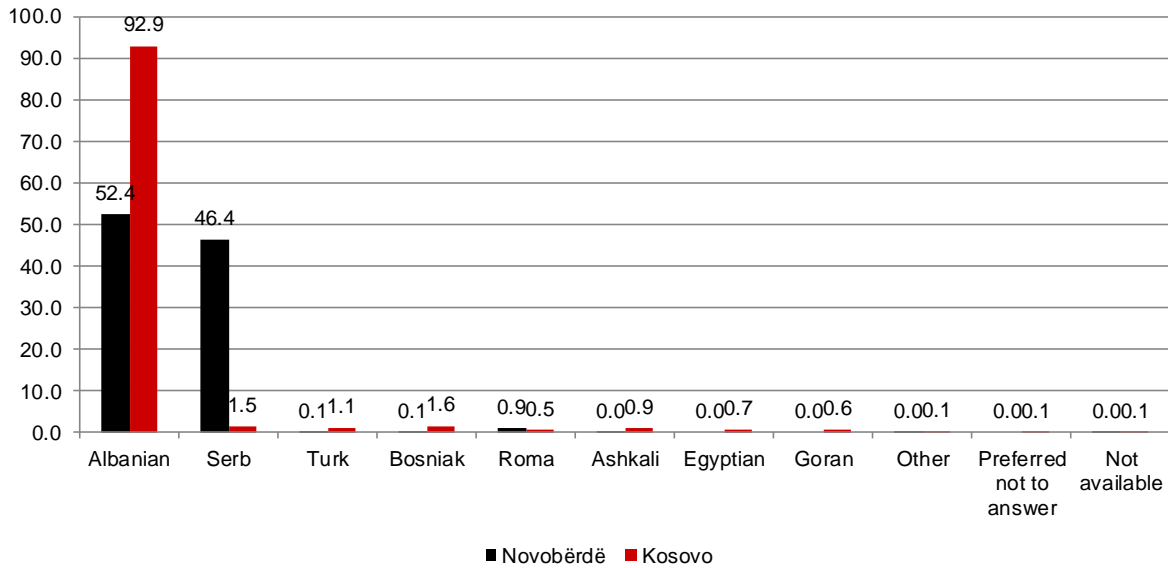


Ministry of Trade  
and Industry



## Ethnic distribution

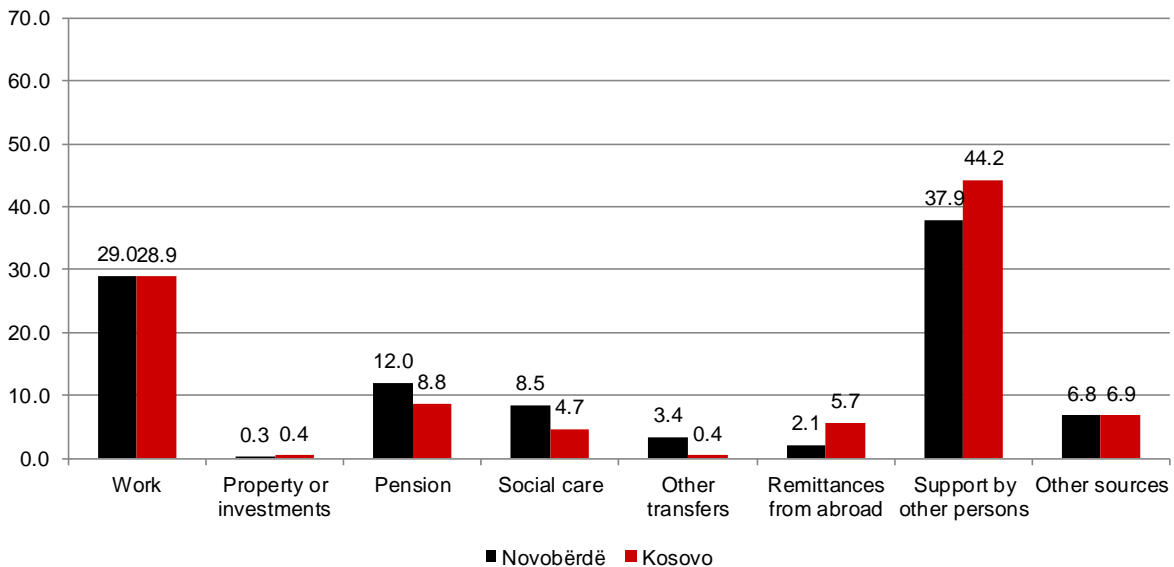
Figure 2 Population by ethnic background, in %



Source: Kosovo Agency of Statistics, Census 2011

## Sources of livelihood

Figure 3 Population<sup>1</sup> by first main source of livelihood<sup>2</sup>, in %



<sup>1</sup> Population 15 years and older

<sup>2</sup> The first main source of income from which all of a person's expenditure was financed during the last 12 months

Source: Kosovo Agency of Statistics, Census 2011

with funding from



### 1.3. Performance of local business sector

There is no reliable information on the number of businesses and employees, business entries and exits, the development of SMEs as well as businesses by sector, size and legal form.

The database of the Tax Administration of Kosovo (ATK), which includes enterprises that are paying taxes, does not comprise a sufficient number of businesses from this municipality to allow non-biased statements.

According to the OSCE Municipal Profile of Novobërdë (2013), the economy is mainly based on agriculture, rural tourism and small trade businesses.

### 1.4. Local business environment

#### 1.4.1. Municipal taxes and fees related to businesses<sup>1</sup>

##### Immovable property tax

Table 2 Immovable property tax<sup>1</sup>

	Existence (X for yes)	Details
Annual property tax	X	See table 3
Property transfer tax <sup>2</sup>	-	-

<sup>1</sup> According to the Law on local government finance (No. 03/L-049), Art. 9 “Immovable Property Tax”, p.7

<sup>2</sup> Municipal tax on real estate transaction

Source: Municipality of Novobërdë, 2014

<sup>1</sup> According to the Law on local government finance (No. 03/L-049), chapter II “Municipal Taxes and Fees”, p.7-11

with funding from

co-financed by



**Table 3 Property tax<sup>1</sup>: Property values by categories and value zones, in €/m<sup>2</sup>, and tax rates, in %**

Property categories	Zone I	Zone II	Zone III	Tax rates in %
Residential (housing)	325	220	180	0.15
Residential (apartment)	400	240	220	0.15
Industrial	200	150	130	0.18
Commercial	500	400	300	0.22
Agricultural	120	100	80	0.15
Abandoned	30	20	10	0.15
Uninhabited	160	96	88	0.15
Garages / parking	80	60	50	0.15
Sports fields	100	80	60	0.22
Swimming pools and recreation	110	90	70	0.22
Private schooling institutions	400	240	220	0.22
Storage / warehouse	500	400	300	0.18

<sup>1</sup> According to the Law on local government finance (No. 03/L-049), Art. 9 “Immovable Property Tax”, p.7

Source: Municipality of Novobërdë, 2014

## Business license fees

**Table 4 Business license fees<sup>1</sup>**

	Existence (X for yes)	Details
Annual business license fee <sup>2</sup>	X	17 different fees depending on the type of business activity, ranging from € 150 to € 3,000
Annual professional business license fee <sup>3</sup>	-	-


<sup>1</sup> According to the Law on local government finance (No. 03/L-049), Art. 10 and Art. 11, p.7-9

<sup>2</sup> Business activity: retail sales, food processing, handicraft, hotel and restaurant services, banking activities and financial services, insurance, and other business activities

<sup>3</sup> Business activity: professional services, accountants, lawyers, doctors, dentists and other professions

Source: Municipality of Novobërdë, 2014

with funding from

 **Austrian**  
**Development Cooperation**



Schweizerische Eidgenossenschaft  
Confédération suisse  
Confederazione Svizzera  
Confederaziun svizra

Swiss Agency for Development  
and Cooperation SDC

co-financed by



Ministry of Trade  
and Industry



## Permit fees for construction and demolition of buildings and other structures

Table 5 Permit fees for construction and demolition of buildings and other structures<sup>1</sup>

	Existence (X for yes)	Details
Construction permit fee <sup>2</sup>	-	-

<sup>1</sup> According to the Law on local government finance (No. 03/L-049), Art. 14, p.10

<sup>2</sup> Same formula for all municipalities: (Administrative costs of issuing permits / Number of permits issued in previous year) x Surface (square meters) of construction

Source: Municipality of Novobërdë, 2014

## Municipal administrative fees

Table 6 Municipal administrative fees<sup>1</sup>

Inspection and supervisory fees, such as...	Existence (X for yes)	Details
...construction and demolition of buildings and other structures	-	-
...sanitary and hygienic inspection <sup>2</sup>	X	For commercial premises: € 30 up to 50m <sup>2</sup> € 50 for 51-100m <sup>2</sup> € 100 for 101-200m <sup>2</sup> € 150 for 201-500m <sup>2</sup> € 300 for 501-1000m <sup>2</sup> € 500 for 1000m <sup>2</sup> and more
...agriculture inspection	-	-

<sup>1</sup> According to the Law on local government finance (No. 03/L-049), Art. 13, p.10

<sup>2</sup> Inspection of sanitary conditions, safety of the premise etc.

Source: Municipality of Novobërdë, 2014

## Other municipal fees

Table 7 Other municipal fees<sup>1</sup>

	Existence (X for yes)	Details
Change of land use	-	-

<sup>1</sup> According to the Law on local government finance (No. 03/L-049), Art. 15, p.10

Source: Municipality of Novobërdë, 2014

with funding from



## 1.4.2. Supply of human resources

### Employment and unemployment

**Table 8** Employment and unemployment

	Novobërdë	Kosovo
Working-age population (15-64 years)	4,354	1,135,463
Total labour force <sup>1</sup>	2,483	508,100
Participation rate in % <sup>2</sup>	57.0	44.7
Number of employed persons <sup>3</sup>	1,203	280,454
Employment rate in % <sup>4</sup>	27.6	24.7
Number of unemployed persons <sup>5</sup>	1,280	227,646
Unemployment rate in % <sup>6</sup>	51.6	44.8

<sup>1</sup> Labour force: The number of working-age people (15-64 years) who are economically active. The economically active consist of the employed and the registered unemployed (job seekers).

<sup>2</sup> Participation rate: Proportion of the working-age population (15-64 years) that is economically active

<sup>3</sup> Employed person: Person who works in a job where an explicit or implicit contract of employment exists and gives the person a basic remuneration or person that performs seasonal, agricultural or other temporary work from which this person derives a source of livelihood, in cash or in kind, regardless of being socially insured.


<sup>4</sup> Employment rate: Proportion of the working-age population (15-64 years) that is employed

<sup>5</sup> Unemployed person: Someone not currently working (neither in paid employment nor in self-employment), but currently available for work and actively looking for any kind of paid work.

<sup>6</sup> Unemployment rate: Proportion of the labour force that is unemployed

Source: Kosovo Agency of Statistics, Census 2011

with funding from

 **Austrian**  
**Development Cooperation**



Schweizerische Eidgenossenschaft  
Confédération suisse  
Confederazione Svizzera  
Confederaziun svizra

**Swiss Agency for Development  
and Cooperation SDC**

co-financed by

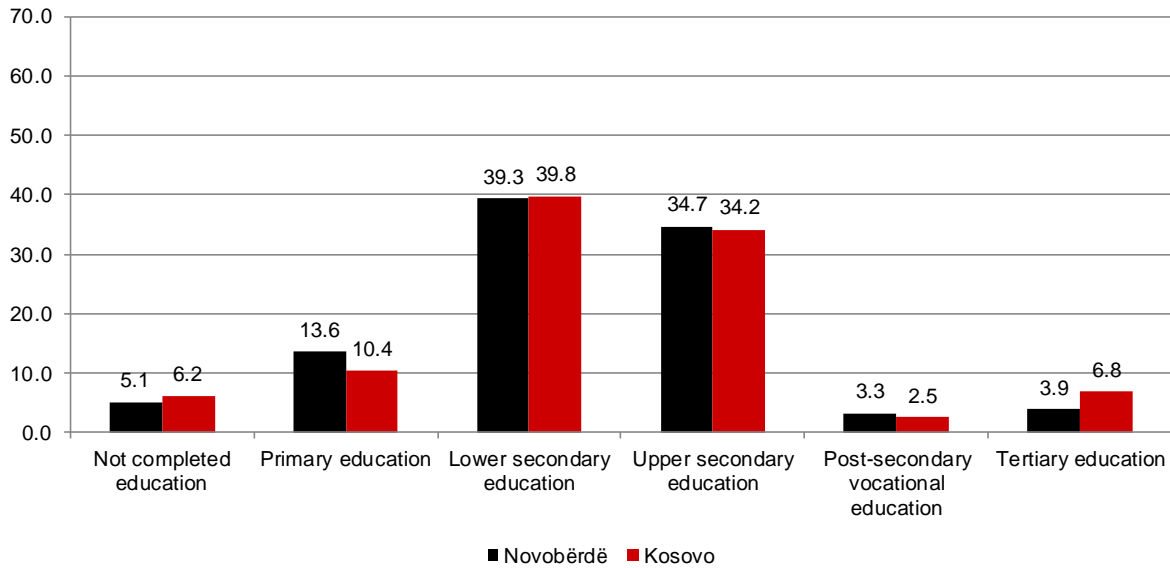


Ministry of Trade  
and Industry



## Educational attainment of the population

Figure 4 Population<sup>1</sup> by completed educational level<sup>2</sup>, in %



<sup>1</sup> Population 15 years and older

<sup>2</sup> Primary education: 5 years, age 6-11; lower secondary education: 4 years, age 12-15; upper secondary education, gymnasium, vocational school: 3-4 years, age 15-19; post-secondary vocational education: high level of post-secondary education, professional studies from 6 months up to 2 years, age 19-24; tertiary education: bachelor, master, PhD-studies, age 19-26

Source: Kosovo Agency of Statistics, Census 2011

## Secondary education


Table 9 Secondary schools: number and students

	Novobërdë	Kosovo	Share of Novobërdë in Kosovo in %
Number of secondary schools	n/a	95	-
Number of students in secondary schools	49	99,578	0.05

n/a...MEST does not provide (reliable) information on the number of vocational schools– according to the OSCE Municipal Profile of Novobërdë (2014), there are 3 secondary schools

Source: Number of secondary schools: Ministry of Education, Science and Technology (MEST), 2014; Number of students in secondary schools: Kosovo Agency of Statistics, Education Statistics 2014

with funding from

 Austrian  
Development Cooperation



Schweizerische Eidgenossenschaft  
Confédération suisse  
Confederazione Svizzera  
Confederaziun svizra

Swiss Agency for Development  
and Cooperation SDC

co-financed by



Ministry of Trade  
and Industry





**Table 10** Types and areas of education of secondary schools

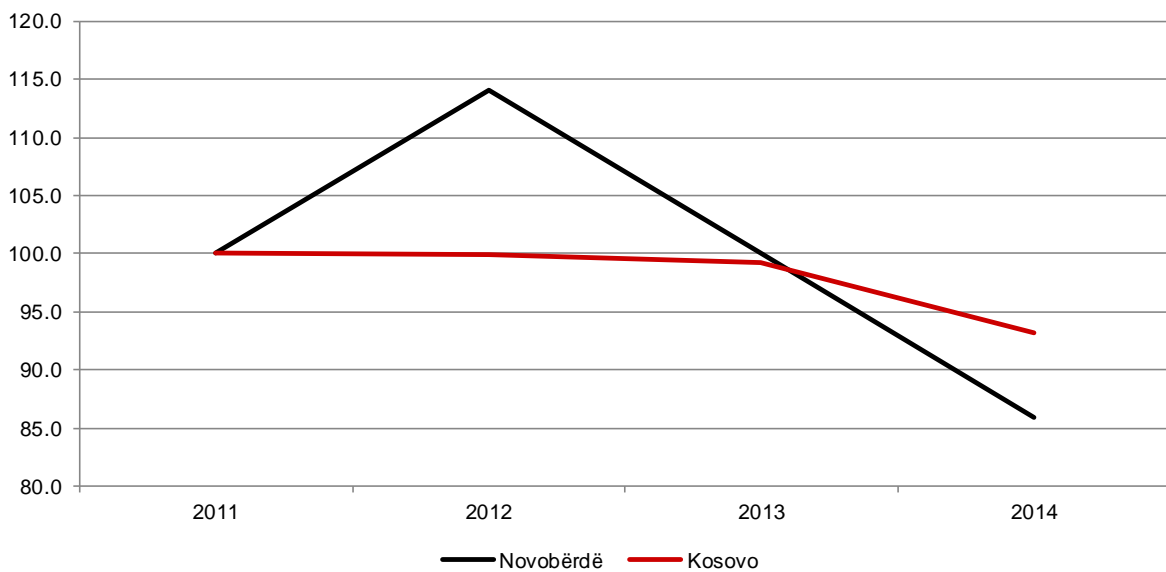
Type of secondary school	Number of schools	Existence (X for Yes)	Area of education
Gymnasium	0	-	-
Vocational school	n/a	-	Chemistry, non-metals and graphics
		-	Culture, art and public information
		-	Economy and law
		-	Electrical engineering
		-	Forestry and wood processing
		-	Geodesy and construction
		-	Health and social protection
		-	Machinery and metal processing
		-	Textile and leather
		-	Trade, hospitality and tourism
		-	Mining, metallurgy and geology
		-	Natural sciences - mathematics
-	Traffic		

n/a...(Reliable) information not available

Source: Ministry of Education, Science and Technology (MEST), 2014; own research by KOSME, 2014

**Figure 5** Development of the number of students in secondary schools, 2011-2014

Index (2011=100)



Source: Kosovo Agency of Statistics, Education Statistics 2011-2014

with funding from



### Tertiary education

There are no tertiary education institutions in Novobërdë (2014).

### Adult education

**Table 11 Existence of vocational training services for adults**

Fields / areas	Kind of vocational training for adults
ICT (information and communication technology)	n/a
Business and management	n/a
Engineering and technology	n/a
Construction (e.g. house-painter, bricklayer, plumber...)	n/a
Languages	n/a
Personality development and communication skills	n/a

Note: Vocational training for adults comprises all public and private vocational learning and training for adults after leaving initial education and training (initial education and training = formal education system, usually before entering working life). It includes work- and career-oriented learning (obtaining new qualifications, up-skilling or re-skilling for employment) but also learning for personal development.

The list of vocational training services is not exhaustive, since not all approached training providers presented information on their training courses.

n/a...There is no information on training opportunities in this field

Source: Municipality; Ministry of Education, Science and Technology (MEST), 2014

with funding from



Schweizerische Eidgenossenschaft  
Confédération suisse  
Confederazione Svizzera  
Confederaziun svizra

Swiss Agency for Development and Cooperation SDC

co-financed by





### 1.4.3. Infrastructure, business support services and events

#### Traffic infrastructure

Travel distance in km from the centre of the municipality to the next highway or upper-level road:  
12.6 km (Source: Municipality; Google Maps, 2014)

#### Existence of business support services

Table 12 Availability of business support services

Business support services	Availability in Novobërdë		Availability in Kosovo		Share of Novobërdë in Kosovo in %
	Absolute	Per 100 enterprises*	Absolute	Per 100 enterprises*	
Business registration centre <sup>1</sup>	1	-	30	-	-
Banks (including branches) <sup>2</sup>	0	-	243	0.5	-
Lawyers <sup>3</sup>	n/a	-	852	1.9	-
Business consultancies <sup>3</sup>	n/a	-	383	0.8	-
Tax consultancies <sup>3</sup>	n/a	-	636	1.4	-

Note: Lawyers, business consultancies and tax consultancies according to NACE Rev. 2

\* Novobërdë: 39 enterprises; Kosovo: 46,032 enterprises

n/a...(Reliable) information not available

Source: <sup>1</sup> Ministry of Trade and Industry (MTI), 2014; <sup>2</sup> Banks operating in Kosovo, 2014; <sup>3</sup> Tax Administration of Kosovo (ATK), 2014

with funding from

co-financed by



## Existence of chambers

Table 13 Availability of chambers

	Name of chamber
Novobërdë	There is no chamber in the municipality
District of Prishtina	<ul style="list-style-type: none"> <li>• American Chamber of Commerce in Kosovo (AmCham)</li> <li>• Kosovo Chamber of Commerce (KCC)</li> <li>• Business Alliance of Kosovo (AKB, Aleanca Kosovare e Bizneseve)</li> <li>• Kosovo German Chamber of Commerce (KGCC)</li> <li>• Kosovo Turkey Chamber of Commerce (KTCC)</li> <li>• Dutch Chamber of Commerce (DCC)</li> <li>• British Chamber of Commerce in Kosovo (BCCK)</li> <li>• Kosovo Women’s Chamber of Commerce (KWCC)</li> <li>• Kosova Malaysia Chamber of Commerce (OEKM, Oda Ekonomike Kosovë Malajzi)</li> <li>• Kosovar-Arab Chamber of Commerce for Cooperation and Development (CHCKACD) - Oda Ekonomike Kosovaro-Arabe për Bashkëpunim dhe Zhvillim (OEKABZH)</li> <li>• Oda Ekonomike Franco – Kosovare (OEFK)</li> <li>• Oda Ekonomike e Diaspores Shqiptare (OEDSH)</li> <li>• Kosovar-Arab Chamber for Friendship and Economic Cooperation - Oda Kosovaro Arabe për Miqësi dhe Bashkëpunim Ekonomik (OKAMBE)</li> <li>• Indo-Kosovo Chamber of Commerce (IKCOC)</li> </ul>

Source: Ministry of Public Administration, 2014

## Existence of business incubators, economic zones and technology parks

There is an initiative to create a free economic zone in Gjilan / Novobërdë, but so far, no further information exists (Source: Ministry of Trade and Industry – MTI, 2014).

## Existence of financial support for businesses

There is no financial support e.g. grants and micro finance on municipal level.

with funding from

co-financed by



### Existence of B2B events and trade fairs

There is no information on any B2B events and fairs in Novobërdë (Source: Kosovo Chamber of Commerce, KIESA - Kosovo Investment and Enterprise Support Agency, 2014).

#### 1.4.4. Municipal administration

### Municipal budget

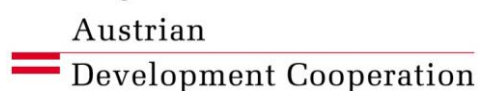
Table 14 Municipal budget

Budget	Budget of Novobërdë in € (2014)			Total budget of all municipalities of Kosovo in € (2014)		
	Absolute	Per capita	Change of budget 2012-2014 in %	Absolute	Per capita	Change of budget 2012-2014 in %
Public services, civil protection, emergency	117,976	17.5	+38.8	61,349,364	33.7	+12.0
Total budget	2,071,067	307.8	-9.1	389,518,818	214.0	+5.9
Share of public services, civil protection, emergency in total budget	5.7	-	+2.0	15.8	-	+0.9

Note: Public services, civil protection, emergency include road infrastructure, public infrastructure, fire prevention and inspections, management of natural disasters and water management

Source: Ministry of Finance; Assembly of Republic of Kosovo, 2014

with funding from



Schweizerische Eidgenossenschaft  
Confédération suisse  
Confederazione Svizzera  
Confederaziun svizra

Swiss Agency for Development and Cooperation SDC

co-financed by





**Transparency on municipal taxes and fees**

Access to written information on municipal taxes and fees e.g. on municipal websites and in municipalities itself (written documents)

Table 15 Transparency on municipal taxes and fees

Availability of written information (documents)	Yes	No
Available on the municipality website	-	X
Publicly available at the municipality building (e.g. brochure at the entrance)	X*	-
Available only upon request	X	-
Not available at all	-	-

\* Brochures about paying taxes

Source: Municipality, 2014

**Opening hours of local authorities**

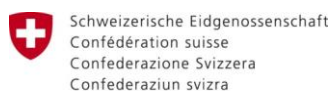
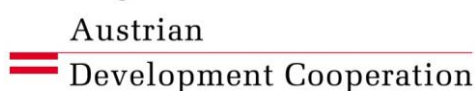
08:00-16:00

Source: Municipality, 2014

**Municipality website**

<https://kk.rks-gov.net/novoberde/>

with funding from



Swiss Agency for Development and Cooperation SDC

co-financed by

