



Municipality fact sheet for Leposaviq / Leposavič

1.1. Overview

Population
<ul style="list-style-type: none"> Population density of 25 inhabitants/km² is the lowest of all municipalities in Kosovo (average: 159)
Performance of the local business sector
<ul style="list-style-type: none"> No reliable information available
Municipal taxes and fees related to businesses
<ul style="list-style-type: none"> No information available
Supply of human resources
<ul style="list-style-type: none"> No reliable information available
Infrastructure, business support services and events
<ul style="list-style-type: none"> Availability of banks No business registration centre, no reliable information on lawyers, business consultancies and tax consultancies No chambers No business incubators, economic zones and technology parks No financial support for businesses
Municipal administration
<ul style="list-style-type: none"> Municipal budget: share of public services, civil protection and emergency in total budget (3.0 %) is considerably lower as compared to the Kosovar average (15.8 %) Information on municipal taxes and fees not available on municipality website

with funding from



co-financed by





1.2. Population

Table 1 Area, population and population density

	Leposaviq	Kosovo	Share of Leposaviq in Kosovo in %
Area in km ²	750	11,187	6.7
Total population	18,600 ¹	1,819,785	1.0
Population density (inhabitants per km ²)	25	159	-

¹ according to OSCE Municipal Profile of Leposaviq 2014 (source: municipal administration)

Source: Kosovo Agency of Statistics, Census 2011

There is no information on the population by age groups, gender and ethnic distribution as well as the main source of livelihood.

1.3. Performance of the local business sector

There is no reliable information on the number of businesses and employees, business entries and business exits, the development of SMEs as well as businesses by sector, size and legal form.

The database of the Tax Administration of Kosovo (ATK), which includes enterprises that are paying taxes, does not comprise a sufficient number of businesses from this municipality to allow non-biased statements.

According to the OSCE Municipal Profile of Leposaviq (2014), the economy is mainly based on agriculture and small trade businesses.

with funding from



co-financed by





1.4. Local business environment

1.4.1. Municipal taxes and fees related to businesses¹

There is no information available on the following municipal taxes and fees:

- Immovable property tax
- Business license fees
- Permit fees for construction and demolition of buildings and other structures
- Municipal administrative fees
- Other municipal fees

1.4.2. Supply of human resources

Employment and unemployment

There is no information on the working-age population (15-64 years), economically active people (=labour force, 15-64 years) as well as aspects of employment and unemployment.

Educational attainment of the population

There is no information on the completed educational level of the population aged 15 and over.

Secondary and tertiary education

The Ministry of Education, Science and Technology (MEST) does not provide any data on secondary and tertiary education in Leposaviq. However, according to the OSCE Municipal Profile of Leposaviq (2014), there are two secondary schools with 385 students.

Moreover, there are three faculties (pedagogy, sport and agronomy) as well as one college (economics). The faculties are part of the public university in Mitrovicë Veriore.

¹ According to the Law on local government finance (No. 03/L-049), chapter II "Municipal Taxes and Fees", p.7-11

with funding from

co-financed by



Adult education

Table 2 Existence of vocational training services for adults

Fields / areas	Kind of vocational training for adults
ICT (information and communication technology)	n/a
Business and management	n/a
Engineering and technology	n/a
Construction (e.g. house-painter, bricklayer, plumber...)	n/a
Languages	n/a
Personality development and communication skills	n/a

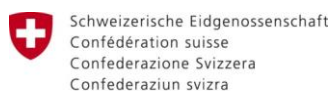
Note: Vocational training for adults comprises all public and private vocational learning and training for adults after leaving initial education and training (initial education and training = formal education system, usually before entering working life). It includes work- and career-oriented learning (obtaining new qualifications, up-skilling or re-skilling for employment) but also learning for personal development.

The list of vocational training services is not exhaustive, since not all approached training providers presented information on their training courses.

n/a...There is no information on training opportunities in this field

Source: Municipality; Ministry of Education, Science and Technology (MEST), 2014

with funding from



Swiss Agency for Development and Cooperation SDC

co-financed by





1.4.3. Infrastructure, business support services and events

Traffic infrastructure

Travel distance in km from the centre of the municipality to the next highway or upper-level road:
1 km (Source: Municipality; Google Maps, 2014)

Existence of business support services

Table 3 Availability of business support services

Business support services	Availability in Leposaviq		Availability in Kosovo		Share of Leposaviq in Kosovo in %
	Absolute	Per 100 enterprises*	Absolute	Per 100 enterprises*	
Business registration centre ¹	0	-	30	-	-
Banks (including branches) ²	3	n/a	243	0.5	1.2
Lawyers ³	n/a	-	852	1.9	-
Business consultancies ³	n/a	-	383	0.8	-
Tax consultancies ³	n/a	-	636	1.4	-

Note: Lawyers, business consultancies and tax consultancies according to NACE Rev. 2

* Leposaviq: Number of businesses not available; Kosovo: 46,032 enterprises

n/a...(Reliable) information not available

Source: ¹ Ministry of Trade and Industry (MTI), 2014; ² Banks operating in Kosovo, 2014; ³ Tax Administration of Kosovo (ATK), 2014

with funding from



co-financed by



Existence of chambers

Table 4 Availability of chambers

	Name of chamber
Leposaviq	There is no chamber in the municipality
District of Mitrovicë	<ul style="list-style-type: none"> • Kosovo Chamber of Commerce (KCC) • Business Alliance of Kosovo (AKB, Aleanca Kosovare e Bizneseve)

Source: Ministry of Public Administration, 2014

Existence of business incubators, economic zones and technology parks

There are no business incubators, economic zones or technology parks in Leposaviq (Source: Ministry of Trade and Industry - MTI, 2014).

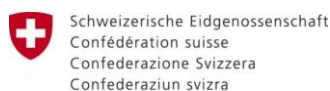
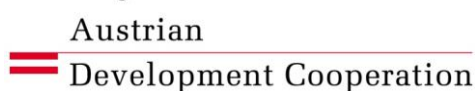
Existence of financial support for businesses

There is no financial support e.g. grants and micro finance on municipal level (2014).

Existence of B2B events and trade fairs

There is no information on any B2B events and fairs in Leposaviq (Source: Kosovo Chamber of Commerce, KIESA - Kosovo Investment and Enterprise Support Agency, 2014).

with funding from



Swiss Agency for Development and Cooperation SDC

co-financed by





1.4.4. Municipal administration

Municipal budget


Table 5 Municipal budget

Budget	Budget of Leposaviq in € (2014)			Total budget of all municipalities of Kosovo in € (2014)		
	Absolute	Per capita	Change of budget 2012-2014 in %	Absolute	Per capita	Change of budget 2012-2014 in %
Public services, civil protection, emergency	88,280	4.7	+3.5	61,349,364	33.7	+12.0
Total budget	2,983,842	160.4	+1.1	389,518,818	214.0	+5.9
Share of public services, civil protection, emergency in total budget	3.0	-	+0.1	15.8	-	+0.9

Note: Public services, civil protection, emergency include road infrastructure, public infrastructure, fire prevention and inspections, management of natural disasters and water management

Source: Ministry of Finance; Assembly of Republic of Kosovo, 2014

with funding from

 Austrian
Development Cooperation



Schweizerische Eidgenossenschaft
Confédération suisse
Confederazione Svizzera
Confederaziun svizra

Swiss Agency for Development
and Cooperation SDC

co-financed by



Ministry of Trade
and Industry



Transparency on municipal taxes and fees

Access to written information on municipal taxes and fees e.g. on municipal websites and in municipalities itself (written documents)

Table 6 Transparency on municipal taxes and fees

Availability of written information (documents)	Yes	No
Available on the municipality website	-	X
Publicly available at the municipality building (e.g. brochure at the entrance)	n/a	n/a
Available only upon request	n/a	n/a
Not available at all	n/a	n/a

n/a...Information not available, as municipality has not been contacted / visited

Source: Municipality, 2014

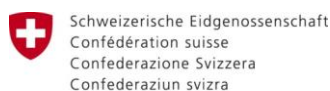
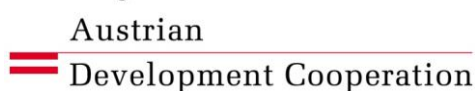
Opening hours of local authorities

Information not available

Municipality website

<https://kk.rks-gov.net/leposaviq/>

with funding from



Swiss Agency for Development and Cooperation SDC

co-financed by



Ministry of Trade and Industry