



## Municipality fact sheet for Kllokot / Klokot

### 1.1. Overview

<b>Population</b>
<ul style="list-style-type: none"> <li>Population density of 109 inhabitants/km<sup>2</sup> is below the Kosovar average (159)</li> <li>Ethnic distribution: 46 % are Serbs</li> <li>Work as main source of livelihood (24.0 %) is somewhat less pronounced (Kosovo: 28.9 %); other sources and social care play a major role as compared to Kosovo as a whole</li> </ul>
<b>Performance of the local business sector</b>
<ul style="list-style-type: none"> <li>No reliable information available</li> </ul>
<b>Municipal taxes and fees related to businesses</b>
<ul style="list-style-type: none"> <li>Immovable property tax</li> <li>Annual business license fees, annual professional business license fees</li> <li>Permit fees for construction and demolition of buildings and other structures</li> <li>Fees for the change of land use</li> </ul>
<b>Supply of human resources</b>
<ul style="list-style-type: none"> <li>The participation rate (39.4 %) and the employment rate (23.0 %) are below the Kosovar average (participation rate: 44.7 %, employment rate: 24.7 %)</li> <li>The unemployment rate (41.5 %) is also below average (Kosovo: 44.8 %)</li> <li>Educational attainment of the population: the share of people with upper secondary and post-secondary education is higher than for Kosovo in total, tertiary education is underrepresented</li> <li>No tertiary education institutions</li> </ul>
<b>Infrastructure, business support services and events</b>
<ul style="list-style-type: none"> <li>Availability of banks</li> <li>No business registration centre, no reliable information on lawyers, business consultancies and tax consultancies; no chambers</li> <li>No business incubators, economic zones and technology parks</li> <li>No financial support for businesses</li> </ul>
<b>Municipal administration</b>
<ul style="list-style-type: none"> <li>Municipal budget: share of public services, civil protection and emergency in total budget (2.4 %) is considerably below the Kosovar average (15.8 %)</li> <li>Information on municipal taxes and fees available on the municipality website</li> </ul>

with funding from



co-financed by





## 1.2. Population

### Area and population

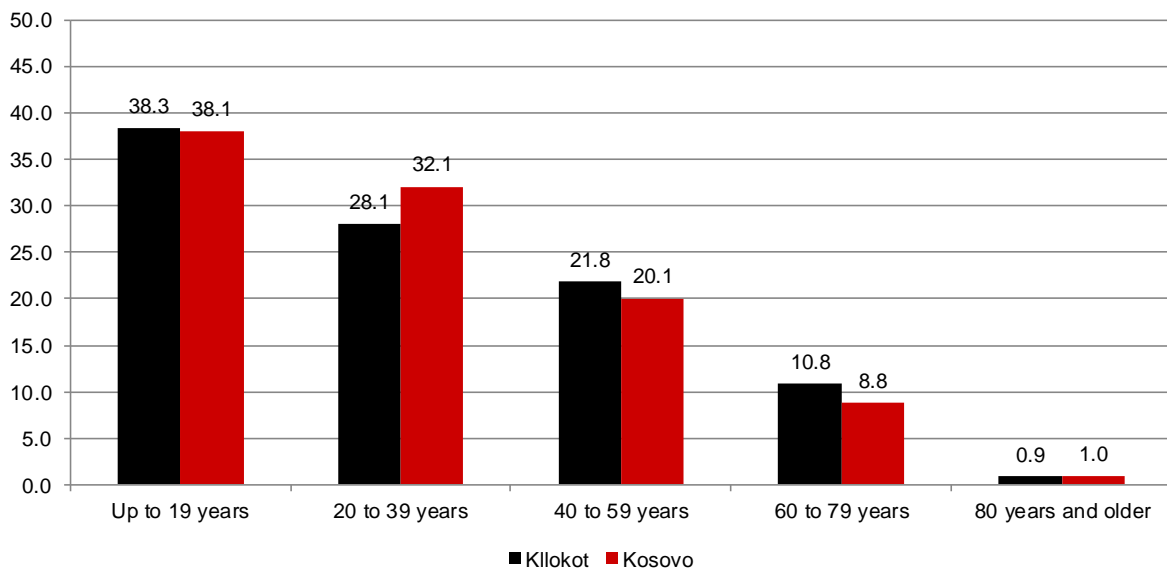
Table 1 Area, population and population density

	Klllokot	Kosovo	Share of Klllokot in Kosovo in %
Area in km <sup>2</sup>	23	11,187	0.2
Total population	2,556	1,819,785	0.1
Population density (inhabitants per km <sup>2</sup> )	109	159	-

Source: Kosovo Agency of Statistics, Census 2011


### Age of the population

Figure 1 Population by age groups, in %



Source: Kosovo Agency of Statistics, Census 2011

with funding from

 **Austrian**  
**Development Cooperation**



Schweizerische Eidgenossenschaft  
Confédération suisse  
Confederazione Svizzera  
Confederaziun svizra

Swiss Agency for Development  
and Cooperation SDC

co-financed by

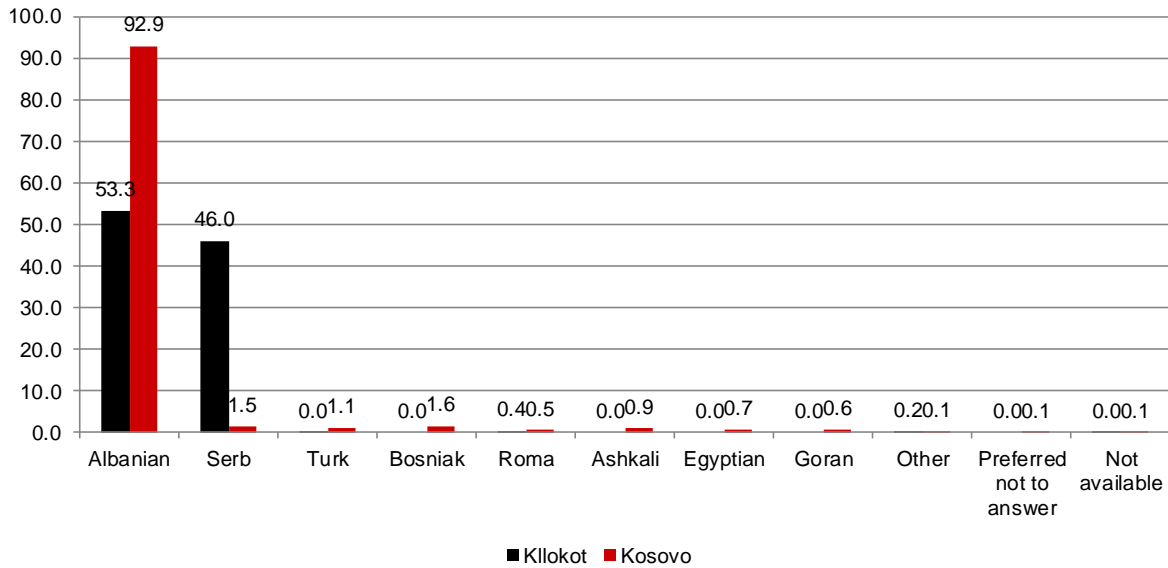


Ministry of Trade  
and Industry



## Ethnic distribution

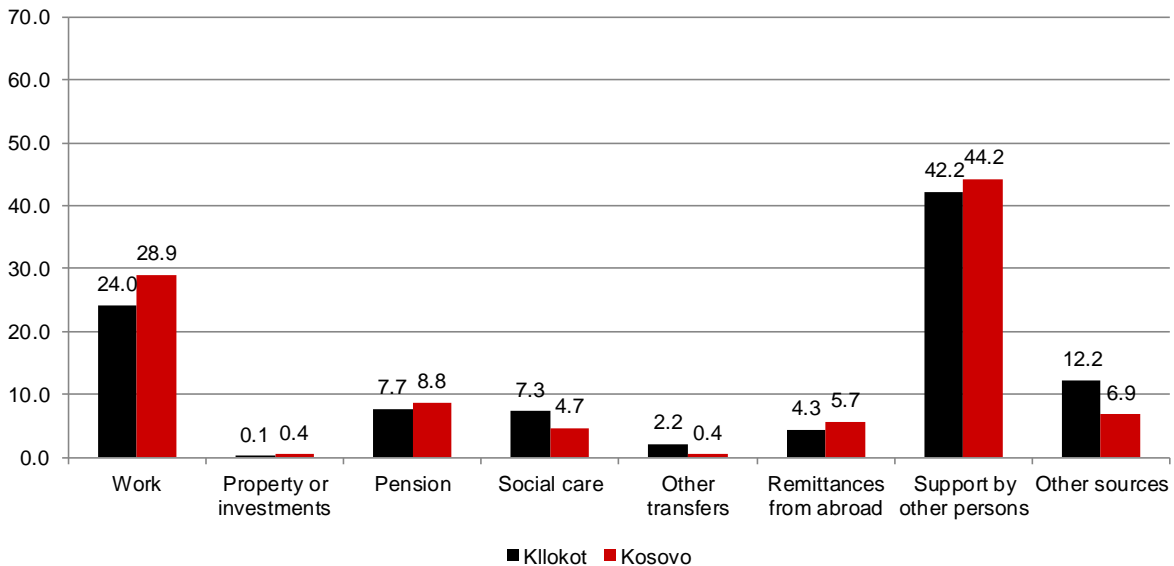
Figure 2 Population by ethnic background, in %



Source: Kosovo Agency of Statistics, Census 2011

## Sources of livelihood

Figure 3 Population<sup>1</sup> by first main source of livelihood<sup>2</sup>, in %



<sup>1</sup> Population 15 years and older

<sup>2</sup> The first main source of income from which all of a person's expenditure was financed during the last 12 months

Source: Kosovo Agency of Statistics, Census 2011

with funding from



Schweizerische Eidgenossenschaft  
Confédération suisse  
Confederazione Svizzera  
Confederaziun svizra

Swiss Agency for Development and Cooperation SDC

co-financed by





### 1.3. Performance of the local business sector

There is no reliable information on the number of businesses and employees, business entries and exits, the development of SMEs as well as businesses by sector, size and legal form.

According to the OSCE Municipal Profile of Kllokot (2013), the economy is mainly based on natural resources (mineral water), tourism (two private spas), agriculture and small trade businesses.

### 1.4. Local business environment

#### 1.4.1. Municipal taxes and fees related to businesses<sup>1</sup>

##### Immovable property tax

Table 2 Immovable property tax<sup>1</sup>

	Existence (X for yes)	Details
Annual property tax	X	See table 3; information on property values by categories and value zones was not available
Property transfer tax <sup>2</sup>	-	-

<sup>1</sup> According to the Law on local government finance (No. 03/L-049), Art. 9 “Immovable Property Tax”, p.7

<sup>2</sup> Municipal tax on real estate transaction

Source: Municipality of Kllokot, 2010

<sup>1</sup> According to the Law on local government finance (No. 03/L-049), chapter II “Municipal Taxes and Fees”, p.7-11

with funding from

co-financed by



**Table 3 Property tax rates, in %**

Type of property	Tax rate in %
Residential (housing)	0.11
Residential (apartment)	0.11
Commercial	0.23
Industrial	0.15
Agricultural	0.12
Abandoned	0.07
Garages	0.08
Swimming pools and sports fields	0.23

Source: Municipality of Klllokot, 2010

### Business license fees

**Table 4 Business license fees<sup>1</sup>**

	Existence (X for yes)	Details
Annual business license fee <sup>2</sup>	X	73 different fees depending on the type of business activity, ranging from € 30 to € 200
Annual professional business license fee <sup>3</sup>	X	29 different fees depending on the type of profession, ranging from € 50 to € 250

<sup>1</sup> According to the Law on local government finance (No. 03/L-049), Art. 10 and Art. 11, p.7-9

<sup>2</sup> Business activity: retail sales, food processing, handicraft, hotel and restaurant services, banking activities and financial services, insurance, and other business activities

<sup>3</sup> Business activity: professional services, accountants, lawyers, doctors, dentists and other professions

Source: Municipality of Klllokot, 2010

with funding from



co-financed by





## Permit fees for construction and demolition of buildings and other structures

**Table 5 Permit fees for construction and demolition of buildings and other structures<sup>1</sup>**

	Existence (X for yes)	Details
Construction permit fee <sup>2</sup>	X	Zone I: € 2/m <sup>2</sup> Zone II: € 1.5/m <sup>2</sup> Zone III: € 1/m <sup>2</sup> Zone IV: € 0.5/m <sup>2</sup> Zone V: € 0.25/m <sup>2</sup>

<sup>1</sup> According to the Law on local government finance (No. 03/L-049), Art. 14, p.10

<sup>2</sup> Same formula for all municipalities: (Administrative costs of issuing permits / Number of permits issued in previous year) x Surface (square meters) of construction

Source: Municipality of Klllokot, 2010

## Municipal administrative fees

**Table 6 Municipal administrative fees<sup>1</sup>**

Inspection and supervisory fees, such as...	Existence (X for yes)	Details
...construction and demolition of buildings and other structures	-	-
...sanitary and hygienic inspection <sup>2</sup>	-	-
...agriculture inspection	-	-

<sup>1</sup> According to the Law on local government finance (No. 03/L-049), Art. 13, p.10

<sup>2</sup> Inspection of sanitary conditions, safety of the premise etc.

Source: Municipality of Klllokot, 2010

with funding from



co-financed by





## Other municipal fees

Table 7 Other municipal fees<sup>1</sup>

	Existence (X for yes)	Details
Change of land use	X	Class 1-4: € 1/m <sup>2</sup> Class 5-6: € 0.75/m <sup>2</sup> Class 7-8: € 0.50/m <sup>2</sup>

<sup>1</sup> According to the Law on local government finance (No. 03/L-049), Art. 15, p.10

Source: Municipality of Klllokot, 2010

### 1.4.2. Supply of human resources

#### Employment and unemployment

Table 8 Employment and unemployment

	Klllokot	Kosovo
Working-age population (15-64 years)	1,672	1,135,463
Total labour force <sup>1</sup>	658	508,100
Participation rate in % <sup>2</sup>	39.4	44.7
Number of employed persons <sup>3</sup>	385	280,454
Employment rate in % <sup>4</sup>	23.0	24.7
Number of unemployed persons <sup>5</sup>	273	227,646
Unemployment rate in % <sup>6</sup>	41.5	44.8

<sup>1</sup> Labour force: The number of working-age people (15-64 years) who are economically active. The economically active consist of the employed and the registered unemployed (job seekers).

<sup>2</sup> Participation rate: Proportion of the working-age population (15-64 years) that is economically active

<sup>3</sup> Employed person: Person who works in a job where an explicit or implicit contract of employment exists and gives the person a basic remuneration or person that performs seasonal, agricultural or other temporary work from which this person derives a source of livelihood, in cash or in kind, regardless of being socially insured.


<sup>4</sup> Employment rate: Proportion of the working-age population (15-64 years) that is employed

<sup>5</sup> Unemployed person: Someone not currently working (neither in paid employment nor in self-employment), but currently available for work and actively looking for any kind of paid work.

<sup>6</sup> Unemployment rate: Proportion of the labour force that is unemployed

Source: Kosovo Agency of Statistics, Census 2011

with funding from

 Austrian  
Development Cooperation



Schweizerische Eidgenossenschaft  
Confédération suisse  
Confederazione Svizzera  
Confederaziun svizra

Swiss Agency for Development  
and Cooperation SDC

co-financed by

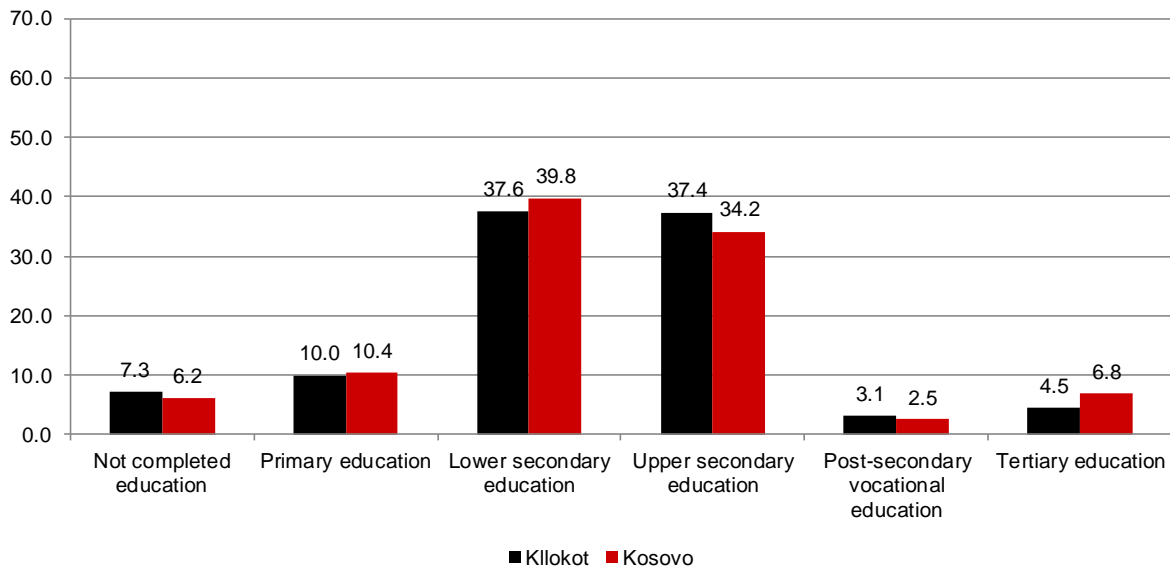


Ministry of Trade  
and Industry



## Educational attainment of the population

Figure 4 Population<sup>1</sup> by completed educational level<sup>2</sup>, in %



<sup>1</sup> Population 15 years and older

<sup>2</sup> Primary education: 5 years, age 6-11; lower secondary education: 4 years, age 12-15; upper secondary education, gymnasium, vocational school: 3-4 years, age 15-19; post-secondary vocational education: high level of post-secondary education, professional studies from 6 months up to 2 years, age 19-24; tertiary education: bachelor, master, PhD-studies, age 19-26

Source: Kosovo Agency of Statistics, Census 2011

## Secondary education

Table 9 Secondary schools: number and students

	Kllokot	Kosovo	Share of Kllokot in Kosovo in %
Number of secondary schools	n/a	95	-
Number of students in secondary schools	151*	99,578	0.1*

n/a...(Reliable) information not available; according to the OSCE Municipal Profile of Kllokot (2013), there is one secondary school

\* Data only available for 2013

Source: Number of secondary schools: Ministry of Education, Science and Technology (MEST), 2014; Number of students in secondary schools: Kosovo Agency of Statistics, Education Statistics 2013 and 2014

with funding from

Austrian  
Development Cooperation

Schweizerische Eidgenossenschaft  
Confédération suisse  
Confederazione Svizzera  
Confederaziun svizra

Swiss Agency for Development  
and Cooperation SDC

co-financed by







**Table 10 Types and areas of education of secondary schools**

Type of secondary school	Number of schools	Existence (X for Yes)	Area of education
Gymnasium	n/a	-	-
Vocational school	n/a	-	Chemistry, non-metals and graphics
		-	Culture, art and public information
		-	Economy and law
		-	Electrical engineering
		-	Forestry and wood processing
		-	Geodesy and construction
		-	Health and social protection
		-	Machinery and metal processing
		-	Textile and leather
		-	Trade, hospitality and tourism
		-	Mining, metallurgy and geology
		-	Natural sciences - mathematics
-	Traffic		

n/a...(Reliable) information not available; according to the OSCE Municipal Profile of Kllokot (2013), there is one secondary school

Source: Ministry of Education, Science and Technology (MEST), 2014; own research by KOSME, 2014

### Tertiary education

There are no tertiary education institutions in Kllokot (2014).

with funding from



co-financed by





**Adult education**

**Table 11 Existence of vocational training services for adults**

Fields / areas	Kind of vocational training for adults
ICT (information and communication technology)	n/a
Business and management	n/a
Engineering and technology	n/a
Construction (e.g. house-painter, bricklayer, plumber...)	n/a
Languages	n/a
Personality development and communication skills	n/a

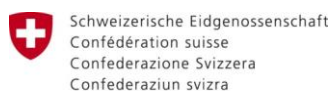
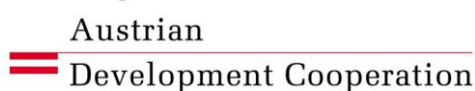
Note: Vocational training for adults comprises all public and private vocational learning and training for adults after leaving initial education and training (initial education and training = formal education system, usually before entering working life). It includes work- and career-oriented learning (obtaining new qualifications, up-skilling or re-skilling for employment) but also learning for personal development.

The list of vocational training services is not exhaustive, since not all approached training providers presented information on their training courses.

n/a...There is no information on training opportunities in this field

Source: Municipality; Ministry of Education, Science and Technology (MEST), 2014

with funding from



Swiss Agency for Development and Cooperation SDC

co-financed by





### 1.4.3. Infrastructure, business support services and events

#### Traffic infrastructure

Travel distance in km from the centre of the municipality to the next highway or upper-level road:  
1 km (Source: Municipality; Google Maps, 2014)

#### Existence of business support services

Table 12 Availability of business support services

Business support services	Availability in Kllokot		Availability in Kosovo		Share of Kllokot in Kosovo in %
	Absolute	Per 100 enterprises*	Absolute	Per 100 enterprises*	
Business registration centre <sup>1</sup>	0	-	30	-	-
Banks (including branches) <sup>2</sup>	3	n/a	243	0.5	1.2
Lawyers <sup>3</sup>	n/a	-	852	1.9	-
Business consultancies <sup>3</sup>	n/a	-	383	0.8	-
Tax consultancies <sup>3</sup>	n/a	-	636	1.4	-

Note: Lawyers, business consultancies and tax consultancies according to NACE Rev. 2

\* Kllokot: Number of businesses not available; Kosovo: 46,032 enterprises

n/a...(Reliable) information not available

Source: <sup>1</sup> Ministry of Trade and Industry (MTI), 2014; <sup>2</sup> Banks operating in Kosovo, 2014; <sup>3</sup> Tax Administration of Kosovo (ATK), 2014

with funding from

co-financed by



**Existence of chambers**

Table 13 Availability of chambers

	Name of chamber
Klllokot	There is no chamber in the municipality
District of Gjilan	<ul style="list-style-type: none"> <li>• Kosovo Chamber of Commerce (KCC)</li> <li>• Business Alliance of Kosovo (AKB, Aleanca Kosovare e Bizneseve)</li> </ul>

Source: Ministry of Public Administration, 2014

**Existence of business incubators, economic zones and technology parks**

There are no business incubators, economic zones or technology parks in Klllokot (Source: Ministry of Trade and Industry - MTI, 2014).

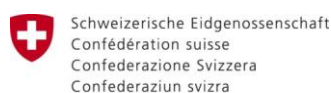
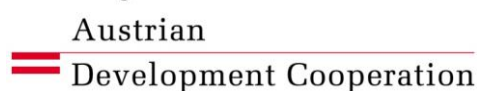
**Existence of financial support for businesses**

There is no financial support e.g. grants and micro finance on municipal level (2014).

**Existence of B2B events and trade fairs**

There is no information on any B2B events and fairs in Klllokot (Source: Kosovo Chamber of Commerce, KIESA - Kosovo Investment and Enterprise Support Agency, 2014).

with funding from



Swiss Agency for Development and Cooperation SDC

co-financed by





#### 1.4.4. Municipal administration

### Municipal budget

Table 14 Municipal budget

Budget	Budget of Kllokot in € (2014)			Total budget of all municipalities of Kosovo in € (2014)		
	Absolute	Per capita	Change of budget 2012-2014 in %	Absolute	Per capita	Change of budget 2012-2014 in %
Public services, civil protection, emergency	20,682	8.1	-88.6	61,349,364	33.7	+12.0
Total budget	872,195	341.2	-6.1	389,518,818	214.0	+5.9
Share of public services, civil protection, emergency in total budget	2.4	-	-17.2	15.8	-	+0.9

Note: Public services, civil protection, emergency include road infrastructure, public infrastructure, fire prevention and inspections, management of natural disasters and water management

Source: Ministry of Finance; Assembly of Republic of Kosovo, 2014

### Transparency on municipal taxes and fees

Access to written information on municipal taxes and fees e.g. on municipal websites and in municipalities itself (written documents)

Table 15 Transparency on municipal taxes and fees

Availability of written information (documents)	Yes	No
Available on the municipality website	X	-
Publicly available at the municipality building (e.g. brochure at the entrance)	-	X
Available only upon request	-	X
Not available at all	-	X

Source: Municipality, 2014

with funding from



co-financed by



### Opening hours of local authorities


08:00-16:00

Source: Municipality, 2014

### Municipality website

<https://kk.rks-gov.net/kllokoti/>

with funding from

 **Austrian**  
**Development Cooperation**



Schweizerische Eidgenossenschaft  
Confédération suisse  
Confederazione Svizzera  
Confederaziun svizra

**Swiss Agency for Development  
and Cooperation SDC**

co-financed by



Ministry of Trade  
and Industry