



Municipality fact sheet for Kaçanik / Kačanik

1.1. Overview

Population
<ul style="list-style-type: none"> Population density of 158 inhabitants/km² is in line with the Kosovar average (159) Ethnic distribution: nearly the whole population is Albanian (99.9 %) Main source of livelihood: other sources play a major role as compared to the Kosovar average
Performance of the local business sector
<ul style="list-style-type: none"> Number of businesses per 1,000 economically active inhabitants (73) is almost in line with the Kosovar average (76) The development of businesses is not as dynamic as the Kosovar development; employment has declined from 2010 to 2011, and only in 2013 it has reached the value of 2010 again The business entry rate (13.3 %) is nearly as high as the Kosovar value (13.6 %) – it has increased over the last years The business exit rate (14.2 %) is considerably higher than the Kosovar value (6.5 %) – while being similar to the Kosovar value in 2011 and 2012, it has doubled between 2012 and 2013 Sectoral structure of the local economy: trade, manufacturing and construction are the most important sectors; business services are underrepresented Size of businesses: OPE (65.8 %) and small businesses are dominant Legal form of businesses: 92.4 % are individual businesses (Kosovo: 85.2 %); there are no foreign companies
Municipal taxes and fees related to businesses
<ul style="list-style-type: none"> Immovable property tax Permit fees for construction and demolition of buildings and other structures Fees for the change of land use
Supply of human resources
<ul style="list-style-type: none"> The participation rate (38.4 %) and the employment rate (19.4 %) are lower than the Kosovar average (participation rate: 44.7 %, employment rate: 24.7 %) The unemployment rate (49.5 %) is higher than for Kosovo in total (44.8 %) Educational attainment of the population: the share of people with upper secondary education is higher than the Kosovar average No tertiary education institutions
Infrastructure, business support services and events
<ul style="list-style-type: none"> Availability of business registration centre, banks, lawyers and tax consultancies No business consultancies and chambers No business incubators, economic zones and technology parks Existence of financial support for businesses
Municipal administration
<ul style="list-style-type: none"> Municipal budget: share of public services, civil protection and emergency in total budget (7.1 %) is lower than the Kosovar average (15.8 %) Information on municipal taxes and fees available on the municipality website; brochures about paying taxes available at the municipality building

with funding from

co-financed by



1.2. Population

Area and population

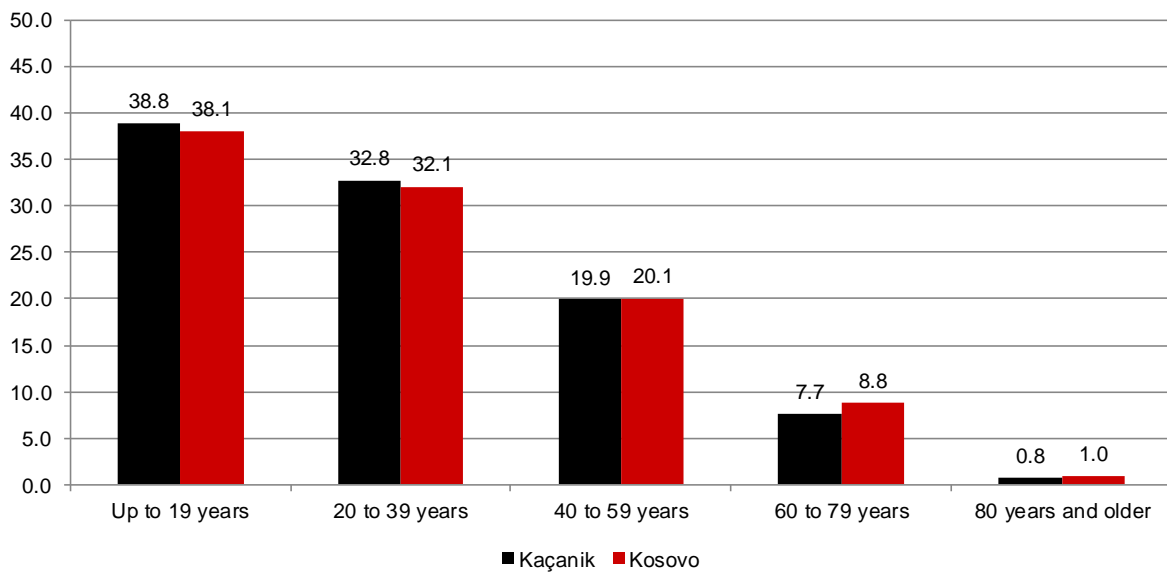
Table 1 Area, population and population density

	Kaçanik	Kosovo	Share of Kaçanik in Kosovo in %
Area in km ²	211	11,187	1.9
Total population	33,409	1,819,785	1.8
Population density (inhabitants per km ²)	158	159	-

Source: Kosovo Agency of Statistics, Census 2011


Age of the population

Figure 1 Population by age groups, in %



Source: Kosovo Agency of Statistics, Census 2011

with funding from

 **Austrian**
Development Cooperation



Schweizerische Eidgenossenschaft
Confédération suisse
Confederazione Svizzera
Confederaziun svizra

Swiss Agency for Development
and Cooperation SDC

co-financed by

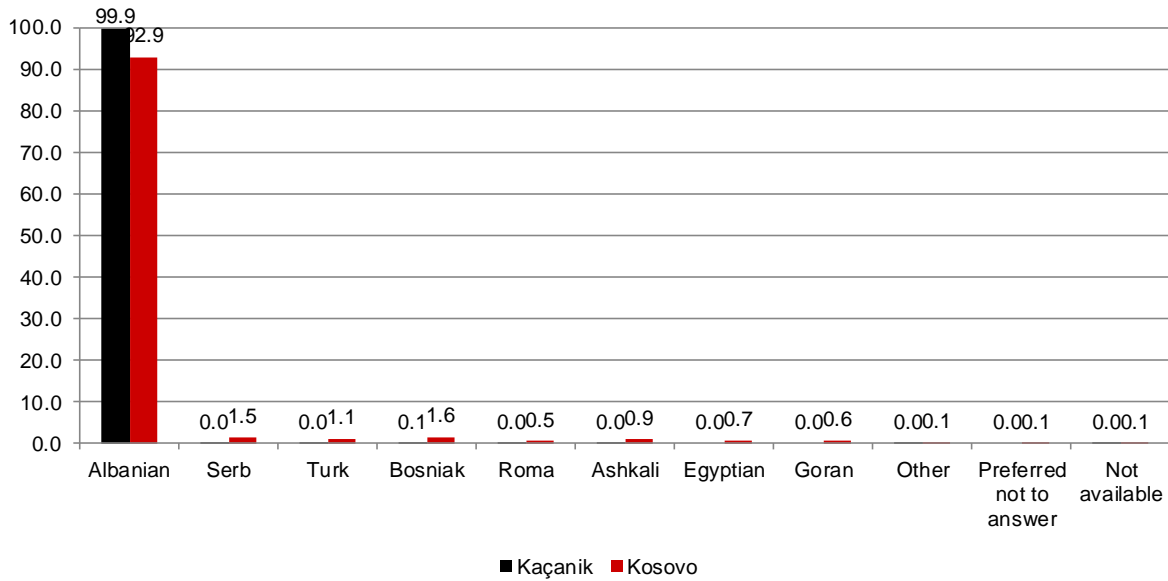


Ministry of Trade
and Industry



Ethnic distribution

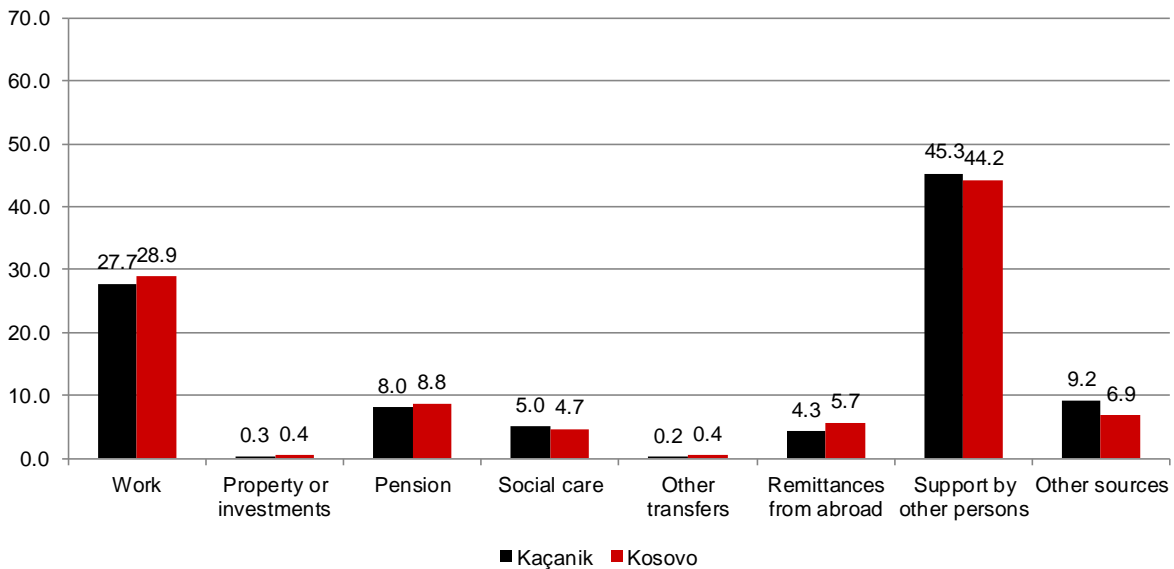
Figure 2 Population by ethnic background, in %



Source: Kosovo Agency of Statistics, Census 2011

Sources of livelihood

Figure 3 Population¹ by first main source of livelihood², in %



¹ Population 15 years and older

² The first main source of income from which all of a person's expenditure was financed during the last 12 months

Source: Kosovo Agency of Statistics, Census 2011

with funding from



1.3. Performance of the local business sector

The number of enterprises and employees are based on data from the Tax Administration of Kosovo (ATK). The database of ATK only includes enterprises that are paying taxes.

Business demography: businesses, employees, business entries and business exits

Table 2 Number of businesses and employees, business entries and business exits, 2013

	Kaçanik	Kosovo
Number of businesses ¹	649	46,032
Number of employees ²	1,470	189,623
Number of businesses per 1,000 economically active inhabitants ³	73	76
Number of business entries ⁴	86	6,253
Business entry rate ⁵	13.3	13.6
Number of business exits ⁶	92	2,987
Business exit rate ⁷	14.2	6.5

¹ Businesses registered with ATK; the sectors Public administration, defence and social security; Activities of households as employers; Activities of extraterritorial organisations; Private persons and businesses with missing sector information have been excluded.

² Annual average number of employees

³ Economically active inhabitants (=labour force): Working-age people (15-64 years) who are employed or registered as unemployed (job seekers); data from 2011

⁴ Business entries: New entries into the register of ATK

⁵ Business entry rate: Newly registered businesses as a percentage of total businesses registered with ATK

⁶ Business exits: Exits from the register of ATK

⁷ Business exit rate: Business exits as a percentage of total businesses registered with ATK

Source: Tax Administration of Kosovo (ATK), 2014; Kosovo Agency of Statistics, Census 2011

with funding from

 Austrian
Development Cooperation



Schweizerische Eidgenossenschaft
Confédération suisse
Confederazione Svizzera
Confederaziun svizra

Swiss Agency for Development
and Cooperation SDC

co-financed by



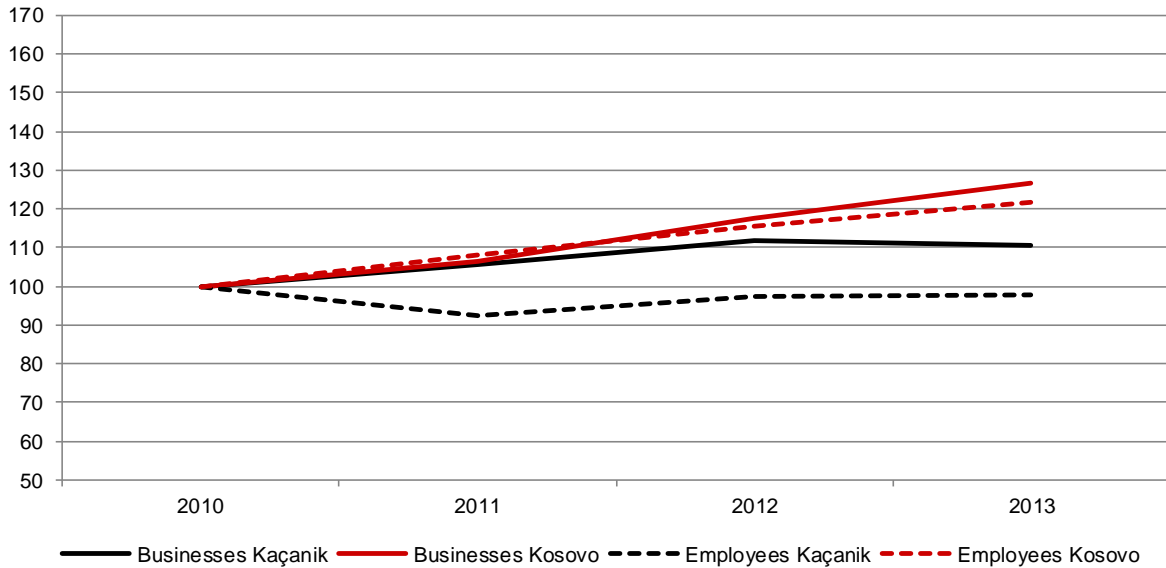
Ministry of Trade
and Industry



Development of businesses and employees

Figure 4 Development of the number of businesses and employees, 2010-2013

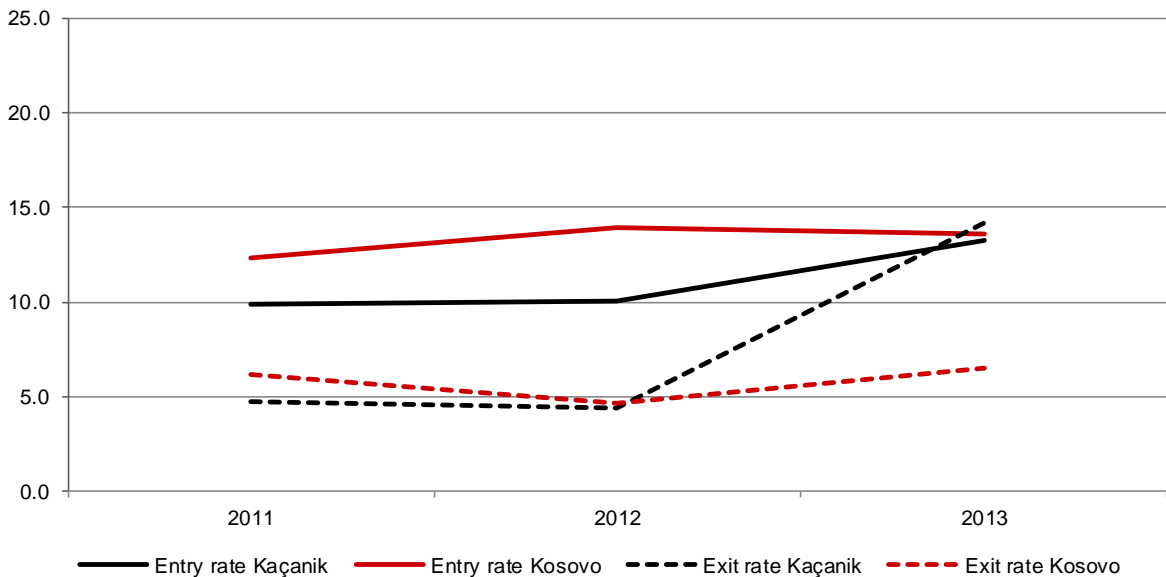
Index (2010=100)



Source: Tax Administration of Kosovo (ATK), 2014

Development of business entry and business exit rates

Figure 5 Development of business entry rates¹ and business exit rates², 2011-2013, in %



¹ Business entry rate: Newly registered businesses as a percentage of total businesses registered with ATK

² Business exit rate: Business exits as a percentage of total businesses registered with ATK

Source: Tax Administration of Kosovo (ATK), 2014

with funding from



Sectoral structure of the local economy

Table 3 Businesses and employees in businesses by sector of economic activity, 2013, in %

Sector of economic activity ¹	Kaçanik		Kosovo	
	% of enterprises	% of employees	% of enterprises	% of employees
Manufacturing ²	13.2	25.8	11.1	18.9
Energy and water supply ³	c	c	0.3	1.7
Construction	10.7	12.7	7.3	11.0
Wholesale and retail trade	42.0	33.6	43.6	33.0
Transport	8.5	6.6	5.8	5.6
Hotels and restaurants	7.7	8.0	7.7	5.5
Business services ⁴	6.6	5.7	10.4	13.4
Education	0.9	0.8	1.2	2.1
Human health	2.2	2.2	2.9	2.1
Personal services ⁵	7.7	4.3	9.7	6.7
Total ⁶	634	1,430	45,156	187,480

¹ According to NACE Rev. 2

² Manufacturing: includes mining and quarrying

³ Energy and water supply: electricity, gas, steam and air conditioning supply; water supply; sewerage, waste management and remediation activities

⁴ Business services: information and communication; financial and insurance activities; real estate activities; professional, scientific and technical activities; administrative and support service activities


⁵ Personal services: arts, entertainment and recreation; other service activities

⁶ Data refer to the non-agricultural business sector; the sectors agriculture, public administration, defence and social security; activities of households as employers; activities of extraterritorial organisations; private persons and businesses with missing sector information have been excluded.

c...Existing data, but confidential treatment for data protection reasons (absolute number of cases is less than 5)

Source: Tax Administration of Kosovo (ATK), 2014

with funding from

 Austrian
Development Cooperation



Schweizerische Eidgenossenschaft
Confédération suisse
Confederazione Svizzera
Confederaziun svizra

Swiss Agency for Development
and Cooperation SDC

co-financed by



Ministry of Trade
and Industry



Size of businesses

Table 4 Businesses and employees in businesses by enterprise size, 2013, in %

Enterprise size	Kaçanik		Kosovo	
	% of businesses	% of employees	% of businesses	% of employees
OPE ¹	65.8	29.0	56.3	13.7
2 to 4 employees	26.0	28.2	30.5	19.3
5 to 9 employees	5.1	13.2	8.2	12.5
10 to 49 employees	2.9	24.9	4.2	18.7
50 and more employees	c	4.7	0.8	35.7
Total	649	1,470	46,032	189,623

¹ OPE: One-Person-Enterprise: Businesses with less than 2 persons employed

c...Existing data, but confidential treatment for data protection reasons (absolute number of cases is less than 5)

Source: Tax Administration of Kosovo (ATK), 2014

Legal form of businesses


Table 5 Legal forms of businesses, 2013, in %


Legal form	Kaçanik	Kosovo
Individual business (B.I.)	92.4	85.2
Limited liability company (SH.P.K).	5.4	11.4
General partnership (O.P.)	1.5	1.2
Non-governmental Organisation (OJK)	c	1.1
Foreign company	-	0.5
Joint Stock Company (SH.A.)	c	0.3
Other	c	0.3
Total	649	46,032

c...Existing data, but confidential treatment for data protection reasons (absolute number of cases is less than 5)

Source: Tax Administration of Kosovo (ATK), 2014

with funding from

 **Austrian**
Development Cooperation

 Schweizerische Eidgenossenschaft
Confédération suisse
Confederazione Svizzera
Confederaziun svizra

Swiss Agency for Development
and Cooperation SDC

co-financed by



Ministry of Trade
and Industry



1.4. Local business environment

1.4.1. Municipal taxes and fees related to businesses¹

Immovable property tax

Table 6 Immovable property tax¹

	Existence (X for yes)	Details
Annual property tax	X	See table 7
Property transfer tax ²	-	-

¹ According to the Law on local government finance (No. 03/L-049), Art. 9 “Immovable Property Tax”, p.7

² Municipal tax on real estate transaction

Source: Municipality of Kaçanik, 2014

Table 7 Property tax¹: Property values by categories and value zones, in €/m², and tax rates, in %

Property categories	Zone I	Zone II	Zone III	Zone IV	Tax rates in %
Residential (housing)	300	250	200	150	0.15
Residential (apartment)	300	300	n/a	n/a	0.15
Garages	150	120	100	80	0.15
Commercial property	700	500	360	300	0.20
Industrial property	200	200	150	150	0.20
Swimming pools	140	125	110	95	0.20
Sports fields	125	110	95	85	0.20
Agricultural	100	80	60	60	0.15
Unfinished properties	120	100	80	60	0.15

¹ According to the Law on local government finance (No. 03/L-049), Art. 9 “Immovable Property Tax”, p.7

n/a...Information not available

Source: Municipality of Kaçanik, 2014

¹ According to the Law on local government finance (No. 03/L-049), chapter II “Municipal Taxes and Fees”, p.7-11

with funding from



Business license fees

Table 8 Business license fees¹

	Existence (X for yes)	Details
Annual business license fee ²	-	-
Annual professional business license fee ³	-	-

¹ According to the Law on local government finance (No. 03/L-049), Art. 10 and Art. 11, p.7-9

² Business activity: retail sales, food processing, handicraft, hotel and restaurant services, banking activities and financial services, insurance, and other business activities

³ Business activity: professional services, accountants, lawyers, doctors, dentists and other professions

Source: Municipality of Kaçanik, 2014

Permit fees for construction and demolition of buildings and other structures

Table 9 Permit fees for construction and demolition of buildings and other structures¹

	Existence (X for yes)	Details
Construction permit fee ²	X	€ 2.50/m ² for residential construction € 5.50/m ² for commercial construction € 119.10 density tax per capita

¹ According to the Law on local government finance (No. 03/L-049), Art. 14, p.10

² Same formula for all municipalities: (Administrative costs of issuing permits / Number of permits issued in previous year) x Surface (square meters) of construction

Source: Municipality of Kaçanik, 2014

Municipal administrative fees

Table 10 Municipal administrative fees¹

Inspection and supervisory fees, such as...	Existence (X for yes)	Details
...construction and demolition of buildings and other structures	-	-
...sanitary and hygienic inspection ²	-	-
...agriculture inspection	-	-

¹ According to the Law on local government finance (No. 03/L-049), Art. 13, p.10

² Inspection of sanitary conditions, safety of the premise etc.

Source: Municipality of Kaçanik, 2014

with funding from

co-financed by



Other municipal fees

Table 11 Other municipal fees¹

	Existence (X for yes)	Details
Change of land use	X	Changing agricultural land to building land: Class 1-4: € 1/m ² Class 5-6: € 0.75/m ² Class 7-8: € 0.50/m ²

¹ According to the Law on local government finance (No. 03/L-049), Art. 15, p.10

Source: Municipality of Kaçanik, 2014

1.4.2. Supply of human resources

Employment and unemployment

Table 12 Employment and unemployment

	Kaçanik	Kosovo
Working-age population (15-64 years)	21,909	1,135,463
Total labour force ¹	8,421	508,100
Participation rate in % ²	38.4	44.7
Number of employed persons ³	4,251	280,454
Employment rate in % ⁴	19.4	24.7
Number of unemployed persons ⁵	4,170	227,646
Unemployment rate in % ⁶	49.5	44.8

¹ Labour force: The number of working-age people (15-64 years) who are economically active. The economically active consist of the employed and the registered unemployed (job seekers).

² Participation rate: Proportion of the working-age population (15-64 years) that is economically active

³ Employed person: Person who works in a job where an explicit or implicit contract of employment exists and gives the person a basic remuneration or person that performs seasonal, agricultural or other temporary work from which this person derives a source of livelihood, in cash or in kind, regardless of being socially insured.


⁴ Employment rate: Proportion of the working-age population (15-64 years) that is employed

⁵ Unemployed person: Someone not currently working (neither in paid employment nor in self-employment), but currently available for work and actively looking for any kind of paid work.

⁶ Unemployment rate: Proportion of the labour force that is unemployed

Source: Kosovo Agency of Statistics, Census 2011

with funding from

 Austrian
Development Cooperation



Schweizerische Eidgenossenschaft
Confédération suisse
Confederazione Svizzera
Confederaziun svizra

Swiss Agency for Development
and Cooperation SDC

co-financed by

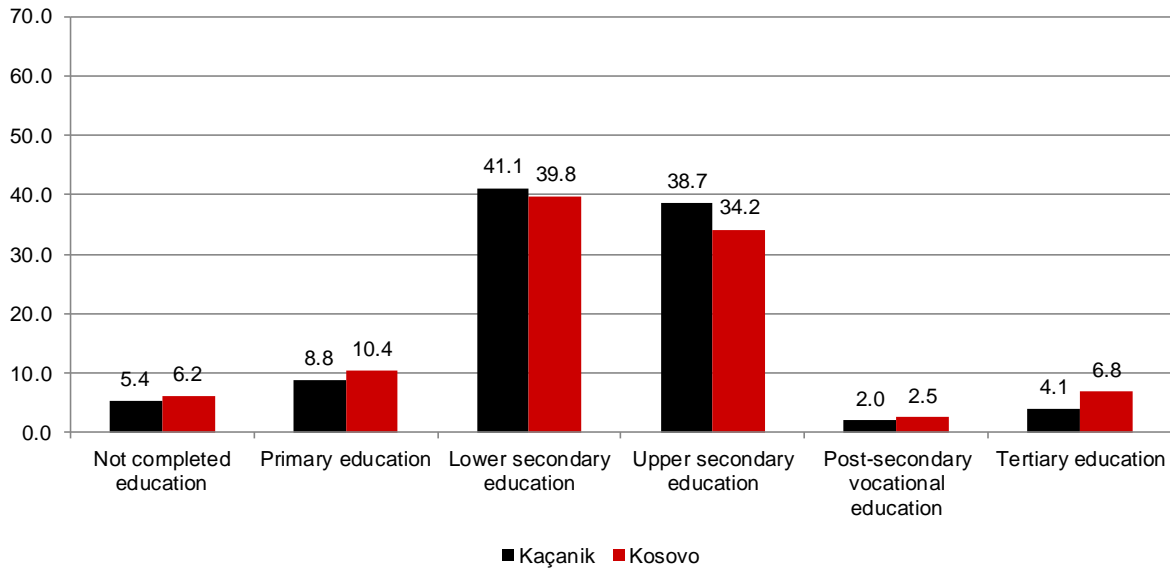


Ministry of Trade
and Industry



Educational attainment of the population

Figure 6 Population¹ by completed educational level², in %



¹ Population 15 years and older

² Primary education: 5 years, age 6-11; lower secondary education: 4 years, age 12-15; upper secondary education, gymnasium, vocational school: 3-4 years, age 15-19; post-secondary vocational education: high level of post-secondary education, professional studies from 6 months up to 2 years, age 19-24; tertiary education: bachelor, master, PhD-studies, age 19-26

Source: Kosovo Agency of Statistics, Census 2011

Secondary education

Table 13 Secondary schools: number and students

	Kaçanik	Kosovo	Share of Kaçanik in Kosovo in %
Number of secondary schools	2	95	2.1
Number of students in secondary schools	1,827	99,578	1.8

Source: Number of secondary schools: Ministry of Education, Science and Technology (MEST), 2014; Number of students in secondary schools: Kosovo Agency of Statistics, Education Statistics 2014

with funding from

 Austrian
Development Cooperation



Schweizerische Eidgenossenschaft
Confédération suisse
Confederazione Svizzera
Confederaziun svizra

Swiss Agency for Development
and Cooperation SDC

co-financed by





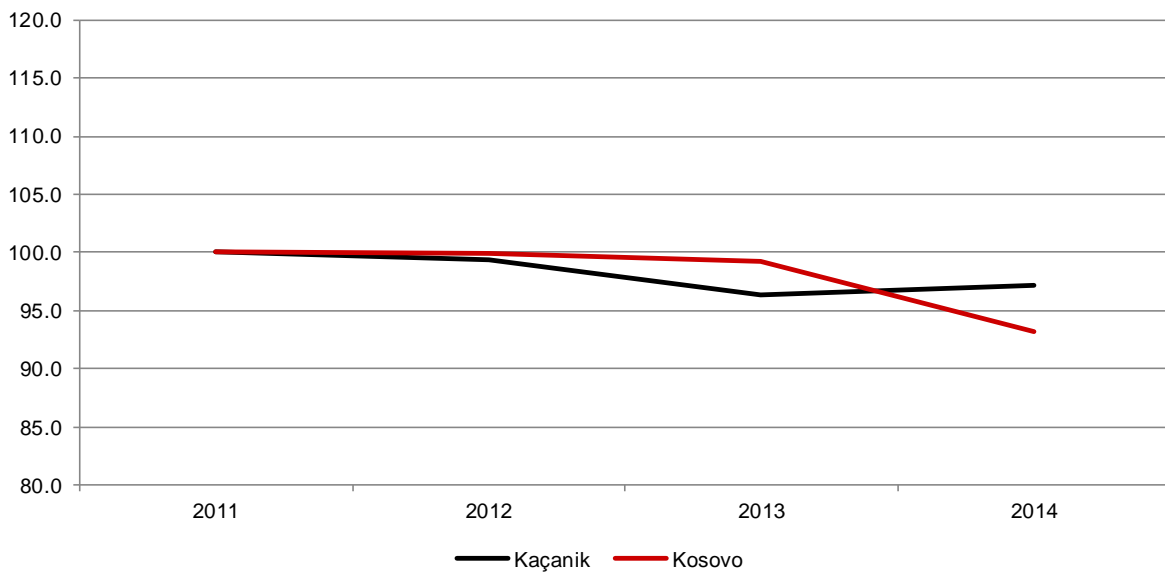
Table 14 Types and areas of education of secondary schools

Type of secondary school	Number of schools	Existence (X for Yes)	Area of education
Gymnasium	1	X	-
Vocational school	1	-	Chemistry, non-metals and graphics
		-	Culture, art and public information
		-	Economy and law
		X	Electrical engineering
		-	Forestry and wood processing
		-	Geodesy and construction
		-	Health and social protection
		X	Machinery and metal processing
		-	Textile and leather
		-	Trade, hospitality and tourism
		-	Mining, metallurgy and geology
		-	Natural sciences - mathematics
		X	Traffic

Source: Ministry of Education, Science and Technology (MEST), 2014; own research by KOSME, 2014

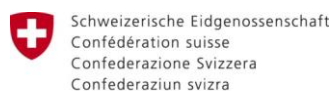
Figure 7 Development of the number of students in secondary schools, 2011-2014

Index (2011=100)



Source: Kosovo Agency of Statistics, Education Statistics 2011-2014

with funding from



Swiss Agency for Development and Cooperation SDC

co-financed by





Tertiary education

There are no tertiary education institutions in Kaçanik (2014).

Adult education

Table 15 Existence of vocational training services for adults

Fields / areas	Kind of vocational training for adults
ICT (information and communication technology)	n/a
Business and management	n/a
Engineering and technology	n/a
Construction (e.g. house-painter, bricklayer, plumber...)	n/a
Languages	n/a
Personality development and communication skills	n/a

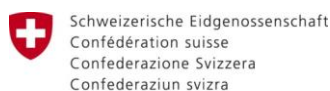
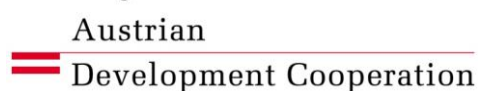
Note: Vocational training for adults comprises all public and private vocational learning and training for adults after leaving initial education and training (initial education and training = formal education system, usually before entering working life). It includes work- and career-oriented learning (obtaining new qualifications, up-skilling or re-skilling for employment) but also learning for personal development.

The list of vocational training services is not exhaustive, since not all approached training providers presented information on their training courses.

n/a...There is no information on training opportunities in this field

Source: Municipality; Ministry of Education, Science and Technology (MEST), 2014

with funding from



Swiss Agency for Development and Cooperation SDC

co-financed by





1.4.3. Infrastructure, business support services and events

Traffic infrastructure

Travel distance in km from the centre of the municipality to the next highway or upper-level road:
1 km (Source: Municipality; Google Maps, 2014)

Existence of business support services

Table 16 Availability of business support services

Business support services	Availability in Kaçanik		Availability in Kosovo		Share of Kaçanik in Kosovo in %
	Absolute	Per 100 enterprises*	Absolute	Per 100 enterprises*	
Business registration centre ¹	1	-	30	-	-
Banks (including branches) ²	5	0.8	243	0.5	2.1
Lawyers ³	7	1.1	852	1.9	0.8
Business consultancies ³	0	-	383	0.8	-
Tax consultancies ³	5	0.8	636	1.4	0.8

Note: Lawyers, business consultancies and tax consultancies according to NACE Rev. 2

* Kaçanik: 649 enterprises; Kosovo: 46,032 enterprises

Source: ¹ Ministry of Trade and Industry (MTI), 2014; ² Banks operating in Kosovo, 2014; ³ Tax Administration of Kosovo (ATK), 2014

with funding from



co-financed by

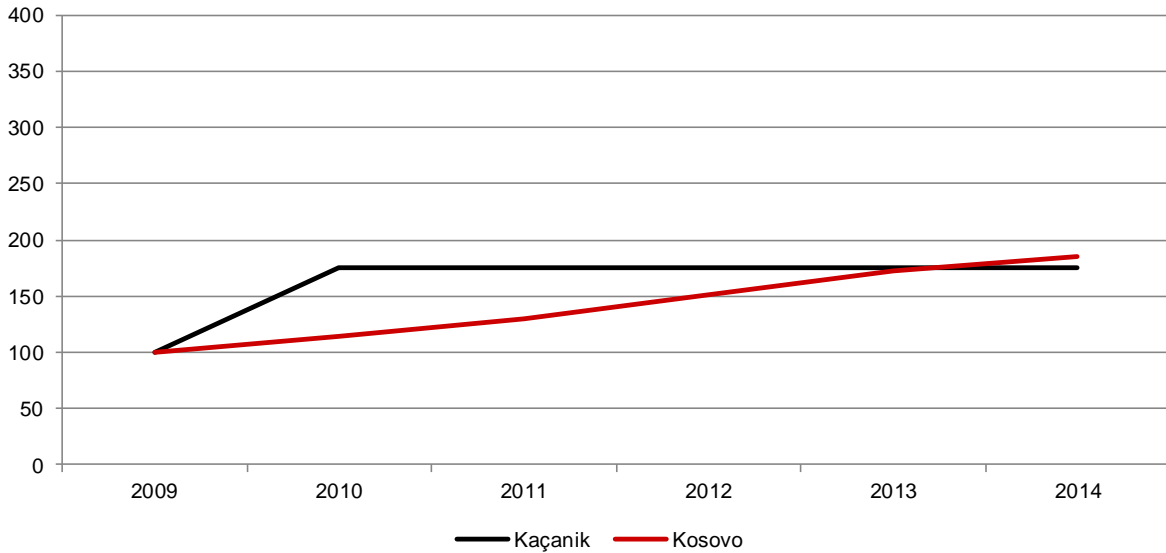




Development of the number of lawyers, business consultancies and tax consultancies

Figure 8 Development of the number of lawyers, 2009-2014

Index (2009=100)

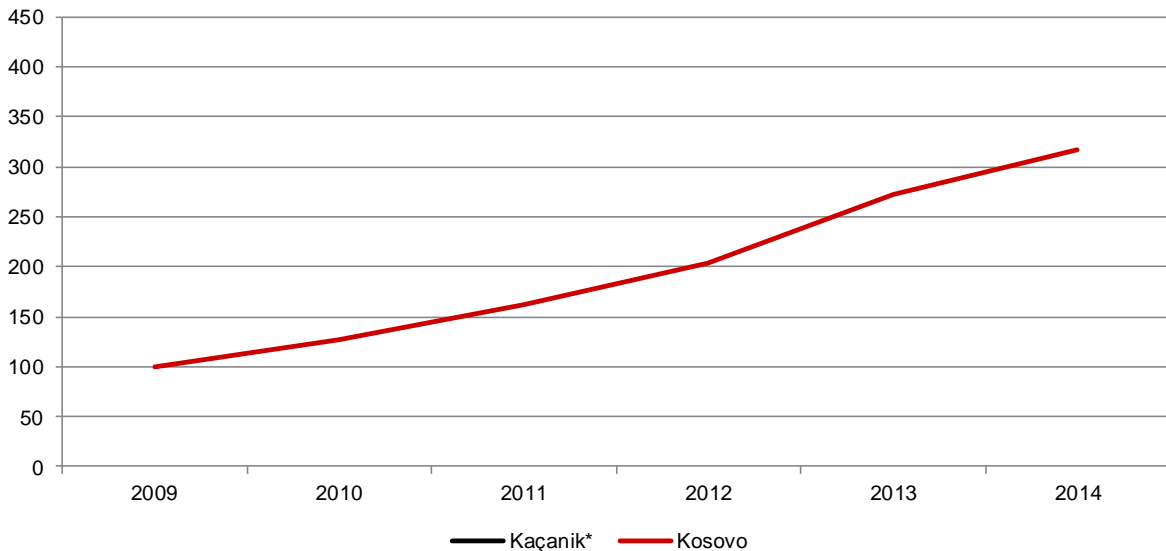


Note: Lawyers according to NACE Rev. 2

Source: Tax Administration of Kosovo (ATK), 2009 – 2014

Figure 9 Development of the number of business consultancies, 2009-2014

Index (2009=100)

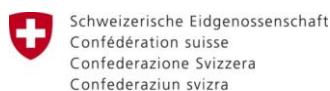
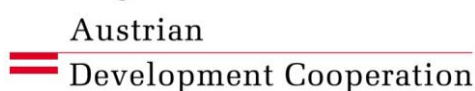


Note: Business consultancies according to NACE Rev. 2

* There were no business consultancies in this municipality during this period.

Source: Tax Administration of Kosovo (ATK), 2009 – 2014

with funding from



Swiss Agency for Development and Cooperation SDC

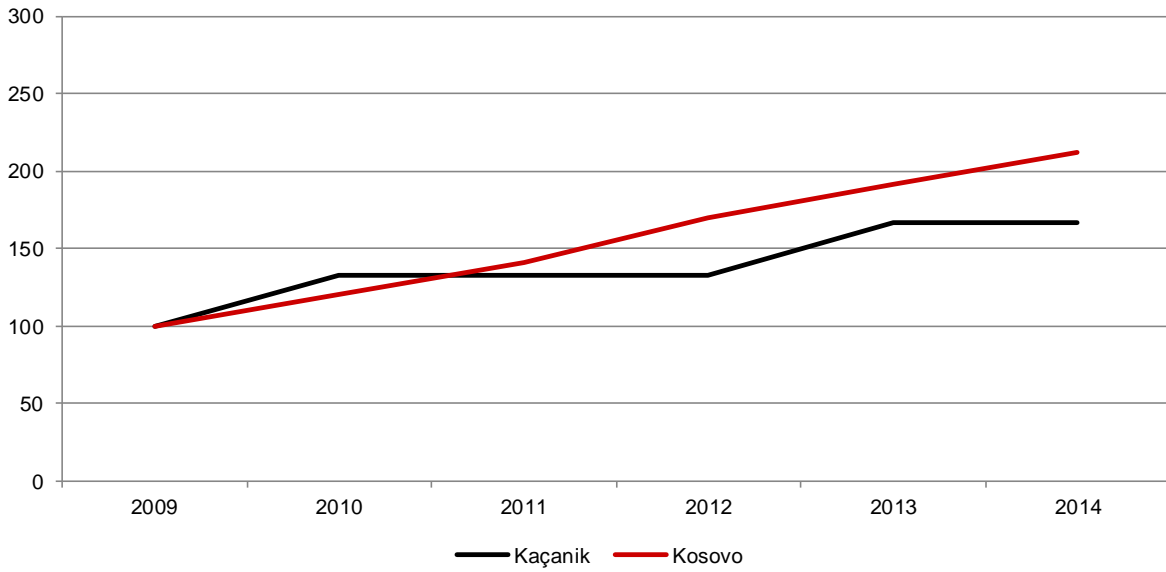
co-financed by





Figure 10 Development of the number of tax consultancies, 2009-2014

Index (2009=100)



Note: Tax consultancies according to NACE Rev. 2

Source: Tax Administration of Kosovo (ATK), 2009 – 2014

Existence of chambers

Table 17 Availability of chambers

	Name of chamber
Kaçanik	There is no chamber in the municipality
District of Ferizaj	<ul style="list-style-type: none"> • Kosovo Chamber of Commerce (KCC) • Business Alliance of Kosovo (AKB, Aleanca Kosovare e Bizneseve)

Source: Ministry of Public Administration, 2014

with funding from



co-financed by



Existence of business incubators, economic zones and technology parks

There are no business incubators, economic zones or technology parks in Kaçanik (Source: Ministry of Trade and Industry - MTI, 2014).

Existence of financial support for businesses

Existence and number of e.g. grants and micro finance on municipal level

Table 18 Availability and range of financial support

Grants / microfinance	Details
KEP	Loans for solidarity groups, villages, agricultural and individual purposes

Source: Websites of micro finance institutions, 2014

Existence of B2B events and trade fairs

There is no information on any B2B events and fairs in Kaçanik (Source: Kosovo Chamber of Commerce, KIESA - Kosovo Investment and Enterprise Support Agency, 2014).

with funding from



Schweizerische Eidgenossenschaft
Confédération suisse
Confederazione Svizzera
Confederaziun svizra

Swiss Agency for Development and Cooperation SDC

co-financed by





1.4.4. Municipal administration

Municipal budget

Table 19 Municipal budget

Budget	Budget of Kaçanik in € (2014)			Total budget of all municipalities of Kosovo in € (2014)		
	Absolute	Per capita	Change of budget 2012-2014 in %	Absolute	Per capita	Change of budget 2012-2014 in %
Public services, civil protection, emergency	444,015	13.3	+107.3	61,349,364	33.7	+12.0
Total budget	6,215,408	186.0	+13.9	389,518,818	214.0	+5.9
Share of public services, civil protection, emergency in total budget	7.1	-	+3.2	15.8	-	+0.9

Note: Public services, civil protection, emergency include road infrastructure, public infrastructure, fire prevention and inspections, management of natural disasters and water management

Source: Ministry of Finance; Assembly of Republic of Kosovo, 2014

Transparency on municipal taxes and fees

Access to written information on municipal taxes and fees e.g. on municipal websites and in municipalities itself (written documents)

Table 20 Transparency on municipal taxes and fees

Availability of written information (documents)	Yes	No
Available on the municipality website	X	-
Publicly available at the municipality building (e.g. brochure at the entrance)	X*	-
Available only upon request	-	X
Not available at all	-	X

* Some brochures about paying taxes

Source: Municipality, 2014

with funding from



co-financed by



Opening hours of local authorities


08:00-16:00

Source: Municipality, 2014

Municipality website

<https://kk.rks-gov.net/kacanik/>

with funding from

 Austrian
Development Cooperation



Schweizerische Eidgenossenschaft
Confédération suisse
Confederazione Svizzera
Confederaziun svizra

Swiss Agency for Development
and Cooperation SDC

co-financed by



Ministry of Trade
and Industry