



## Municipality fact sheet for Junik

### 1.1. Overview

Population
<ul style="list-style-type: none"> <li>Population density of 79 inhabitants/km<sup>2</sup> is considerably lower than the Kosovar average (159)</li> <li>Ethnic distribution: nearly the whole population is Albanian (99.8 %)</li> <li>Work as main source of livelihood (18.4 %) is less pronounced (Kosovo: 28.9 %), while support by other persons is overly represented</li> </ul>
Performance of the local business sector
<ul style="list-style-type: none"> <li>Number of businesses per 1,000 economically active inhabitants (45) is among the lowest in Kosovo (average: 76)</li> <li>Both the development of businesses and employment is above the Kosovar average in recent years</li> <li>In 2103, the business entry rate (6.9 %) is considerably lower than the Kosovar value (13.6 %) – however, in 2011 and 2012 it was still above average</li> <li>The business exit rate (2.8 %) is the lowest in Kosovo (average: 6.5 %) – in 2011, it was still above average, but it declined in 2012 and only slightly increased in 2013</li> <li>Sectoral structure of the local economy: trade, construction, hotels and restaurants as well as manufacturing are most important; transport is underrepresented; no businesses in energy and water supply as well as human health</li> <li>Size of businesses: 34.8 % of the employees are working in businesses with 2 to 4 employees; there are no businesses with 50 and more employees</li> <li>Legal form of businesses: individual businesses are dominant (91.7 % vs. Kosovo: 85.2 %); there are no general partnerships, foreign companies, joint stock companies and NGOs</li> </ul>
Municipal taxes and fees related to businesses
<ul style="list-style-type: none"> <li>Immovable property tax</li> <li>Annual business license fees, annual professional business license fees</li> <li>Inspection and supervisory fees</li> <li>Fees for the change of land use</li> </ul>
Supply of human resources
<ul style="list-style-type: none"> <li>The participation rate (32.1 %) is one of the lowest, and the employment rate (13.5 %) is the lowest in Kosovo (participation rate: 44.7 %, employment rate: 24.7 %)</li> <li>The unemployment rate (58.0 %) is one of the highest in Kosovo</li> <li>Educational attainment of the population: 49.1 % have completed a lower secondary education (Kosovo: 39.8 %), all other educational levels are underrepresented</li> <li>No tertiary education institutions</li> </ul>
Infrastructure, business support services and events
<ul style="list-style-type: none"> <li>Travel distance to the next highway / upper level road: 8.7 km</li> <li>Availability of banks</li> <li>No business registration centre, lawyers, business consultancies and tax consultancies; no chambers</li> <li>No business incubators, economic zones and technology parks</li> <li>No financial support for businesses</li> </ul>
Municipal administration
<ul style="list-style-type: none"> <li>Municipal budget: share of public services, civil protection and emergency in total budget (7.9 %) is below the Kosovar average (15.8 %)</li> <li>Information on municipal taxes and fees available at the municipality building</li> </ul>

with funding from

co-financed by



## 1.2. Population

### Area and population

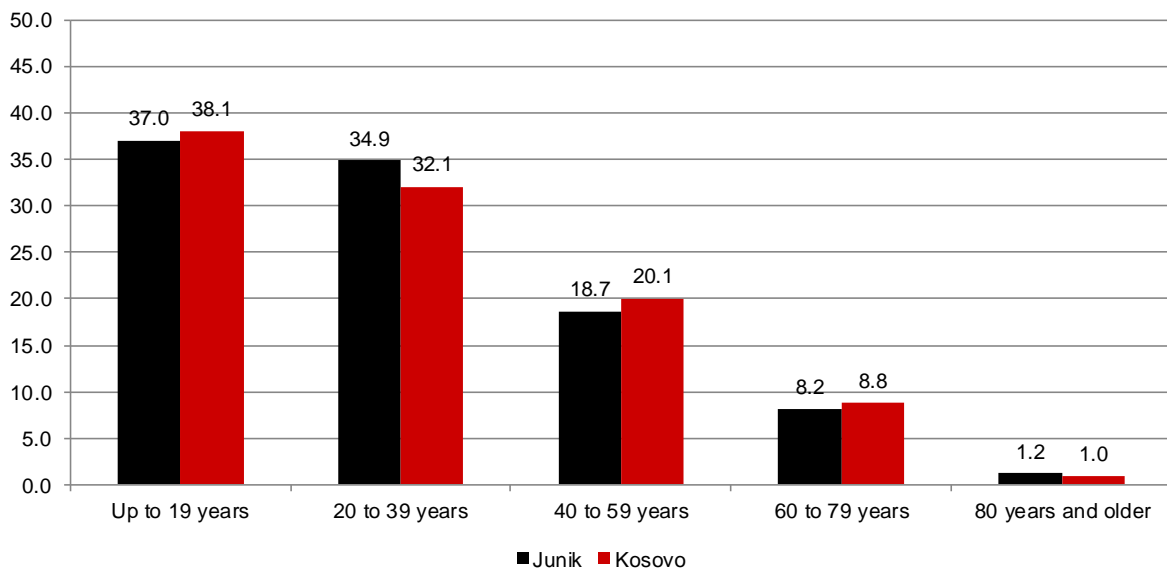
Table 1 Area, population and population density

	Junik	Kosovo	Share of Junik in Kosovo in %
Area in km <sup>2</sup>	77	11,187	0.7
Total population	6,084	1,819,785	0.3
Population density (inhabitants per km <sup>2</sup> )	79	159	-

Source: Kosovo Agency of Statistics, Census 2011


### Age of the population

Figure 1 Population by age groups, in %



Source: Kosovo Agency of Statistics, Census 2011

with funding from

 **Austrian**  
**Development Cooperation**



Schweizerische Eidgenossenschaft  
Confédération suisse  
Confederazione Svizzera  
Confederaziun svizra

Swiss Agency for Development  
and Cooperation SDC

co-financed by

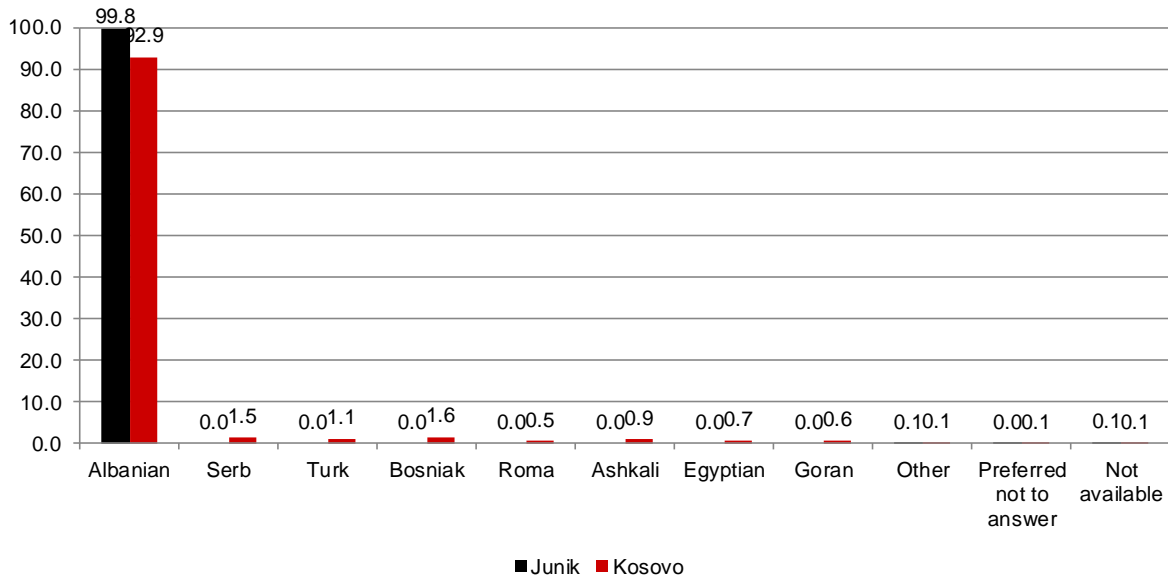


Ministry of Trade  
and Industry



## Ethnic distribution

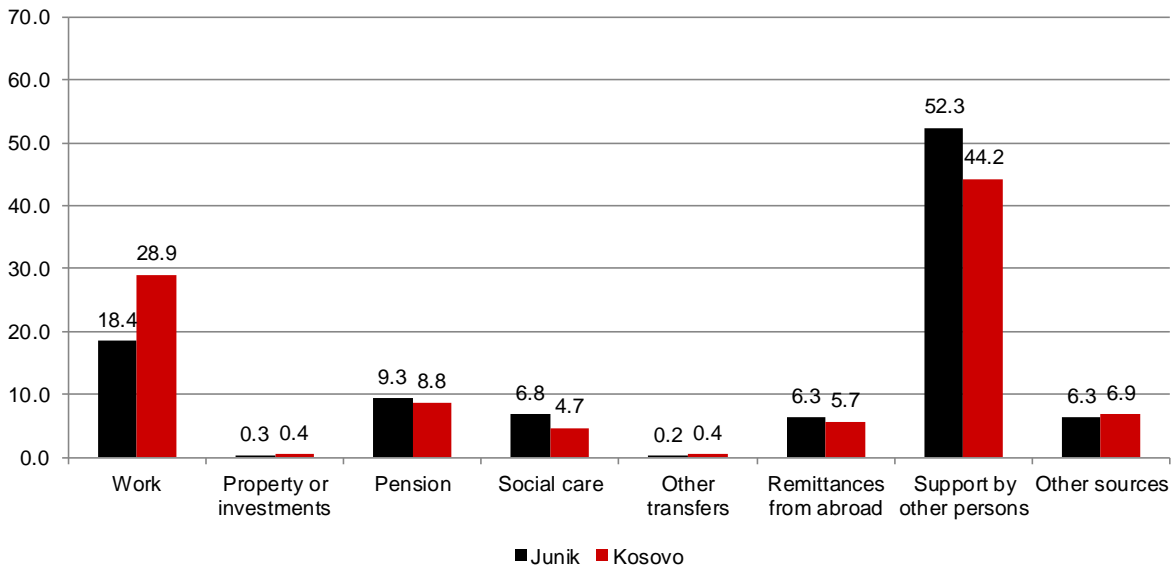
Figure 2 Population by ethnic background, in %



Source: Kosovo Agency of Statistics, Census 2011

## Sources of livelihood

Figure 3 Population<sup>1</sup> by first main source of livelihood<sup>2</sup>, in %




<sup>1</sup> Population 15 years and older

<sup>2</sup> The first main source of income from which all of a person's expenditure was financed during the last 12 months

Source: Kosovo Agency of Statistics, Census 2011

with funding from

 Austrian  
Development Cooperation



Schweizerische Eidgenossenschaft  
Confédération suisse  
Confederazione Svizzera  
Confederaziun svizra

Swiss Agency for Development  
and Cooperation SDC

co-financed by





### 1.3. Performance of the local business sector

The number of enterprises and employees are based on data from the Tax Administration of Kosovo (ATK). The database of ATK only includes enterprises that are paying taxes.

#### Business demography: businesses, employees, business entries and business exits

Table 2 Number of businesses and employees, business entries and business exits, 2013

	Junik	Kosovo
Number of businesses <sup>1</sup>	72	46,032
Number of employees <sup>2</sup>	198	189,623
Number of businesses per 1,000 economically active inhabitants <sup>3</sup>	45	76
Number of business entries <sup>4</sup>	5	6,253
Business entry rate <sup>5</sup>	6.9	13.6
Number of business exits <sup>6</sup>	2	2,987
Business exit rate <sup>7</sup>	2.8	6.5

<sup>1</sup> Businesses registered with ATK; the sectors Public administration, defence and social security; Activities of households as employers; Activities of extraterritorial organisations; Private persons and businesses with missing sector information have been excluded.

<sup>2</sup> Annual average number of employees

<sup>3</sup> Economically active inhabitants (=labour force): Working-age people (15-64 years) who are employed or registered as unemployed (job seekers); data from 2011

<sup>4</sup> Business entries: New entries into the register of ATK

<sup>5</sup> Business entry rate: Newly registered businesses as a percentage of total businesses registered with ATK

<sup>6</sup> Business exits: Exits from the register of ATK

<sup>7</sup> Business exit rate: Business exits as a percentage of total businesses registered with ATK

Source: Tax Administration of Kosovo (ATK), 2014; Kosovo Agency of Statistics, Census 2011

with funding from

 Austrian  
Development Cooperation



Schweizerische Eidgenossenschaft  
Confédération suisse  
Confederazione Svizzera  
Confederaziun svizra

Swiss Agency for Development  
and Cooperation SDC

co-financed by



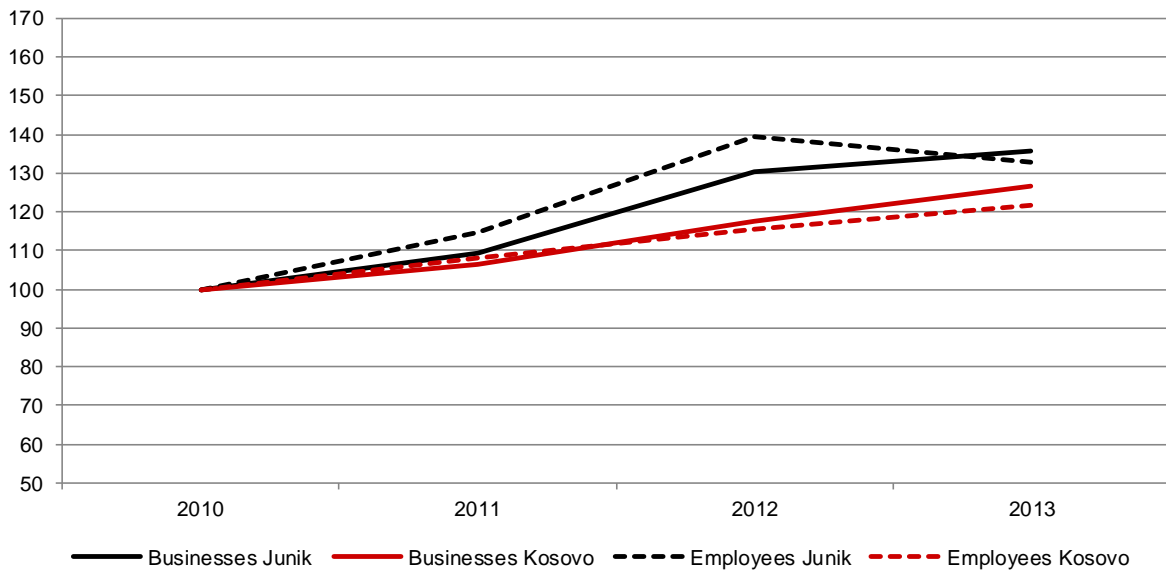
Ministry of Trade  
and Industry



## Development of businesses and employees

Figure 4 Development of the number of businesses and employees, 2010-2013

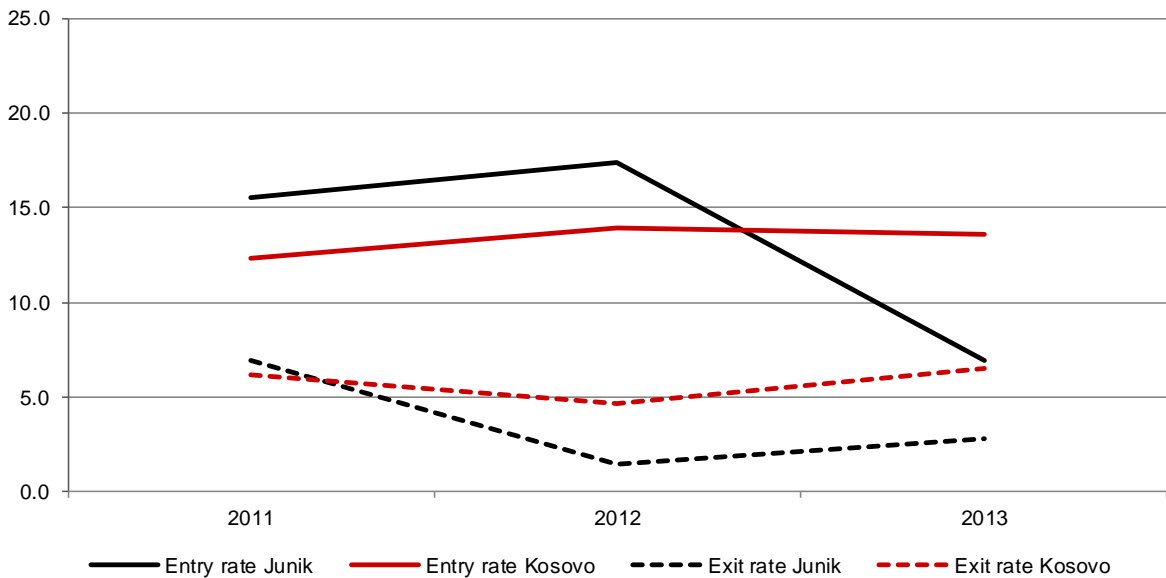
Index (2010=100)



Source: Tax Administration of Kosovo (ATK), 2014

## Development of business entry and business exit rates

Figure 5 Development of business entry rates<sup>1</sup> and business exit rates<sup>2</sup>, 2011-2013, in %



<sup>1</sup> Business entry rate: Newly registered businesses as a percentage of total businesses registered with ATK

<sup>2</sup> Business exit rate: Business exits as a percentage of total businesses registered with ATK

Source: Tax Administration of Kosovo (ATK), 2014

with funding from

**Austrian**  
Development Cooperation



Schweizerische Eidgenossenschaft  
Confédération suisse  
Confederazione Svizzera  
Confederaziun svizra

Swiss Agency for Development  
and Cooperation SDC

co-financed by



Ministry of Trade  
and Industry



## Sectoral structure of the local economy

**Table 3 Businesses and employees in businesses by sector of economic activity, 2013, in %**

Sector of economic activity <sup>1</sup>	Junik		Kosovo	
	% of enterprises	% of employees	% of enterprises	% of employees
Manufacturing <sup>2</sup>	c	8.8	11.1	18.9
Energy and water supply <sup>3</sup>	-	-	0.3	1.7
Construction	19.1	27.5	7.3	11.0
Wholesale and retail trade	45.6	43.5	43.6	33.0
Transport	c	3.1	5.8	5.6
Hotels and restaurants	11.8	8.3	7.7	5.5
Business services <sup>4</sup>	c	4.1	10.4	13.4
Education	c	0.5	1.2	2.1
Human health	-	-	2.9	2.1
Personal services <sup>5</sup>	7.4	4.1	9.7	6.7
Total <sup>6</sup>	68	193	45,156	187,480

<sup>1</sup> According to NACE Rev. 2

<sup>2</sup> Manufacturing: includes mining and quarrying

<sup>3</sup> Energy and water supply: electricity, gas, steam and air conditioning supply; water supply; sewerage, waste management and remediation activities

<sup>4</sup> Business services: information and communication; financial and insurance activities; real estate activities; professional, scientific and technical activities; administrative and support service activities


<sup>5</sup> Personal services: arts, entertainment and recreation; other service activities


<sup>6</sup> Data refer to the non-agricultural business sector; the sectors agriculture, public administration, defence and social security; activities of households as employers; activities of extraterritorial organisations; private persons and businesses with missing sector information have been excluded.

c...Existing data, but confidential treatment for data protection reasons (absolute number of cases is less than 5)

Source: Tax Administration of Kosovo (ATK), 2014

with funding from

 Austrian  
Development Cooperation

 Schweizerische Eidgenossenschaft  
Confédération suisse  
Confederazione Svizzera  
Confederaziun svizra

Swiss Agency for Development  
and Cooperation SDC

co-financed by



Ministry of Trade  
and Industry



## Size of businesses

**Table 4** Businesses and employees in businesses by enterprise size, 2013, in %

Enterprise size	Junik		Kosovo	
	% of businesses	% of employees	% of businesses	% of employees
OPE <sup>1</sup>	50.0	18.2	56.3	13.7
2 to 4 employees	31.9	34.8	30.5	19.3
5 to 9 employees	13.9	30.8	8.2	12.5
10 to 49 employees	c	16.2	4.2	18.7
50 and more employees	-	-	0.8	35.7
Total	72	198	46,032	189,623

<sup>1</sup> OPE: One-Person-Enterprise: Businesses with less than 2 persons employed

c...Existing data, but confidential treatment for data protection reasons (absolute number of cases is less than 5)

Source: Tax Administration of Kosovo (ATK), 2014

## Legal form of businesses


**Table 5** Legal forms of businesses, 2013, in %

Legal form	Junik	Kosovo
Individual business (B.I.)	91.7	85.2
Limited liability company (SH.P.K).	8.3	11.4
General partnership (O.P.)	-	1.2
Non-governmental Organisation (OJK)	-	1.1
Foreign company	-	0.5
Joint Stock Company (SH.A.)	-	0.3
Other	-	0.3
Total	72	46,032

c...Existing data, but confidential treatment for data protection reasons (absolute number of cases is less than 5)

Source: Tax Administration of Kosovo (ATK), 2014

with funding from

 **Austrian**  
**Development Cooperation**



Schweizerische Eidgenossenschaft  
Confédération suisse  
Confederazione Svizzera  
Confederaziun svizra

Swiss Agency for Development  
and Cooperation SDC

co-financed by



Ministry of Trade  
and Industry



## 1.4. Local business environment

### 1.4.1. Municipal taxes and fees related to businesses<sup>1</sup>

#### Immovable property tax

Table 6 Immovable property tax<sup>1</sup>

	Existence (X for yes)	Details
Annual property tax	X	See table 7
Property transfer tax <sup>2</sup>	X	€ 100 for one plot

<sup>1</sup> According to the Law on local government finance (No. 03/L-049), Art. 9 “Immovable Property Tax”, p.7

<sup>2</sup> Municipal tax on real estate transaction

Source: Municipality of Junik, 2009

Table 7 Property tax<sup>1</sup>: Property values by categories and value zones, in €/m<sup>2</sup>, and tax rates, in %

Property categories	Zone I	Zone I-A	Zone II	Zone III	Zone IV	Tax rates in %
Commercial	420	370	320	250	170	0.18
Residential (apartment)	310	280	250	180	130	0.15
Residential (house)	310	280	250	180	130	0.15
Garage/parking	140	110	90	40	20	0.15
Industrial	240	200	180	130	80	0.17
Agricultural	140	110	90	40	20	0.15
Unfinished	110	90	80	70	30	0.15
Swimming pools and sports fields	110	110	110	90	90	0.18
Warehouses	240	200	180	130	80	0.17

<sup>1</sup> According to the Law on local government finance (No. 03/L-049), Art. 9 “Immovable Property Tax”, p.7

Source: Municipality of Junik, 2009

<sup>1</sup> According to the Law on local government finance (No. 03/L-049), chapter II “Municipal Taxes and Fees”, p.7-11

with funding from





## Business license fees

Table 8 Business license fees<sup>1</sup>

	Existence (X for yes)	Details
Annual business license fee <sup>2</sup>	X	55 different fees depending on the type of business activity, ranging from € 20 to € 400
Annual professional business license fee <sup>3</sup>	X	6 different fees depending on the type of profession, ranging from € 80 to € 150

<sup>1</sup> According to the Law on local government finance (No. 03/L-049), Art. 10 and Art. 11, p.7-9

<sup>2</sup> Business activity: retail sales, food processing, handicraft, hotel and restaurant services, banking activities and financial services, insurance, and other business activities

<sup>3</sup> Business activity: professional services, accountants, lawyers, doctors, dentists and other professions

Source: Municipality of Junik, 2009

## Permit fees for construction and demolition of buildings and other structures

Table 9 Permit fees for construction and demolition of buildings and other structures<sup>1</sup>

	Existence (X for yes)	Details
Construction permit fee <sup>2</sup>	-	-

<sup>1</sup> According to the Law on local government finance (No. 03/L-049), Art. 14, p.10

<sup>2</sup> Same formula for all municipalities: (Administrative costs of issuing permits / Number of permits issued in previous year) x Surface (square meters) of construction

Source: Municipality of Junik, 2009

with funding from



co-financed by





## Municipal administrative fees

Table 10 Municipal administrative fees<sup>1</sup>

Inspection and supervisory fees, such as...	Existence (X for yes)	Details
...construction and demolition of buildings and other structures	-	-
...sanitary and hygienic inspection <sup>2</sup>	X	€ 5
...agriculture inspection	-	-

<sup>1</sup> According to the Law on local government finance (No. 03/L-049), Art. 13, p.10

<sup>2</sup> Inspection of sanitary conditions, safety of the premise etc.

Source: Municipality of Junik, 2009

## Other municipal fees

Table 11 Other municipal fees<sup>1</sup>

	Existence (X for yes)	Details
Change of land use	X	Class 1-4: € 1/m <sup>2</sup> Class 5-6: € 0.75/m <sup>2</sup> Class 7-8: € 0.50/m <sup>2</sup>

<sup>1</sup> According to the Law on local government finance (No. 03/L-049), Art. 15, p.10

Source: Municipality of Junik, 2009

with funding from

co-financed by



### 1.4.2. Supply of human resources

#### Employment and unemployment

Table 12 Employment and unemployment

	Junik	Kosovo
Working-age population (15-64 years)	3,983	1,135,463
Total labour force <sup>1</sup>	1,279	508,100
Participation rate in % <sup>2</sup>	32.1	44.7
Number of employed persons <sup>3</sup>	537	280,454
Employment rate in % <sup>4</sup>	13.5	24.7
Number of unemployed persons <sup>5</sup>	742	227,646
Unemployment rate in % <sup>6</sup>	58.0	44.8

<sup>1</sup> Labour force: The number of working-age people (15-64 years) who are economically active. The economically active consist of the employed and the registered unemployed (job seekers).

<sup>2</sup> Participation rate: Proportion of the working-age population (15-64 years) that is economically active

<sup>3</sup> Employed person: Person who works in a job where an explicit or implicit contract of employment exists and gives the person a basic remuneration or person that performs seasonal, agricultural or other temporary work from which this person derives a source of livelihood, in cash or in kind, regardless of being socially insured.

<sup>4</sup> Employment rate: Proportion of the working-age population (15-64 years) that is employed

<sup>5</sup> Unemployed person: Someone not currently working (neither in paid employment nor in self-employment), but currently available for work and actively looking for any kind of paid work.

<sup>6</sup> Unemployment rate: Proportion of the labour force that is unemployed

Source: Kosovo Agency of Statistics, Census 2011

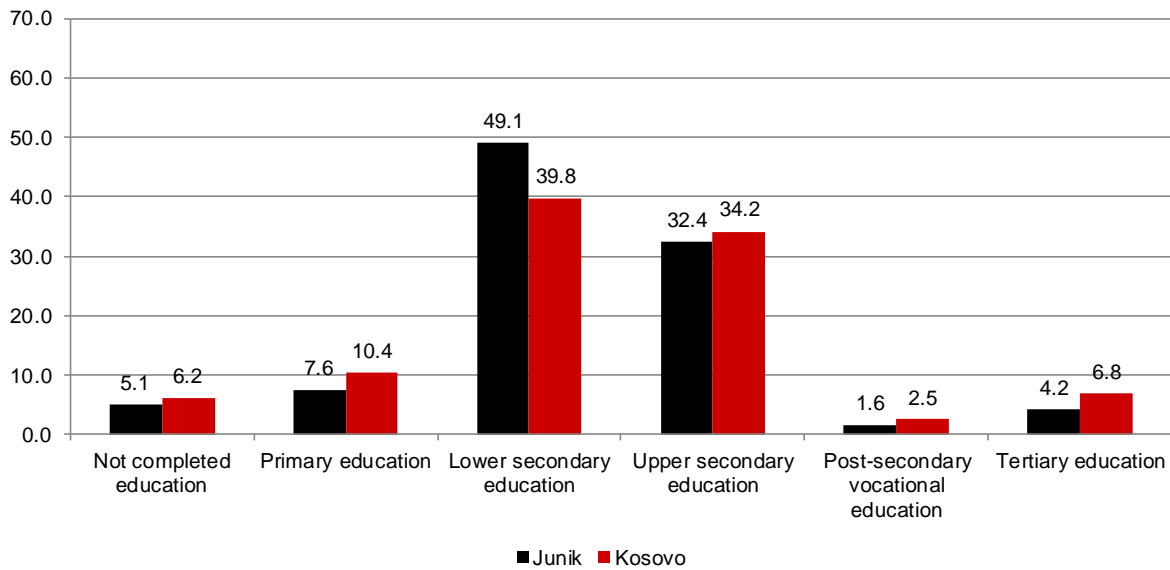
with funding from

co-financed by



## Educational attainment of the population

Figure 6 Population<sup>1</sup> by completed educational level<sup>2</sup>, in %



<sup>1</sup> Population 15 years and older

<sup>2</sup> Primary education: 5 years, age 6-11; lower secondary education: 4 years, age 12-15; upper secondary education, gymnasium, vocational school: 3-4 years, age 15-19; post-secondary vocational education: high level of post-secondary education, professional studies from 6 months up to 2 years, age 19-24; tertiary education: bachelor, master, PhD-studies, age 19-26

Source: Kosovo Agency of Statistics, Census 2011

## Secondary education

Table 13 Secondary schools: number and students

	Junik	Kosovo	Share of Junik in Kosovo in %
Number of secondary schools	1	95	1.1
Number of students in secondary schools	238	99,578	0.2

Source: Number of secondary schools: Ministry of Education, Science and Technology (MEST), 2014; Number of students in secondary schools: Kosovo Agency of Statistics, Education Statistics 2014

with funding from



co-financed by





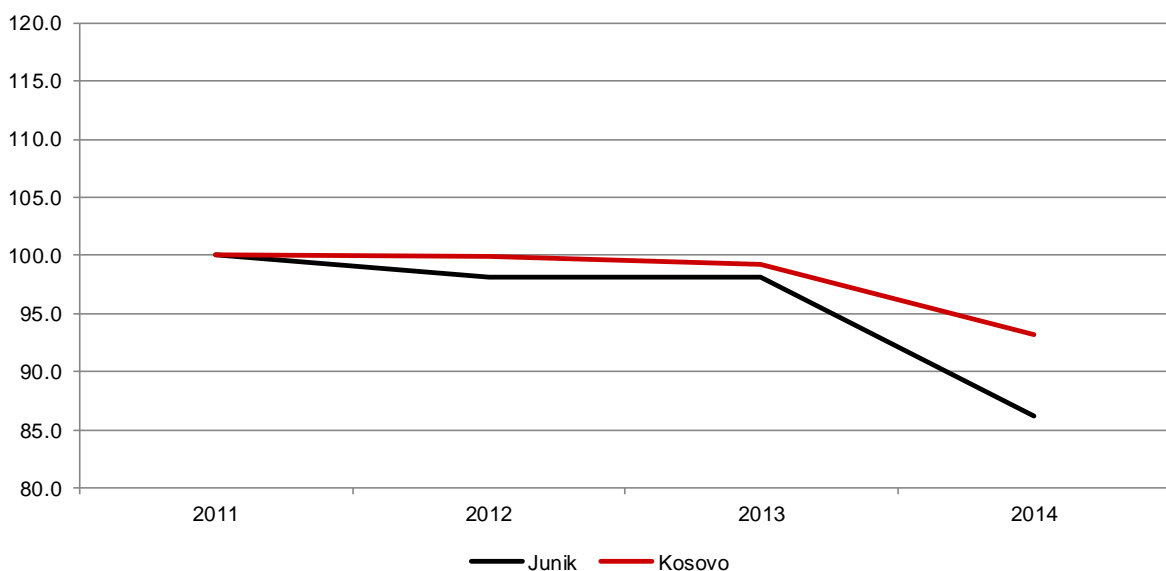
**Table 14** Types and areas of education of secondary schools

Type of secondary school	Number of schools	Existence (X for Yes)	Area of education
Gymnasium	1	X	-
Vocational school	0	-	Chemistry, non-metals and graphics
		-	Culture, art and public information
		-	Economy and law
		-	Electrical engineering
		-	Forestry and wood processing
		-	Geodesy and construction
		-	Health and social protection
		-	Machinery and metal processing
		-	Textile and leather
		-	Trade, hospitality and tourism
		-	Mining, metallurgy and geology
		-	Natural sciences - mathematics
		-	Traffic

Source: Ministry of Education, Science and Technology (MEST), 2014; own research by KOSME, 2014

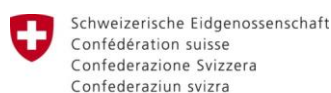
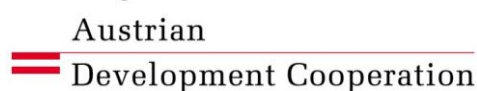
**Figure 7** Development of the number of students in secondary schools, 2011-2014

Index (2011=100)



Source: Kosovo Agency of Statistics, Education Statistics 2011-2014

with funding from



co-financed by



Swiss Agency for Development and Cooperation SDC



**Tertiary education**

There are no tertiary education institutions in Junik (2014).

**Adult education**

Table 15 Existence of vocational training services for adults

Fields / areas	Kind of vocational training for adults
ICT (information and communication technology)	n/a
Business and management	n/a
Engineering and technology	n/a
Construction (e.g. house-painter, bricklayer, plumber...)	n/a
Languages	n/a
Personality development and communication skills	n/a

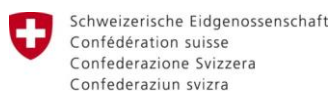
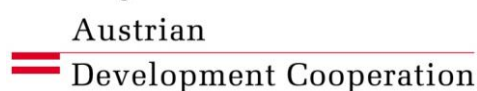
Note: Vocational training for adults comprises all public and private vocational learning and training for adults after leaving initial education and training (initial education and training = formal education system, usually before entering working life). It includes work- and career-oriented learning (obtaining new qualifications, up-skilling or re-skilling for employment) but also learning for personal development.

The list of vocational training services is not exhaustive, since not all approached training providers presented information on their training courses.

n/a...There is no information on training opportunities in this field

Source: Municipality; Ministry of Education, Science and Technology (MEST), 2014

with funding from



co-financed by



Swiss Agency for Development and Cooperation SDC



### 1.4.3. Infrastructure, business support services and events

#### Traffic infrastructure

Travel distance in km from the centre of the municipality to the next highway or upper-level road:  
8.7 km (Source: Municipality; Google Maps, 2014)

#### Existence of business support services

Table 16 Availability of business support services

Business support services	Availability in Junik		Availability in Kosovo		Share of Junik in Kosovo in %
	Absolute	Per 100 enterprises*	Absolute	Per 100 enterprises*	
Business registration centre <sup>1</sup>	0	-	30	-	-
Banks (including branches) <sup>2</sup>	3	4.2	243	0.5	1.2
Lawyers <sup>3</sup>	0	-	852	1.9	-
Business consultancies <sup>3</sup>	0	-	383	0.8	-
Tax consultancies <sup>3</sup>	0	-	636	1.4	-

Note: Lawyers, business consultancies and tax consultancies according to NACE Rev. 2

\* Junik: 72 enterprises; Kosovo: 46,032 enterprises

Source: <sup>1</sup> Ministry of Trade and Industry (MTI), 2014; <sup>2</sup> Banks operating in Kosovo, 2014; <sup>3</sup> Tax Administration of Kosovo (ATK), 2014

with funding from



co-financed by

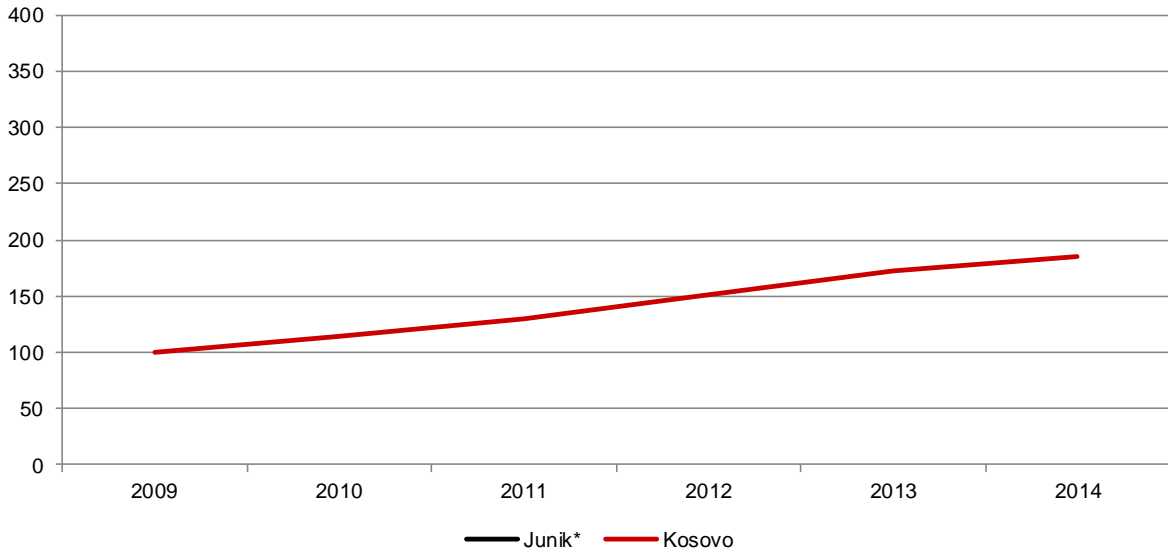




**Development of lawyers, business consultancies and tax consultancies**

**Figure 8 Development of the number of lawyers, 2009-2014**

Index (2009=100)



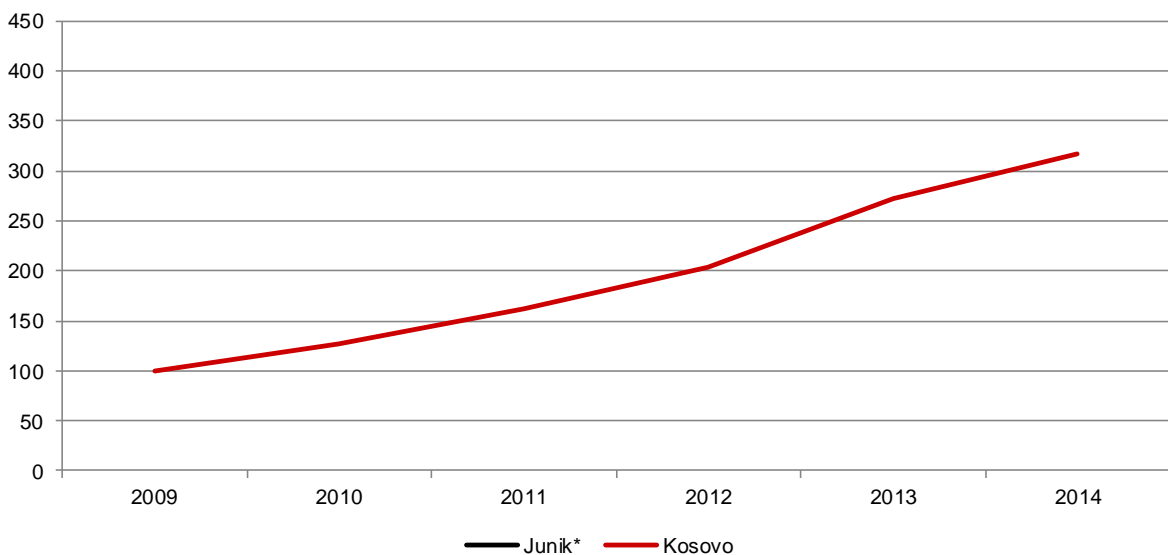
Note: Lawyers according to NACE Rev. 2

\* There were no lawyers in this municipality during this period.

Source: Tax Administration of Kosovo (ATK), 2009 – 2014

**Figure 9 Development of the number of business consultancies, 2009-2014**

Index (2009=100)

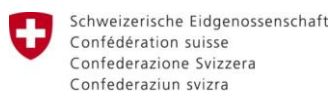
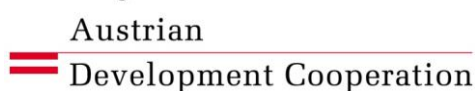


Note: Business consultancies according to NACE Rev. 2

\* There were no business consultancies in this municipality during this period.

Source: Tax Administration of Kosovo (ATK), 2009 – 2014

with funding from



Swiss Agency for Development and Cooperation SDC

co-financed by

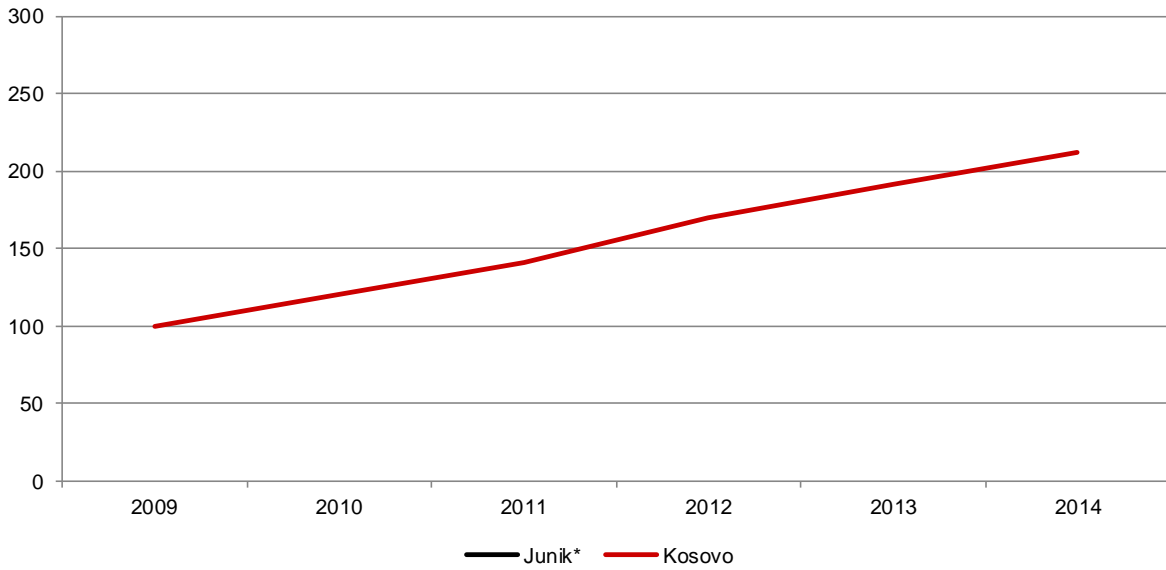






**Figure 10 Development of the number of tax consultancies, 2009-2014**

Index (2009=100)



Note: Tax consultancies according to NACE Rev. 2

\* There were no tax consultancies in this municipality during this period.

Source: Tax Administration of Kosovo (ATK), 2009 – 2014

### Existence of chambers

**Table 17 Availability of chambers and other business support associations**

	Name of chamber
Junik	There is no chamber in the municipality
District of Gjakovë	<ul style="list-style-type: none"> <li>• Kosovo Chamber of Commerce (KCC)</li> <li>• Business Alliance of Kosovo (AKB, Aleanca Kosovare e Bizneseve)</li> </ul>

Source: Ministry of Public Administration, 2014

with funding from



co-financed by



### Existence of business incubators, economic zones and technology parks

There are no business incubators, economic zones or technology parks in Junik (Source: Ministry of Trade and Industry - MTI, 2014).

### Existence of financial support for businesses

There is no financial support e.g. grants and micro finance on municipal level (2014).

### Existence of B2B events and trade fairs

There is no information on any B2B events and fairs in XYZ (Source: Kosovo Chamber of Commerce, KIESA - Kosovo Investment and Enterprise Support Agency, 2014).

## 1.4.4. Municipal administration

### Municipal budget

Table 18 Municipal budget

Budget	Budget of Junik in € (2014)			Total budget of all municipalities of Kosovo in € (2014)		
	Absolute	Per capita	Change of budget 2012-2014 in %	Absolute	Per capita	Change of budget 2012-2014 in %
Public services, civil protection, emergency	93,564	15.4	-22.9	61,349,364	33.7	+12.0
Total budget	1,181,325	194.2	-15.5	389,518,818	214.0	+5.9
Share of public services, civil protection, emergency in total budget	7.9	-	-0.8	15.8	-	+0.9

Note: Public services, civil protection, emergency include road infrastructure, public infrastructure, fire prevention and inspections, management of natural disasters and water management

Source: Ministry of Finance; Assembly of Republic of Kosovo, 2014

with funding from

co-financed by



**Transparency on municipal taxes and fees**

Access to written information on municipal taxes and fees e.g. on municipal websites and in municipalities itself (written documents)

Table 19 Transparency on municipal taxes and fees

Availability of written information (documents)	Yes	No
Available on the municipality website	-	X
Publicly available at the municipality building (e.g. brochure at the entrance)	X	-
Available only upon request	X	X
Not available at all	-	X

Source: Municipality, 2014

**Opening hours of local authorities**

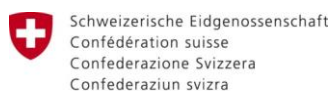
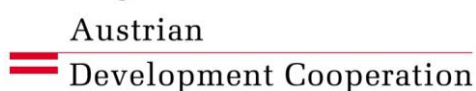
08:00-16:00

Source: Municipality, 2014

**Municipality website**

<https://kk.rks-gov.net/junik/>

with funding from



Swiss Agency for Development and Cooperation SDC

co-financed by

