



Municipality fact sheet for Gjilan / Gnjilane

1.1. Overview

Population
<ul style="list-style-type: none"> Population density of 230 inhabitants/km² is above the Kosovar average (159) Age of the population: share of people aged 40+ is higher than for Kosovo in total Main source of livelihood: support by other persons is more important than for the Kosovar average
Performance of the local business sector
<ul style="list-style-type: none"> Number of businesses per 1,000 economically active inhabitants (91) is among the highest in Kosovo (average: 76) Development of businesses and employees is slightly above the Kosovar average The business entry rate (12.2 %) and the business exit rate (5.4 %) are below the Kosovar value (entry rate: 13.6 %, exit rate: 6.5 %) - this has been relatively stable over the last years Sectoral structure of the local economy: trade, manufacturing, personal services, business services as well as hotels and restaurants are the most important sectors Size of businesses: the highest share of employees (26.7 %) is working in businesses with 2 to 4 employees Legal form of businesses: 90.6 % are individual businesses (Kosovo: 85.2 %)
Municipal taxes and fees related to businesses
<ul style="list-style-type: none"> Immovable property tax Annual business license fees Municipal administrative fees
Supply of human resources
<ul style="list-style-type: none"> The participation rate (48.4 %) is higher than for Kosovo in total (44.7 %) The employment rate (26.4 %) is slightly higher than the Kosovar average (24.7 %) The unemployment rate (45.6 %) is somewhat higher than for Kosovo as a whole (44.8 %) Tertiary education: 1 public university, 1 private college Adult education in the field of ICT, business and management and construction
Infrastructure, business support services and events
<ul style="list-style-type: none"> Availability of business registration centre, banks, lawyers, business consultancies and tax consultancies Existence of chambers Initiative to create a free economic zone in Gjilan / Novobërdë Existence of financial support for businesses B2B events
Municipal administration
<ul style="list-style-type: none"> Municipal budget: share of public services, civil protection and emergency in total budget (9.5 %) is lower as compared to the Kosovar average (15.8 %) Information on municipal taxes and fees available on municipality website

with funding from



co-financed by





1.2. Population

Area and population

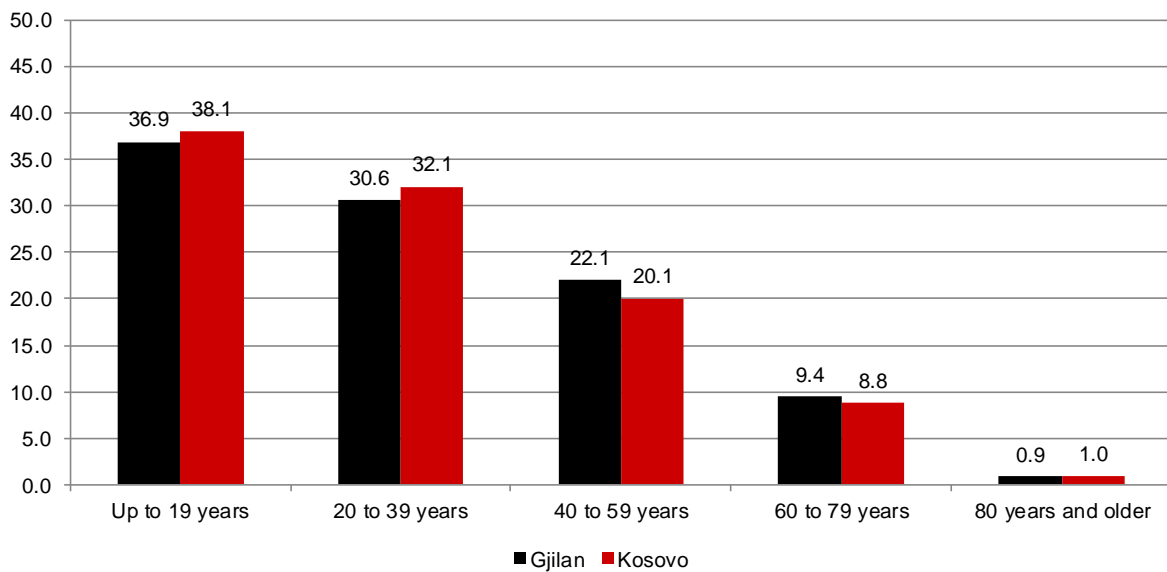
Table 1 Area, population and population density

	Gjilan	Kosovo	Share of Gjilan in Kosovo in %
Area in km ²	392	11,187	3.5
Total population	90,178	1,819,785	5.0
Population density (inhabitants per km ²)	230	159	-

Source: Kosovo Agency of Statistics, Census 2011


Age of the population

Figure 1 Population by age groups, in %



Source: Kosovo Agency of Statistics, Census 2011

with funding from

 **Austrian**
Development Cooperation



Schweizerische Eidgenossenschaft
Confédération suisse
Confederazione Svizzera
Confederaziun svizra

Swiss Agency for Development
and Cooperation SDC

co-financed by

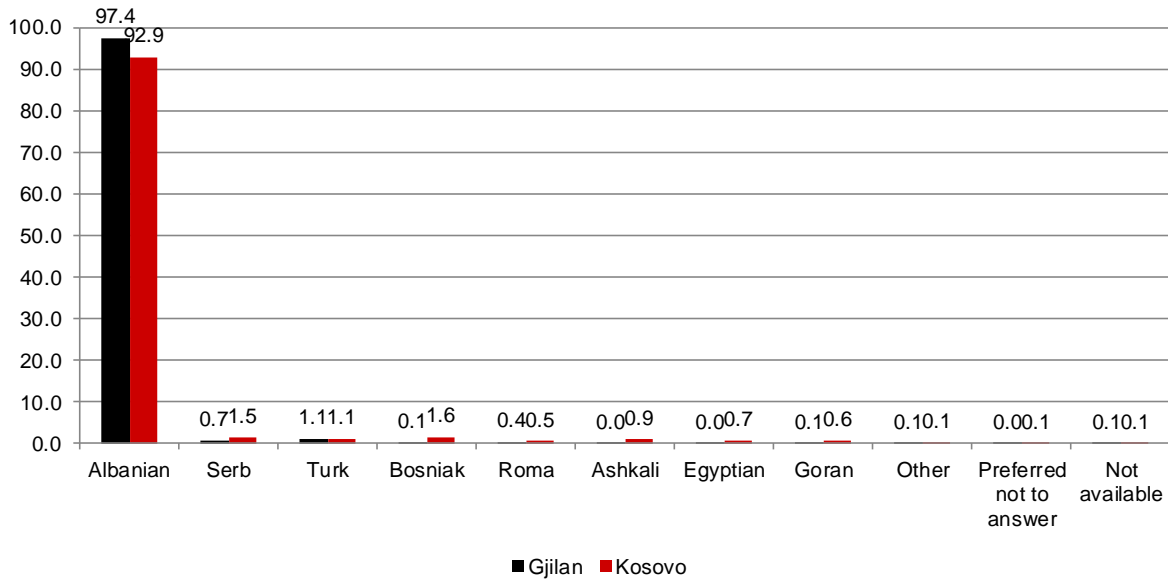


Ministry of Trade
and Industry



Ethnic distribution

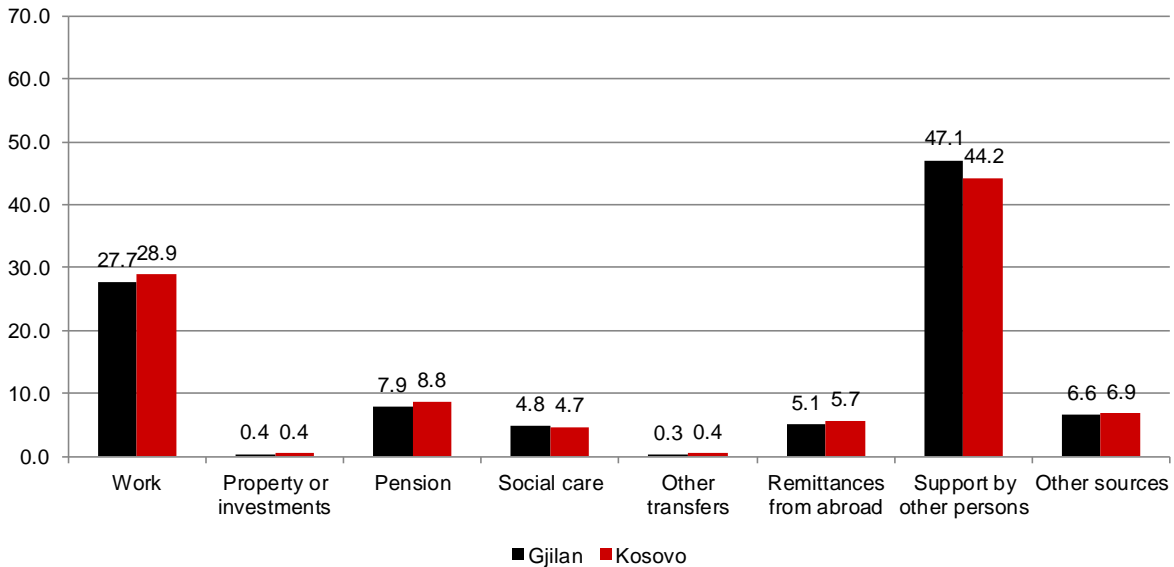
Figure 2 Population by ethnic background, in %



Source: Kosovo Agency of Statistics, Census 2011

Sources of livelihood

Figure 3 Population¹ by first main source of livelihood², in %



¹ Population 15 years and older

² The first main source of income from which all of a person's expenditure was financed during the last 12 months

Source: Kosovo Agency of Statistics, Census 2011

with funding from



1.3. Performance of the local business sector

The number of enterprises and employees are based on data from the Tax Administration of Kosovo (ATK). The database of ATK only includes enterprises that are paying taxes.

Business demography: businesses, employees, business entries and business exits

Table 2 Number of businesses and employees, business entries and business exits, 2013

	Gjilan	Kosovo
Number of businesses ¹	3,138	46,032
Number of employees ²	9,344	189,623
Number of businesses per 1,000 economically active inhabitants ³	91	76
Number of business entries ⁴	384	6,253
Business entry rate ⁵	12.2	13.6
Number of business exits ⁶	170	2,987
Business exit rate ⁷	5.4	6.5

¹ Businesses registered with ATK; the sectors Public administration, defence and social security; Activities of households as employers; Activities of extraterritorial organisations; Private persons and businesses with missing sector information have been excluded.

² Annual average number of employees

³ Economically active inhabitants (=labour force): Working-age people (15-64 years) who are employed or registered as unemployed (job seekers); data from 2011

⁴ Business entries: New entries into the register of ATK

⁵ Business entry rate: Newly registered businesses as a percentage of total businesses registered with ATK

⁶ Business exits: Exits from the register of ATK

⁷ Business exit rate: Business exits as a percentage of total businesses registered with ATK

Source: Tax Administration of Kosovo (ATK), 2014; Kosovo Agency of Statistics, Census 2011

with funding from

 Austrian
Development Cooperation



Schweizerische Eidgenossenschaft
Confédération suisse
Confederazione Svizzera
Confederaziun svizra

Swiss Agency for Development
and Cooperation SDC

co-financed by



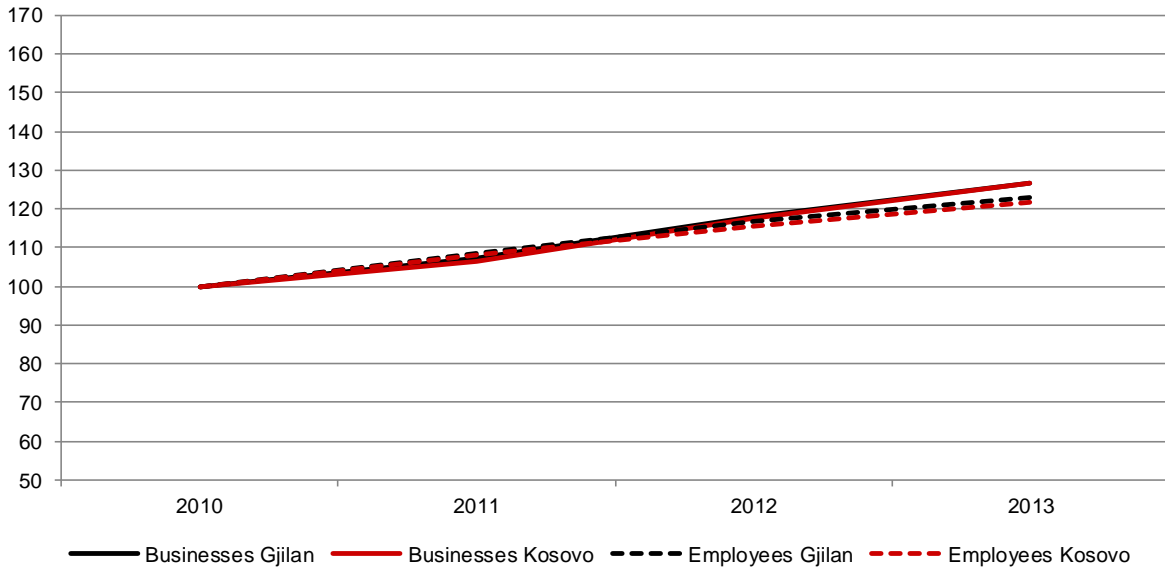
Ministry of Trade
and Industry



Development of businesses and employees

Figure 4 Development of the number of businesses and employees, 2010-2013

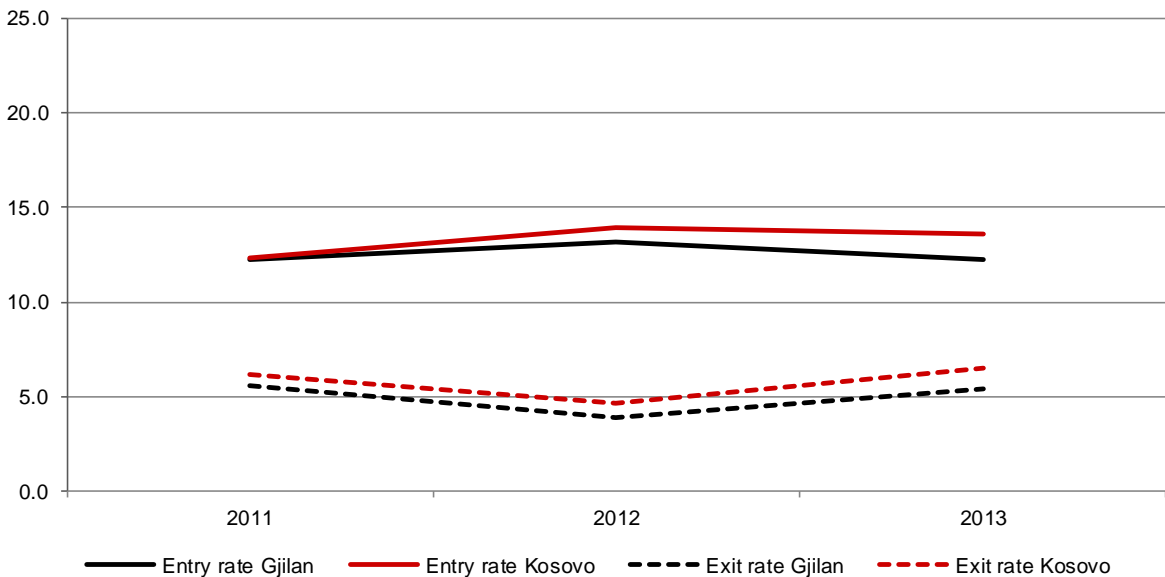
Index (2010=100)



Source: Tax Administration of Kosovo (ATK), 2014

Development of business entry and business exit rates

Figure 5 Development of business entry rates¹ and business exit rates², 2011-2013, in %



¹ Business entry rate: Newly registered businesses as a percentage of total businesses registered with ATK

² Business exit rate: Business exits as a percentage of total businesses registered with ATK

Source: Tax Administration of Kosovo (ATK), 2014

with funding from



Sectoral structure of the local economy

Table 3 Businesses and employees in businesses by sector of economic activity, 2013, in %

Sector of economic activity ¹	Gjilan		Kosovo	
	% of enterprises	% of employees	% of enterprises	% of employees
Manufacturing ²	9.9	19.4	11.1	18.9
Energy and water supply ³	0.3	3.4	0.3	1.7
Construction	6.5	7.5	7.3	11.0
Wholesale and retail trade	49.5	40.7	43.6	33.0
Transport	4.1	5.5	5.8	5.6
Hotels and restaurants	7.2	8.0	7.7	5.5
Business services ⁴	8.8	7.4	10.4	13.4
Education	0.8	1.2	1.2	2.1
Human health	3.4	2.2	2.9	2.1
Personal services ⁵	9.5	4.6	9.7	6.7
Total ⁶	3,094	9,237	45,156	187,480

¹ According to NACE Rev. 2

² Manufacturing: includes mining and quarrying

³ Energy and water supply: electricity, gas, steam and air conditioning supply; water supply; sewerage, waste management and remediation activities

⁴ Business services: information and communication; financial and insurance activities; real estate activities; professional, scientific and technical activities; administrative and support service activities


⁵ Personal services: arts, entertainment and recreation; other service activities

⁶ Data refer to the non-agricultural business sector; the sectors agriculture, public administration, defence and social security; activities of households as employers; activities of extraterritorial organisations; private persons and businesses with missing sector information have been excluded.

Source: Tax Administration of Kosovo (ATK), 2014

with funding from

 Austrian
Development Cooperation

 Schweizerische Eidgenossenschaft
Confédération suisse
Confederazione Svizzera
Confederaziun svizra

Swiss Agency for Development
and Cooperation SDC

co-financed by



Ministry of Trade
and Industry



Size of businesses

Table 4 Businesses and employees in businesses by enterprise size, 2013, in %

Enterprise size	Gjilan		Kosovo	
	% of businesses	% of employees	% of businesses	% of employees
OPE ¹	57.9	19.4	56.3	13.7
2 to 4 employees	30.0	26.7	30.5	19.3
5 to 9 employees	8.1	16.8	8.2	12.5
10 to 49 employees	3.5	21.8	4.2	18.7
50 and more employees	0.4	15.2	0.8	35.7
Total	3,138	9,344	46,032	189,623

¹ OPE: One-Person-Enterprise: Businesses with less than 2 persons employed

Source: Tax Administration of Kosovo (ATK), 2014

Legal form of businesses


Table 5 Legal forms of businesses, 2013, in %

Legal form	Gjilan	Kosovo
Individual business (B.I.)	90.6	85.2
Limited liability company (SH.P.K).	8.3	11.4
General partnership (O.P.)	0.7	1.2
Non-governmental Organisation (OJK)	c	1.1
Foreign company	c	0.5
Joint Stock Company (SH.A.)	0.2	0.3
Other	c	0.3
Total	3,138	46,032

c...Existing data, but confidential treatment for data protection reasons (absolute number of cases is less than 5)

Source: Tax Administration of Kosovo (ATK), 2014

with funding from

 **Austrian**
Development Cooperation



Schweizerische Eidgenossenschaft
Confédération suisse
Confederazione Svizzera
Confederaziun svizra

Swiss Agency for Development
and Cooperation SDC

co-financed by



Ministry of Trade
and Industry



1.4. Local business environment

1.4.1. Municipal taxes and fees related to businesses¹

Immovable property tax

Table 6 Immovable property tax¹

	Existence (X for yes)	Details
Annual property tax	X	See table 7
Property transfer tax ²	-	-

¹ According to the Law on local government finance (No. 03/L-049), Art. 9 "Immovable Property Tax", p.7

² Municipal tax on real estate transaction

Source: Municipality of Gjilan, 2014

Table 7 Property tax¹: Property values by categories and value zones, in €/m², and tax rates, in %

Property categories	Zone I	Zone I-A	Zone I-B	Zone II	Zone III	Zone IV	Zone V	Tax rates in %
Residential (apartment)	470	440	425	400	360	-	-	0.15
Residential (housing)	425	390	365	340	300	185	110	0.15
Commercial, restaurants, hotels	1,000	920	780	600	460	280	140	0.17
Industrial	325	280	235	200	160	150	100	0.15
Agricultural	140	140	140	95	95	65	30	0.15
Garage/Parking	175	150	140	110	80	50	20	0.15
Abandoned properties	50	50	50	40	30	20	15	0.15
Sports fields	180	170	150	110	110	80	70	0.17
Swimming pools and recreation	180	170	150	130	130	100	80	0.17
Unfinished properties	180	170	160	150	130	76	46	0.15
Private educational institutions	1,000	920	780	600	460	280	140	0.17
Storage / warehouses	500	475	400	300	230	140	70	0.15
Unused commercial properties	700	644	546	420	322	196	98	0.17

¹ According to the Law on local government finance (No. 03/L-049), Art. 9 "Immovable Property Tax", p.7

Source: Municipality of Gjilan, 2014

¹ According to the Law on local government finance (No. 03/L-049), chapter II "Municipal Taxes and Fees", p.7-11

with funding from



Business license fees

Table 8 Business license fees¹

	Existence (X for yes)	Details
Annual business license fee ²	X	35 different fees depending on the type of business activity, ranging from € 100 to € 1,000
Annual professional business license fee ³	-	-

¹ According to the Law on local government finance (No. 03/L-049), Art. 10 and Art. 11, p.7-9

² Business activity: retail sales, food processing, handicraft, hotel and restaurant services, banking activities and financial services, insurance, and other business activities

³ Business activity: professional services, accountants, lawyers, doctors, dentists and other professions

Source: Municipality of Gjilan, 2014

Permit fees for construction and demolition of buildings and other structures

Table 9 Permit fees for construction and demolition of buildings and other structures¹

	Existence (X for yes)	Details
Construction permit fee ²	-	-

¹ According to the Law on local government finance (No. 03/L-049), Art. 14, p.10

² Same formula for all municipalities: (Administrative costs of issuing permits / Number of permits issued in previous year) x Surface (square meters) of construction

Source: Municipality of Gjilan, 2014

Municipal administrative fees

Table 10 Municipal administrative fees¹

Inspection and supervisory fees, such as...	Existence (X for yes)	Details
...construction and demolition of buildings and other structures	X	€ 10
...sanitary and hygienic inspection ²	X	€ 10
...agriculture inspection	-	-

¹ According to the Law on local government finance (No. 03/L-049), Art. 13, p.10

² Inspection of sanitary conditions, safety of the premise etc.

Source: Municipality of Gjilan, 2014

with funding from



Other municipal fees

Table 11 Other municipal fees¹

	Existence (X for yes)	Details
Change of land use	-	-

¹ According to the Law on local government finance (No. 03/L-049), Art. 15, p.10

Source: Municipality of Gjilan, 2014

1.4.2. Supply of human resources

Employment and unemployment

Table 12 Employment and unemployment

	Gjilan	Kosovo
Working-age population (15-64 years)	60,160	1,135,463
Total labour force ¹	29,131	508,100
Participation rate in % ²	48.4	44.7
Number of employed persons ³	15,861	280,454
Employment rate in % ⁴	26.4	24.7
Number of unemployed persons ⁵	13,270	227,646
Unemployment rate in % ⁶	45.6	44.8

¹ Labour force: The number of working-age people (15-64 years) who are economically active. The economically active consist of the employed and the registered unemployed (job seekers).

² Participation rate: Proportion of the working-age population (15-64 years) that is economically active

³ Employed person: Person who works in a job where an explicit or implicit contract of employment exists and gives the person a basic remuneration or person that performs seasonal, agricultural or other temporary work from which this person derives a source of livelihood, in cash or in kind, regardless of being socially insured.


⁴ Employment rate: Proportion of the working-age population (15-64 years) that is employed

⁵ Unemployed person: Someone not currently working (neither in paid employment nor in self-employment), but currently available for work and actively looking for any kind of paid work.

⁶ Unemployment rate: Proportion of the labour force that is unemployed

Source: Kosovo Agency of Statistics, Census 2011

with funding from

 **Austrian**
Development Cooperation



Schweizerische Eidgenossenschaft
Confédération suisse
Confederazione Svizzera
Confederaziun svizra

Swiss Agency for Development
and Cooperation SDC

co-financed by

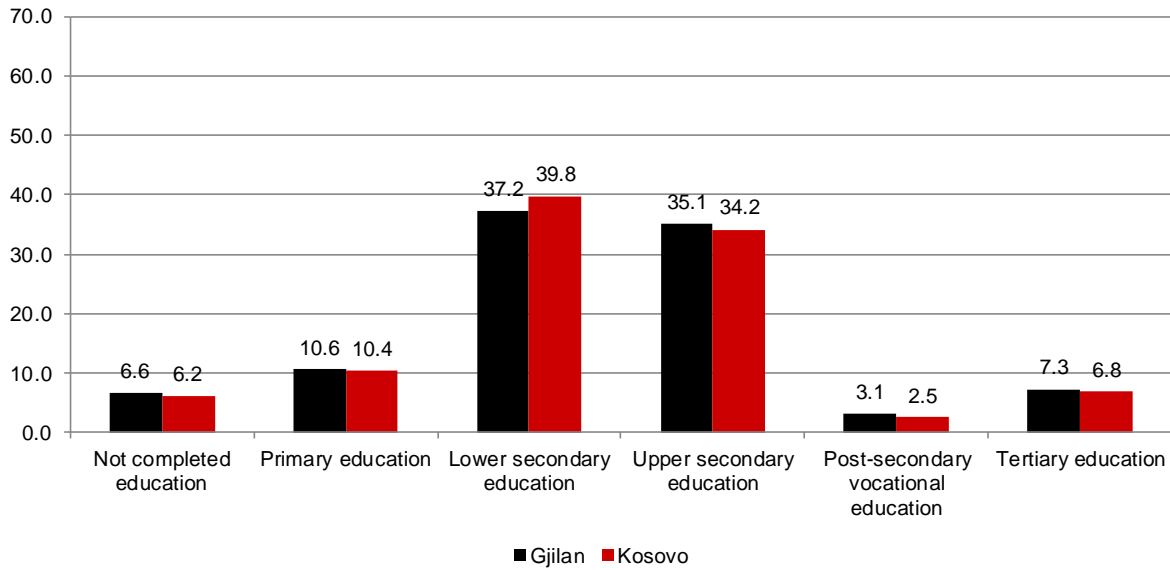


Ministry of Trade
and Industry



Educational attainment of the population

Figure 6 Population¹ by completed educational level², in %



¹ Population 15 years and older

² Primary education: 5 years, age 6-11; lower secondary education: 4 years, age 12-15; upper secondary education, gymnasium, vocational school: 3-4 years, age 15-19; post-secondary vocational education: high level of post-secondary education, professional studies from 6 months up to 2 years, age 19-24; tertiary education: bachelor, master, PhD-studies, age 19-26

Source: Kosovo Agency of Statistics, Census 2011


Secondary education

Table 13 Secondary schools: number and students

	Gjilan	Kosovo	Share of Gjilan in Kosovo in %
Number of secondary schools	6	95	6.3
Number of students in secondary schools	7,062	99,578	7.1

Source: Number of secondary schools: Ministry of Education, Science and Technology (MEST), 2014; Number of students in secondary schools: Kosovo Agency of Statistics, Education Statistics 2014

with funding from

 Austrian
Development Cooperation



Schweizerische Eidgenossenschaft
Confédération suisse
Confederazione Svizzera
Confederaziun svizra

Swiss Agency for Development
and Cooperation SDC

co-financed by





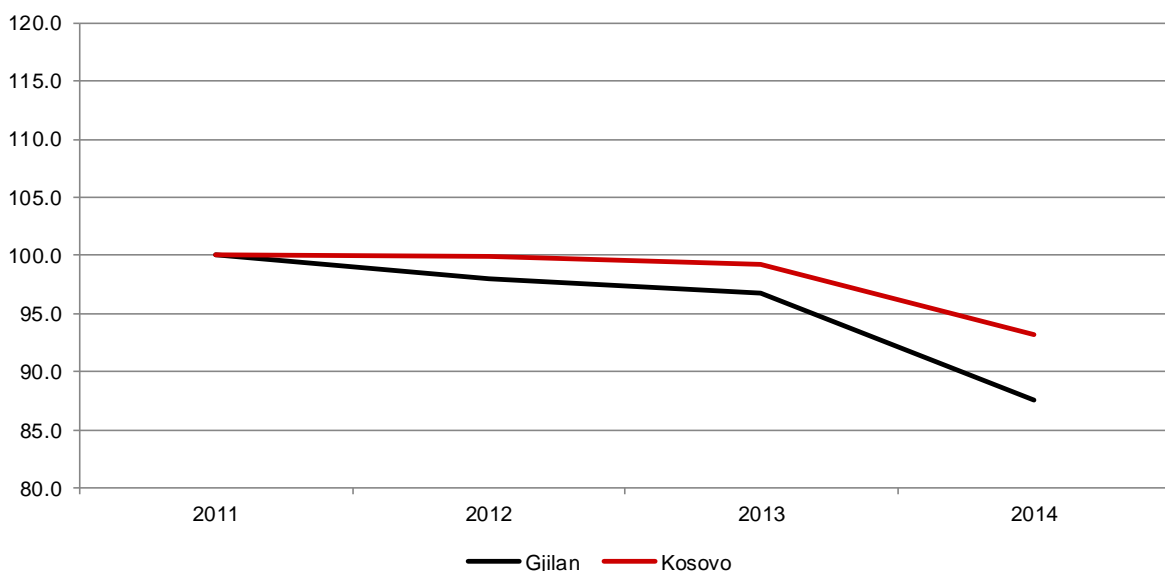
Table 14 Types and areas of education of secondary schools

Type of secondary school	Number of schools	Existence (X for Yes)	Area of education
Gymnasium	1	X	-
Vocational school	5	X	Chemistry, non-metals and graphics
		X	Culture, art and public information
		X	Economy and law
		X	Electrical engineering
		-	Forestry and wood processing
		X	Geodesy and construction
		X	Health and social protection
		X	Machinery and metal processing
		X	Textile and leather
		-	Trade, hospitality and tourism
		-	Mining, metallurgy and geology
		-	Natural sciences - mathematics
		-	Traffic

Source: Ministry of Education, Science and Technology (MEST), 2014; own research by KOSME, 2014

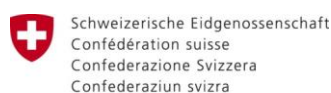
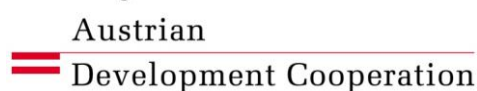
Figure 7 Development of the number of students in secondary schools, 2011-2014

Index (2011=100)



Source: Kosovo Agency of Statistics, Education Statistics 2011-2014

with funding from



Swiss Agency for Development and Cooperation SDC

co-financed by





Tertiary education

Table 15 Types, numbers and areas of tertiary education institutions

Type of tertiary education institution	Number of tertiary education institutions (number of faculties)	Name of faculties / departments
Public university	1 (4)	<ul style="list-style-type: none"> • Faculty of Computer Science • Faculty of Education • Faculty of Law • Faculty of Economics
Private college ¹	1 (4)	<ul style="list-style-type: none"> • Faculty of Social Sciences • Faculty of Criminal Justice and Security • Faculty of Law • Faculty of Economics and Business

¹ No private universities exist in Kosovo. Private colleges are accredited colleges. In contrast to public universities they do not offer PhD studies.

Source: Kosovo Accreditation Agency; websites of tertiary education institutions, 2014

Adult education

Table 16 Existence of vocational training services for adults

Fields / areas	Kind of vocational training for adults
ICT (information and communication technology)	IT
Business and management	Business Administration/Entrepreneurship
Engineering and technology	-
Construction (e.g. house-painter, bricklayer, plumber...)	Graphic design Carpenter Metal work
Languages	-
Personality development and communication skills	-

Note: Vocational training for adults comprises all public and private vocational learning and training for adults after leaving initial education and training (initial education and training = formal education system, usually before entering working life). It includes work- and career-oriented learning (obtaining new qualifications, up-skilling or re-skilling for employment) but also learning for personal development.

The list of vocational training services is not exhaustive, since not all approached training providers presented information on their training courses.

Source: Luxembourg Agency for Development Cooperation, 2014

with funding from



co-financed by



1.4.3. Infrastructure, business support services and events

Traffic infrastructure

Travel distance in km from the centre of the municipality to the next highway or upper-level road:
1 km (Source: Municipality; Google Maps, 2014)

Existence of business support services

Table 17 Availability of business support services

Business support services	Availability in Gjilan		Availability in Kosovo		Share of Gjilan in Kosovo in %
	Absolute	Per 100 enterprises*	Absolute	Per 100 enterprises*	
Business registration centre ¹	1	-	30	-	-
Banks (including branches) ²	10	0.3	243	0.5	4.1
Lawyers ³	54	1.7	852	1.9	6.3
Business consultancies ³	9	0.3	383	0.8	2.3
Tax consultancies ³	18	0.6	636	1.4	2.8

Note: Lawyers, business consultancies and tax consultancies according to NACE Rev. 2

* Gjilan: 3,138 enterprises; Kosovo: 46,032 enterprises

Source: ¹ Ministry of Trade and Industry (MTI), 2014; ² Banks operating in Kosovo, 2014; ³ Tax Administration of Kosovo (ATK), 2014

with funding from



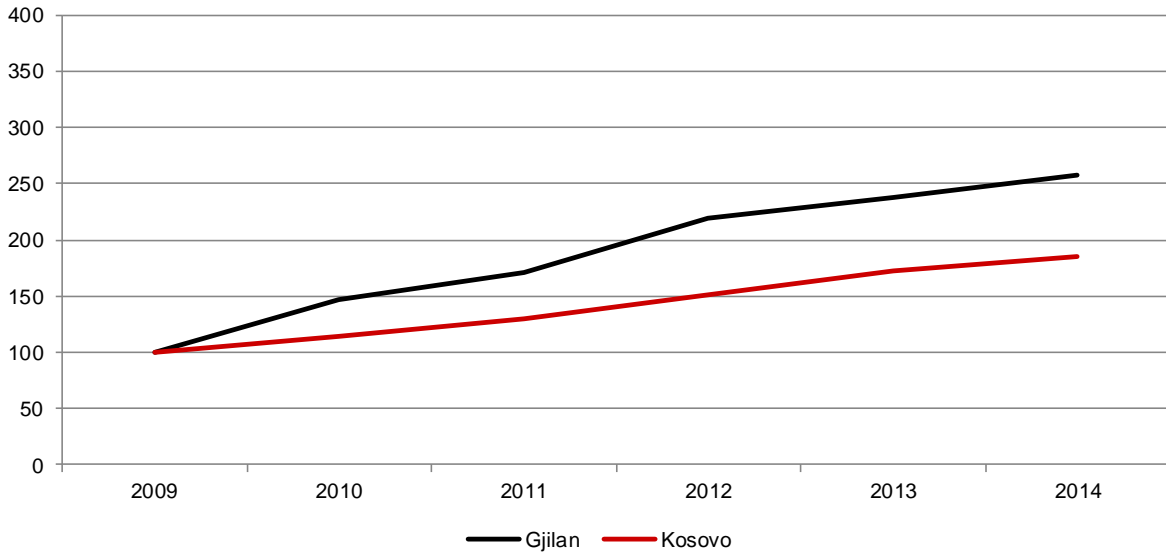
co-financed by



Development of the number of lawyers, business consultancies and tax consultancies

Figure 8 Development of the number of lawyers, 2009-2014

Index (2009=100)

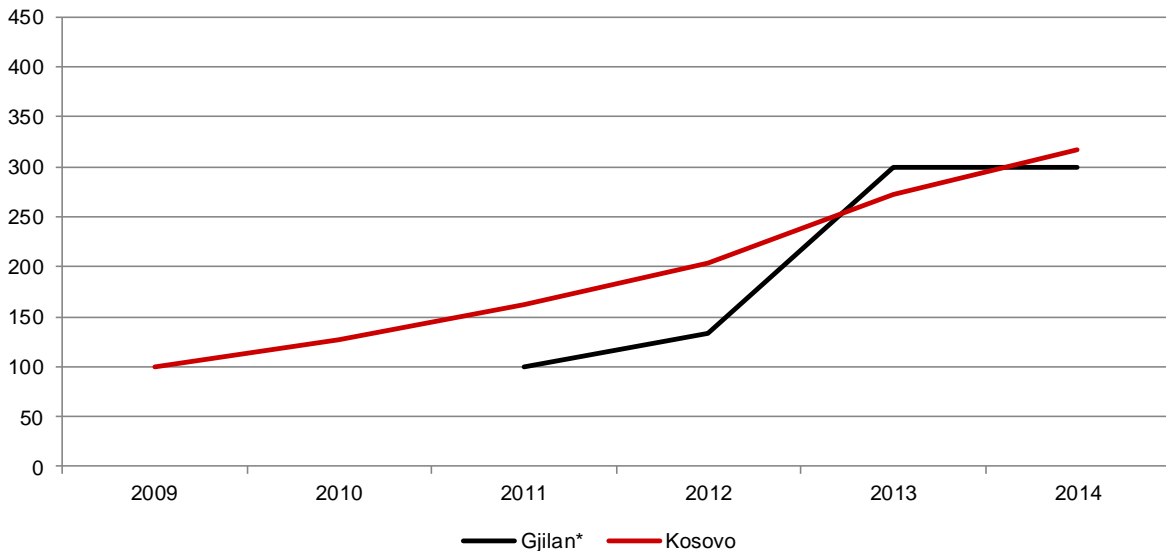


Note: Lawyers according to NACE Rev. 2

Source: Tax Administration of Kosovo (ATK), 2009 – 2014

Figure 9 Development of the number of business consultancies, 2009-2014

Index (2009=100)

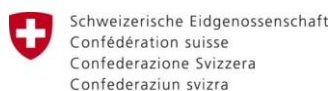
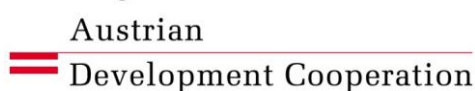


Note: Business consultancies according to NACE Rev. 2

* Index (2011=100) – there were no business consultancies in this municipality before 2011.

Source: Tax Administration of Kosovo (ATK), 2009 – 2014

with funding from



Swiss Agency for Development and Cooperation SDC

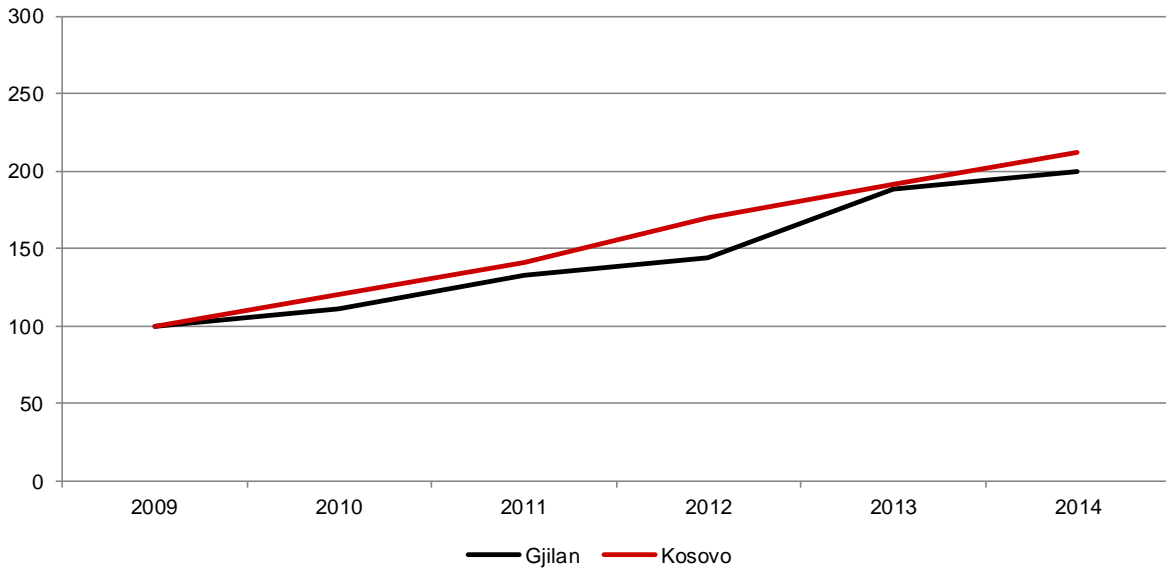
co-financed by





Figure 10 Development of the number of tax consultancies, 2009-2014

Index (2009=100)



Note: Tax consultancies according to NACE Rev. 2

Source: Tax Administration of Kosovo (ATK), 2009 – 2014

Existence of chambers

Table 18 Availability of chambers

	Name of chamber
Chambers	<ul style="list-style-type: none"> • Kosovo Chamber of Commerce (KCC) • Business Alliance of Kosovo (AKB, Aleanca Kosovare e Bizneseve)

Source: Ministry of Public Administration, 2014

with funding from



co-financed by



Existence of business incubators, economic zones and technology parks

There is an initiative to create a free economic zone in Gjilan / Novobërdë, but so far, no further information exists (Source: Ministry of Trade and Industry – MTI, 2014).

Existence of financial support for businesses

Existence and number of e.g. grants and micro finance on municipal level

Table 19 Availability and range of financial support

Grants / microfinance	Details
Rural Credit Kosovo	Loans for villages, small businesses, agricultural and individual purposes
KEP	Loans for solidarity groups, villages, agricultural and individual purposes
Finca	Loans for villages (in groups), individuals, improvement/renovation of household conditions, and rural loans

Source: Websites of micro finance institutions, 2014

Existence of B2B events and trade fairs

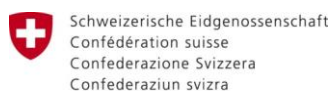
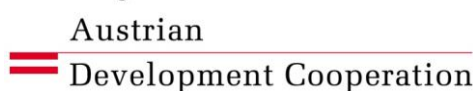
Table 20 Occurrence of B2B events, fairs etc.

Name of organisation / event	Year	Details
KIESA (Kosovo Investment and Enterprise Support Agency)	2014	KIESA organised an event to enhance the Public-Private Dialogue with members of the Tax Administration and Customs

The list of events is not exhaustive, since not all approached organisations presented information on their B2B events or fairs.

Source: Websites of organisers, business associations, municipality, 2014

with funding from



Swiss Agency for Development and Cooperation SDC

co-financed by





1.4.4. Municipal administration

Municipal budget

Table 21 Municipal budget

Budget	Budget of Gjilan in € (2014)			Total budget of all municipalities of Kosovo in € (2014)		
	Absolute	Per capita	Change of budget 2012-2014 in %	Absolute	Per capita	Change of budget 2012-2014 in %
Public services, civil protection, emergency	1,921,127	21.3	+28.1	61,349,364	33.7	+12.0
Total budget	20,125,842	223.2	+10.8	389,518,818	214.0	+5.9
Share of public services, civil protection, emergency in total budget	9.5	-	+1.3	15.8	-	+0.9

Note: Public services, civil protection, emergency include road infrastructure, public infrastructure, fire prevention and inspections, management of natural disasters and water management

Source: Ministry of Finance; Assembly of Republic of Kosovo, 2014

Transparency on municipal taxes and fees

Access to written information on municipal taxes and fees e.g. on municipal websites and in municipalities itself (written documents)

Table 22 Transparency on municipal taxes and fees

Availability of written information (documents)	Yes	No
Available on the municipality website	X	-
Publicly available at the municipality building (e.g. brochure at the entrance)	-	X
Available only upon request	-	X
Not available at all	-	X

Source: Municipality, 2014

with funding from



co-financed by



Opening hours of local authorities


08:00-16:00

Source: Municipality, 2014

Municipality website

<https://kk.rks-gov.net/gjilan/>

with funding from

 Austrian
Development Cooperation



Schweizerische Eidgenossenschaft
Confédération suisse
Confederazione Svizzera
Confederaziun svizra

Swiss Agency for Development
and Cooperation SDC

co-financed by



Ministry of Trade
and Industry