



Municipality fact sheet for Ferizaj / Uroševac

1.1. Overview

Population
<ul style="list-style-type: none"> Population density of 315 inhabitants/km² is above the Kosovar average (159) Ethnic distribution: 3.3 % are Ashkali Main source of livelihood: support by other persons and other sources slightly more important than for Kosovo as a whole
Performance of the local business sector
<ul style="list-style-type: none"> Number of businesses per 1,000 economically active inhabitants (101) is among the highest in Kosovo (average: 76) The development of businesses and employees is positive and slightly above the Kosovar development The business entry rate (14.2 %) is above the Kosovar value (13.6 %) – the development remains relatively stable during the last years The business exit rate (6.0 %) is slightly below the Kosovar value (6.5 %) – the development is in line with the Kosovar development Sectoral structure of the local economy: trade, manufacturing, construction and business services; business services are underrepresented Size of businesses: 47.2 % of the employees are working in businesses with up to 4 employees (Kosovo: 33.0 %) Legal form of businesses: 89.8 % are individual businesses (Kosovo: 85.2 %); limited liability companies are underrepresented
Municipal taxes and fees related to businesses
<ul style="list-style-type: none"> Immovable property tax Annual business license fees Inspection and supervisory fees
Supply of human resources
<ul style="list-style-type: none"> The participation rate (46.3 %) and the employment rate (26.1 %) are slightly above the Kosovar average (participation rate: 44.7 %, employment rate: 24.7 %) The unemployment rate (43.7 %) is slightly below the Kosovar average (44.8 %) Educational attainment of the population: 40.2 % have an upper secondary education (Kosovo: 34.2 %) Tertiary education: 1 public university, 3 private colleges Adult education in ICT, business and management, engineering and technology as well as construction
Infrastructure, business support services and events
<ul style="list-style-type: none"> Availability of business registration centre, banks, lawyers, business consultancies and tax consultancies Existence of chambers No business incubators, economic zones and technology parks Existence of financial support for businesses
Municipal administration
<ul style="list-style-type: none"> Municipal budget: share of public services, civil protection and emergency in total budget (32.5 %) is the highest in Kosovo (average: 15.8 %) Information on municipal taxes and fees available on municipality website

with funding from

co-financed by



1.2. Population

Area and population

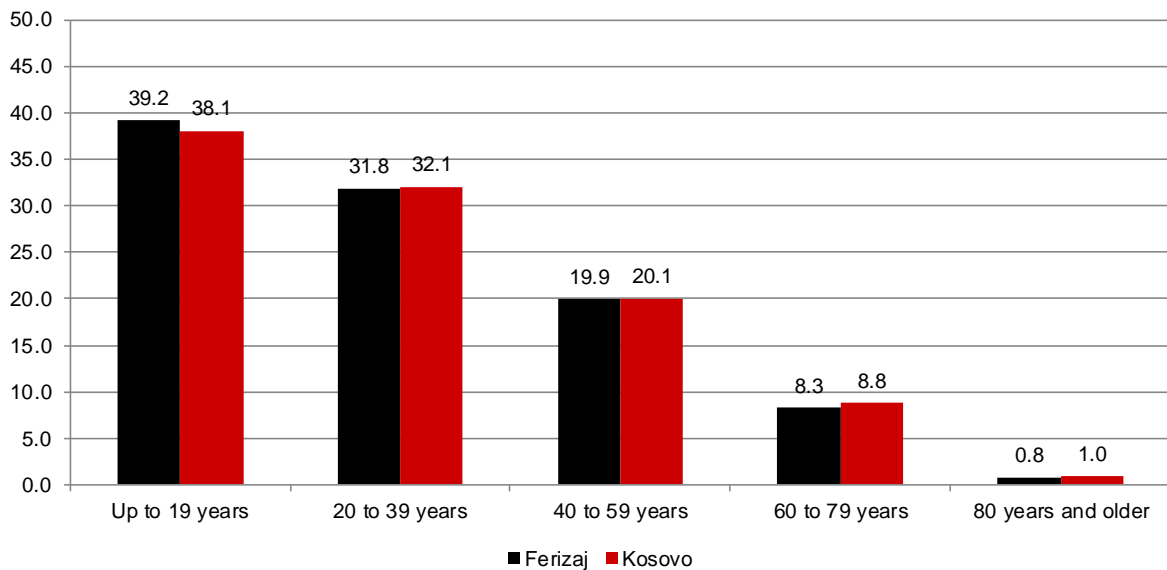
Table 1 Area, population and population density

	Ferizaj	Kosovo	Share of Ferizaj in Kosovo in %
Area in km ²	345	11,187	
Total population	108,610	1,819,785	
Population density (inhabitants per km ²)	315	159	-

Source: Kosovo Agency of Statistics, Census 2011

Age of the population

Figure 1 Population by age groups, in %



Source: Kosovo Agency of Statistics, Census 2011

with funding from

 **Austrian**
Development Cooperation



Schweizerische Eidgenossenschaft
Confédération suisse
Confederazione Svizzera
Confederaziun svizra

Swiss Agency for Development
and Cooperation SDC

co-financed by

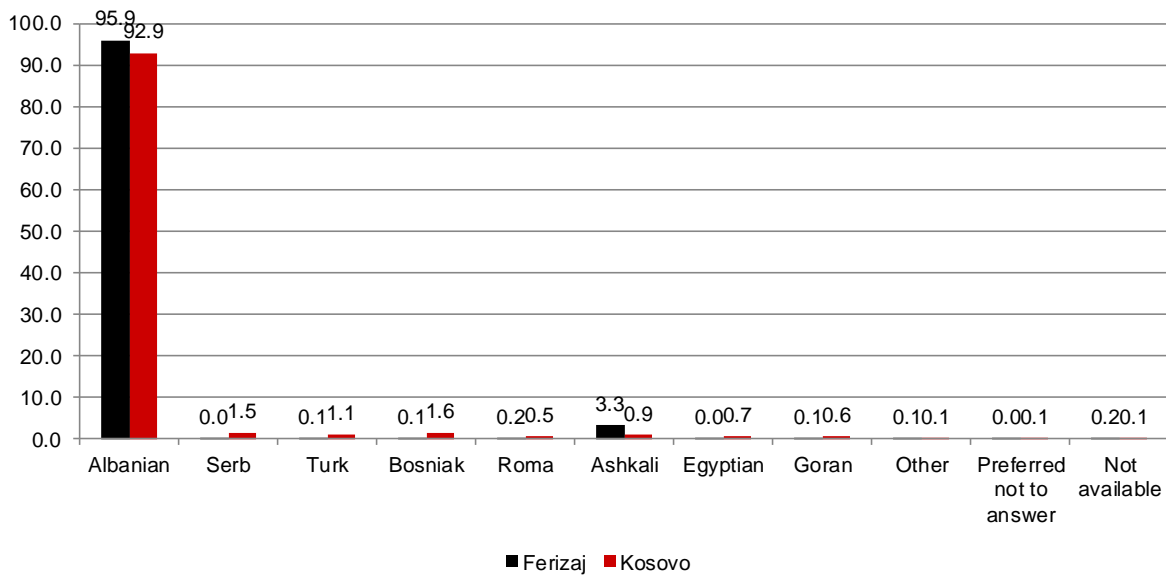


Ministry of Trade
and Industry



Ethnic distribution

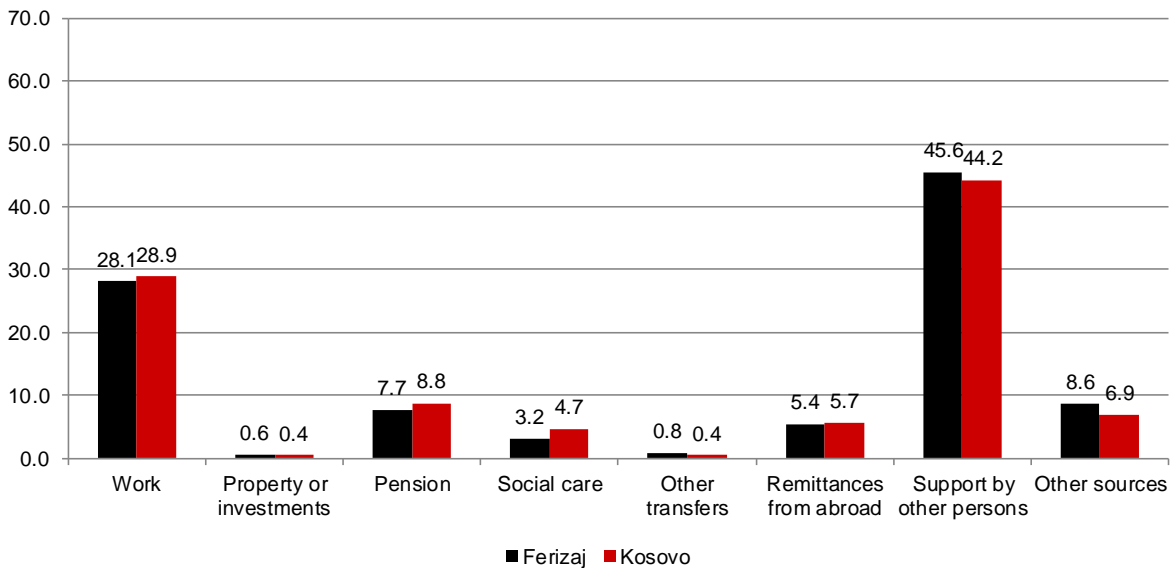
Figure 2 Population by ethnic background, in %



Source: Kosovo Agency of Statistics, Census 2011

Sources of livelihood

Figure 3 Population¹ by first main source of livelihood², in %

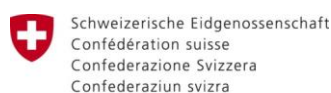
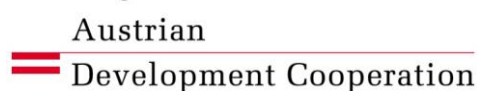


¹ Population 15 years and older

² The first main source of income from which all of a person's expenditure was financed during the last 12 months

Source: Kosovo Agency of Statistics, Census 2011

with funding from



Swiss Agency for Development and Cooperation SDC

co-financed by





1.3. Performance of the local business sector

The number of enterprises and employees are based on data from the Tax Administration of Kosovo (ATK). The database of ATK only includes enterprises that are paying taxes.

Business demography: businesses, employees, business entries and business exits

Table 2 Number of businesses and employees, business entries and business exits, 2013

	Ferizaj	Kosovo
Number of businesses ¹	3,907	46,032
Number of employees ²	11,523	189,623
Number of businesses per 1,000 economically active inhabitants ³	101	76
Number of business entries ⁴	553	6,253
Business entry rate ⁵	14.2	13.6
Number of business exits ⁶	235	2,987
Business exit rate ⁷	6.0	6.5

¹ Businesses registered with ATK; the sectors Public administration, defence and social security; Activities of households as employers; Activities of extraterritorial organisations; Private persons and businesses with missing sector information have been excluded.

² Annual average number of employees

³ Economically active inhabitants (=labour force): Working-age people (15-64 years) who are employed or registered as unemployed (job seekers); data from 2011

⁴ Business entries: New entries into the register of ATK

⁵ Business entry rate: Newly registered businesses as a percentage of total businesses registered with ATK


⁶ Business exits: Exits from the register of ATK

⁷ Business exit rate: Business exits as a percentage of total businesses registered with ATK

Source: Tax Administration of Kosovo (ATK), 2014; Kosovo Agency of Statistics, Census 2011

with funding from

 Austrian
Development Cooperation

 Schweizerische Eidgenossenschaft
Confédération suisse
Confederazione Svizzera
Confederaziun svizra

Swiss Agency for Development
and Cooperation SDC

co-financed by



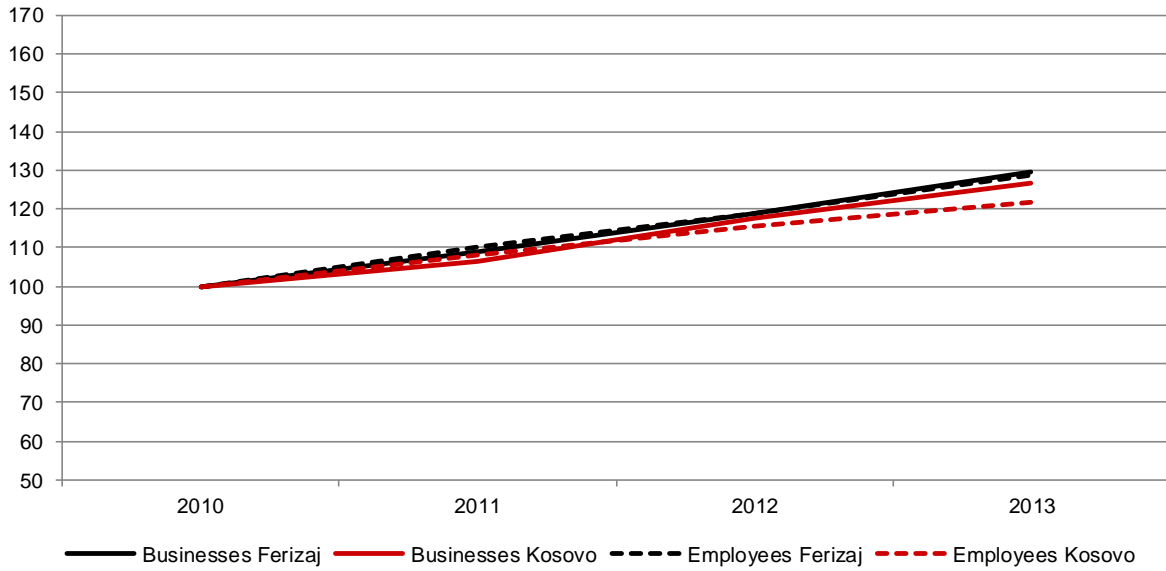
Ministry of Trade
and Industry



Development of businesses and employees

Figure 4 Development of the number of businesses and employees, 2010-2013

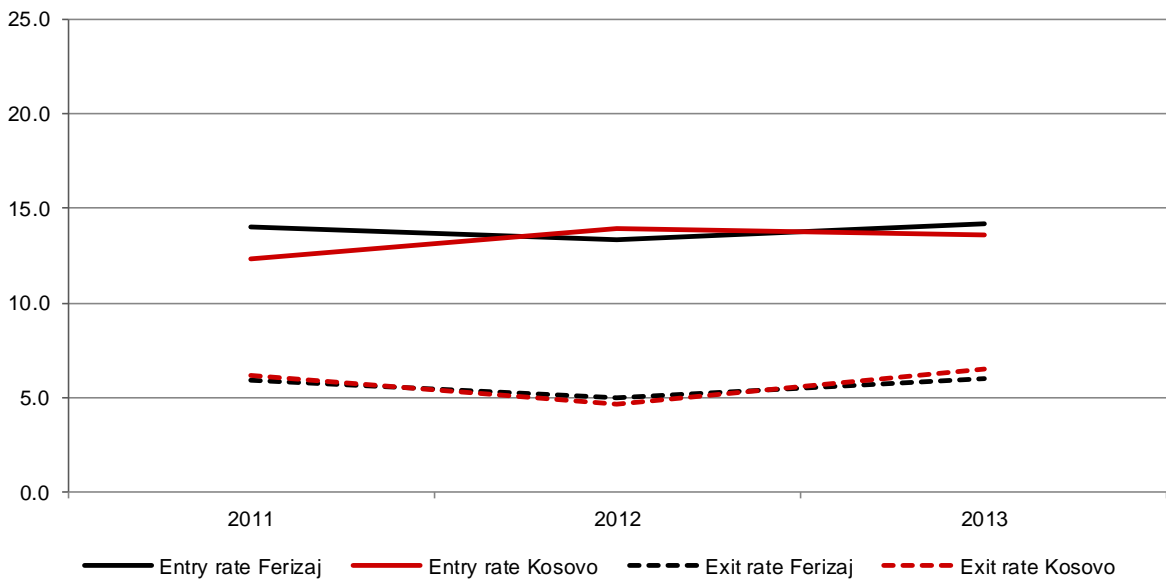
Index (2010=100)



Source: Tax Administration of Kosovo (ATK), 2014

Development of business entry and business exit rates

Figure 5 Development of business entry rates¹ and business exit rates², 2011-2013, in %

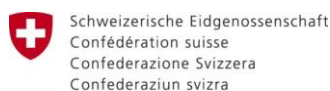
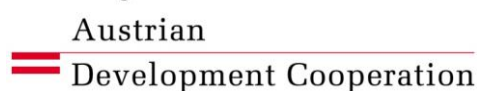


¹ Business entry rate: Newly registered businesses as a percentage of total businesses registered with ATK

² Business exit rate: Business exits as a percentage of total businesses registered with ATK

Source: Tax Administration of Kosovo (ATK), 2014

with funding from



Swiss Agency for Development and Cooperation SDC

co-financed by





Sectoral structure of the local economy

Table 3 Businesses and employees in businesses by sector of economic activity, 2013, in %

Sector of economic activity ¹	Ferizaj		Kosovo	
	% of enterprises	% of employees	% of enterprises	% of employees
Manufacturing ²	13.9	19.7	11.1	18.9
Energy and water supply ³	0.5	1.3	0.3	1.7
Construction	6.4	9.4	7.3	11.0
Wholesale and retail trade	43.5	42.2	43.6	33.0
Transport	8.6	4.2	5.8	5.6
Hotels and restaurants	8.0	7.1	7.7	5.5
Business services ⁴	7.0	7.4	10.4	13.4
Education	1.1	2.4	1.2	2.1
Human health	2.6	2.0	2.9	2.1
Personal services ⁵	8.4	4.3	9.7	6.7
Total ⁶	3,858	11,453	45,156	187,480

¹ According to NACE Rev. 2

² Manufacturing: includes mining and quarrying

³ Energy and water supply: electricity, gas, steam and air conditioning supply; water supply; sewerage, waste management and remediation activities


⁴ Business services: information and communication; financial and insurance activities; real estate activities; professional, scientific and technical activities; administrative and support service activities


⁵ Personal services: arts, entertainment and recreation; other service activities

⁶ Data refer to the non-agricultural business sector; the sectors agriculture, public administration, defence and social security; activities of households as employers; activities of extraterritorial organisations; private persons and businesses with missing sector information have been excluded.

Source: Tax Administration of Kosovo (ATK), 2014

with funding from

 **Austrian**
Development Cooperation

 Schweizerische Eidgenossenschaft
Confédération suisse
Confederazione Svizzera
Confederaziun svizra

Swiss Agency for Development
and Cooperation SDC

co-financed by



Ministry of Trade
and Industry



Size of businesses

Table 4 Businesses and employees in businesses by enterprise size, 2013, in %

Enterprise size	Ferizaj		Kosovo	
	% of businesses	% of employees	% of businesses	% of employees
OPE ¹	57.2	19.4	56.3	13.7
2 to 4 employees	31.9	27.8	30.5	19.3
5 to 9 employees	7.2	15.3	8.2	12.5
10 to 49 employees	3.3	20.6	4.2	18.7
50 and more employees	0.4	16.9	0.8	35.7
Total	3,907	11,523	46,032	189,623

¹ OPE: One-Person-Enterprise: Businesses with less than 2 persons employed

Source: Tax Administration of Kosovo (ATK), 2014

Legal form of businesses


Table 5 Legal forms of businesses, 2013, in %

Legal form	Ferizaj	Kosovo
Individual business (B.I.)	89.8	85.2
Limited liability company (SH.P.K).	8.1	11.4
General partnership (O.P.)	1.6	1.2
Non-governmental Organisation (OJK)	0.2	1.1
Foreign company	0.2	0.5
Joint Stock Company (SH.A.)	0.2	0.3
Other	c	0.3
Total	3,907	46,032

c...Existing data, but confidential treatment for data protection reasons (absolute number of cases is less than 5)

Source: Tax Administration of Kosovo (ATK), 2014

with funding from

 Austrian
Development Cooperation



Schweizerische Eidgenossenschaft
Confédération suisse
Confederazione Svizzera
Confederaziun svizra

Swiss Agency for Development
and Cooperation SDC

co-financed by



Ministry of Trade
and Industry



1.4. Local business environment

1.4.1. Municipal taxes and fees related to businesses¹

Immovable property tax

Table 6 Immovable property tax¹

	Existence (X for yes)	Details
Annual property tax	X	See table 7
Property transfer tax ²	-	-

¹ According to the Law on local government finance (No. 03/L-049), Art. 9 “Immovable Property Tax”, p.7

² Municipal tax on real estate transaction

Source: Municipality of Ferizaj, 2014

Table 7 Property tax¹: Property values by categories and value zones, in €/m², and tax rates, in %

Property categories	Zone I-A	Zone I-B	Zone II	Zone III	Zone IV	Zone V	Tax rates in %
Residential (housing)	450	350	300	250	200	150	0.15
Residential (apartment)	450	420	400	325	-	-	0.15
Industrial	440	410	380	330	190	140	0.18
Commercial	950	870	800	500	300	200	0.22
Agricultural	100	90	80	60	40	20	0.15
Abandoned	-	-	-	-	-	-	0.15
Garages	200	170	150	100	80	60	0.22
Swimming pools	370	340	315	260	210	160	0.22
Sports fields	145	140	130	120	110	100	0.15
Unfinished	160	140	120	100	80	60	0.15

¹ According to the Law on local government finance (No. 03/L-049), Art. 9 “Immovable Property Tax”, p.7

Source: Municipality of Ferizaj, 2014

¹ According to the Law on local government finance (No. 03/L-049), chapter II “Municipal Taxes and Fees”, p.7-11

with funding from



Business license fees

Table 8 Business license fees¹

	Existence (X for yes)	Details
Annual business license fee ²	X	Over 50 fees depending on the type of business activity, ranging from € 50 to € 2,000
Annual professional business license fee ³	-	-

¹ According to the Law on local government finance (No. 03/L-049), Art. 10 and Art. 11, p.7-9

² Business activity: retail sales, food processing, handicraft, hotel and restaurant services, banking activities and financial services, insurance, and other business activities

³ Business activity: professional services, accountants, lawyers, doctors, dentists and other professions

Source: Municipality of Ferizaj, 2007

Permit fees for construction and demolition of buildings and other structures

Table 9 Permit fees for construction and demolition of buildings and other structures¹

	Existence (X for yes)	Details
Construction permit fee ²	-	-

¹ According to the Law on local government finance (No. 03/L-049), Art. 14, p.10

² Same formula for all municipalities: (Administrative costs of issuing permits / Number of permits issued in previous year) x Surface (square meters) of construction

Source: Municipality of Ferizaj, 2014

with funding from



co-financed by





Municipal administrative fees

Table 10 Municipal administrative fees¹

Inspection and supervisory fees, such as...	Existence (X for yes)	Details
...construction and demolition of buildings and other structures	-	-
...sanitary and hygienic inspection ²	X	Commercial: € 50 Commercial (stands, tents, taxi): € 25 Natural persons (outside the city): € 10 Natural persons (within the city): € 8 Legal persons (outside the city): € 20 Legal persons (within the city): € 15
...agriculture inspection	-	-

¹ According to the Law on local government finance (No. 03/L-049), Art. 13, p.10

² Inspection of sanitary conditions, safety of the premise etc.

Source: Municipality of Ferizaj, 2007

Other municipal fees


Table 11 Other municipal fees¹

	Existence (X for yes)	Details
Change of land use	-	-

¹ According to the Law on local government finance (No. 03/L-049), Art. 15, p.10

Source: Municipality of Ferizaj, 2007

with funding from

 Austrian
Development Cooperation



Schweizerische Eidgenossenschaft
Confédération suisse
Confederazione Svizzera
Confederaziun svizra

Swiss Agency for Development
and Cooperation SDC

co-financed by



Ministry of Trade
and Industry



1.4.2. Supply of human resources

Employment and unemployment

Table 12 Employment and unemployment

	Ferizaj	Kosovo
Working-age population (15-64 years)	70,487	1,135,463
Total labour force ¹	32,631	508,100
Participation rate in % ²	46.3	44.7
Number of employed persons ³	18,376	280,454
Employment rate in % ⁴	26.1	24.7
Number of unemployed persons ⁵	14,255	227,646
Unemployment rate in % ⁶	43.7	44.8

¹ Labour force: The number of working-age people (15-64 years) who are economically active. The economically active consist of the employed and the registered unemployed (job seekers).

² Participation rate: Proportion of the working-age population (15-64 years) that is economically active

³ Employed person: Person who works in a job where an explicit or implicit contract of employment exists and gives the person a basic remuneration or person that performs seasonal, agricultural or other temporary work from which this person derives a source of livelihood, in cash or in kind, regardless of being socially insured.

⁴ Employment rate: Proportion of the working-age population (15-64 years) that is employed

⁵ Unemployed person: Someone not currently working (neither in paid employment nor in self-employment), but currently available for work and actively looking for any kind of paid work.

⁶ Unemployment rate: Proportion of the labour force that is unemployed

Source: Kosovo Agency of Statistics, Census 2011

with funding from



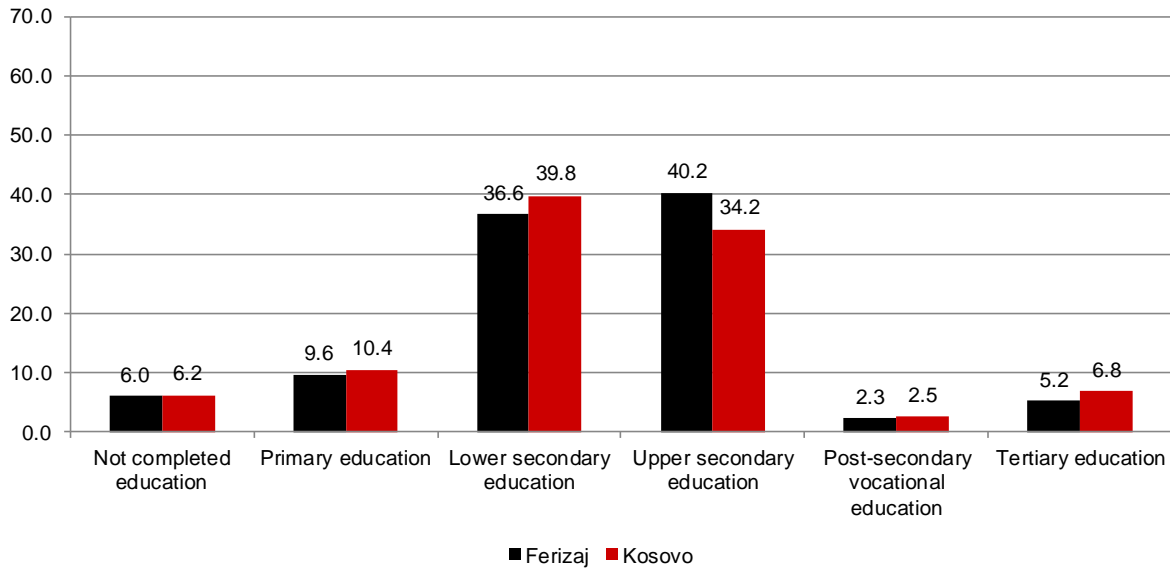
co-financed by





Educational attainment of the population

Figure 6 Population¹ by completed educational level², in %



¹ Population 15 years and older

² Primary education: 5 years, age 6-11; lower secondary education: 4 years, age 12-15; upper secondary education, gymnasium, vocational school: 3-4 years, age 15-19; post-secondary vocational education: high level of post-secondary education, professional studies from 6 months up to 2 years, age 19-24; tertiary education: bachelor, master, PhD-studies, age 19-26

Source: Kosovo Agency of Statistics, Census 2011


Secondary education

Table 13 Secondary schools: number and students

	Ferizaj	Kosovo	Share of Ferizaj in Kosovo in %
Number of secondary schools	6	95	6.3
Number of students in secondary schools	7,393	99,578	7.4

Source: Number of secondary schools: Ministry of Education, Science and Technology (MEST), 2014; Number of students in secondary schools: Kosovo Agency of Statistics, Education Statistics 2014

with funding from

 Austrian
Development Cooperation



Schweizerische Eidgenossenschaft
Confédération suisse
Confederazione Svizzera
Confederaziun svizra

Swiss Agency for Development
and Cooperation SDC

co-financed by





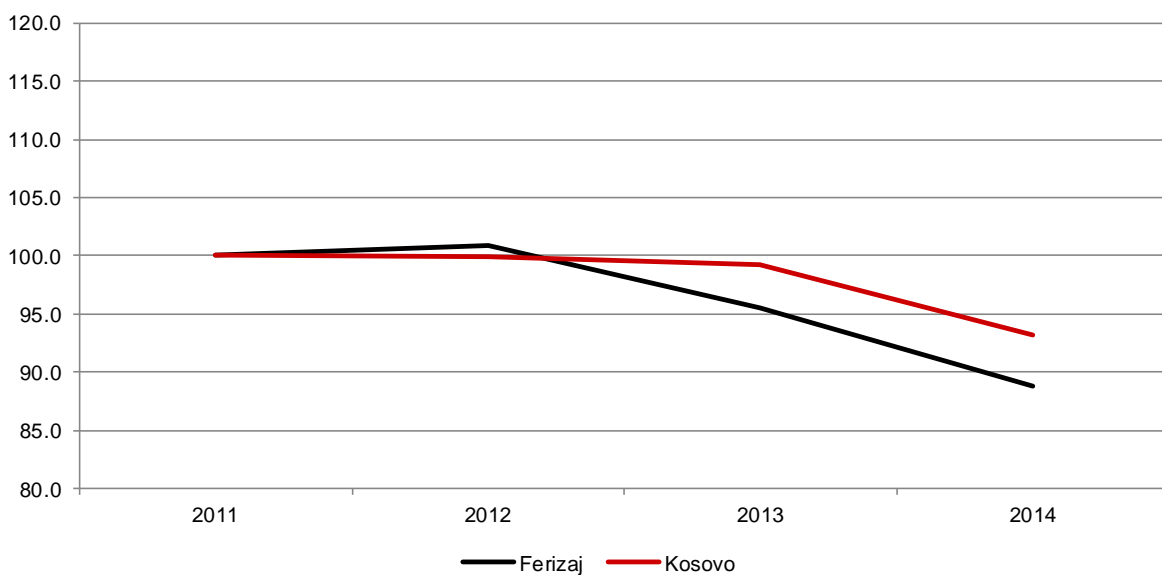
Table 14 Types and areas of education of secondary schools

Type of secondary school	Number of schools	Existence (X for Yes)	Area of education
Gymnasium	1	X	-
Vocational school	5	X	Chemistry, non-metals and graphics
		-	Culture, art and public information
		X	Economy and law
		X	Electrical engineering
		X	Forestry and wood processing
		-	Geodesy and construction
		X	Health and social protection
		X	Machinery and metal processing
		-	Textile and leather
		X	Trade, hospitality and tourism
		-	Mining, metallurgy and geology
		-	Natural sciences - mathematics
		X	Traffic

Source: Ministry of Education, Science and Technology (MEST), 2014; own research by KOSME, 2014

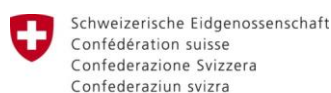
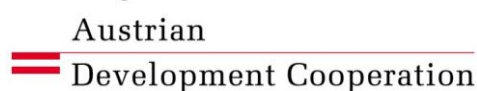
Figure 7 Development of the number of students in secondary schools, 2011-2014

Index (2011=100)



Source: Kosovo Agency of Statistics, Education Statistics 2011-2014

with funding from



co-financed by



Swiss Agency for Development and Cooperation SDC



Tertiary education

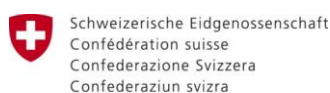
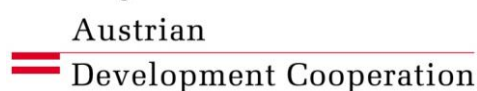
Table 15 Types, numbers and areas of tertiary education institutions

Type of tertiary education institution	Number of tertiary education institutions (number of faculties)	Name of faculties / departments
Public university	1 (1)	<ul style="list-style-type: none"> • Faculty of Applied Technical Sciences
Private college ¹	3 (19)	<ul style="list-style-type: none"> • Faculty of Economics • Faculty of Management • Faculty of Political Science • Faculty of English • Faculty of Engineering • Faculty of Social Sciences • Faculty of International Business • Faculty of International Relations and European Studies • Faculty of Computer Science and IT • Faculty of Social Sciences • Faculty of Criminal Justice and Security • Faculty of Child Care and Welfare • Faculty of European Integration and Diplomacy • Faculty of Psychology • Faculty of Mass Communication and Journalism • Faculty of Political Sciences and Diplomacy • Faculty of Engineering • Faculty of Arts • Faculty of Health Sciences

¹ No private universities exist in Kosovo. Private colleges are accredited colleges. In contrast to public universities they do not offer PhD studies.

Source: Kosovo Accreditation Agency; websites of tertiary education institutions, 2014

with funding from



Swiss Agency for Development and Cooperation SDC

co-financed by





Adult education

Table 16 Existence of vocational training services for adults

Fields / areas	Kind of vocational training for adults
ICT (information and communication technology)	Basic Education Centre (USAID): <ul style="list-style-type: none"> • Student Clubs for Technical Support • Computer Programming The duration of all courses is 3 days.
ICT (information and communication technology)	According to Luxembourg Agency for Development Cooperation: IT
Business and management	EU-KOSVET VI – Development of vocational and in-company training schemes and development of entrepreneurial skills: “Entrepreneurship skills for New Venture Creation” workshop 2013 and 2014 Each workshop lasts 18 days spread over a period of one month. Each training day lasts 6 hours. Ferizaj: 2013/14: 5 workshops 2013: 25 participants; 2014: 36 participants
Business and management	According to Luxembourg Agency for Development Cooperation: Business administration/entrepreneurship, self-employment
Engineering and technology	Basic Education Centre (USAID): Teaching design and technology learning (for teachers) The duration of the course is 3 days.
Engineering and technology	According to Luxembourg Agency for Development Cooperation: Maintenance of premises
Construction (e.g. house-painter, bricklayer, plumber...)	According to Luxembourg Agency for Development Cooperation: Construction, electric installation, welding, hydro-installation, carpenter with PVC module
Languages	n/a
Personality development and communication skills	n/a

Note: Vocational training for adults comprises all public and private vocational learning and training for adults after leaving initial education and training (initial education and training = formal education system, usually before entering working life). It includes work- and career-oriented learning (obtaining new qualifications, up-skilling or re-skilling for employment) but also learning for personal development.

The list of vocational training services is not exhaustive, since not all approached training providers presented information on their training courses.

n/a...There is no information on training opportunities in this field

Source: Luxembourg Agency for Development Cooperation, 2014; Municipality; Ministry of Education, Science and Technology (MEST), 2014

with funding from



1.4.3. Infrastructure, business support services and events

Traffic infrastructure

Travel distance in km from the centre of the municipality to the next highway or upper-level road:
1 km (Source: Municipality; Google Maps, 2014)

Existence of business support services

Table 17 Availability of business support services

Business support services	Availability in Ferizaj		Availability in Kosovo		Share of Ferizaj in Kosovo in %
	Absolute	Per 100 enterprises	Absolute	Per 100 enterprises	
Business registration centre ¹	1	-	30	-	-
Banks (including branches) ²	12	0.3	243	0.5	4.9
Lawyers ³	44	1.1	852	1.9	5.2
Business consultancies ³	12	0.3	383	0.8	3.1
Tax consultancies ³	71	1.8	636	1.4	11.1

Note: Lawyers, business consultancies and tax consultancies according to NACE Rev. 2

* Ferizaj: 3,907 enterprises; Kosovo: 46,032 enterprises

Source: ¹ Ministry of Trade and Industry (MTI), 2014; ² Banks operating in Kosovo, 2014; ³ Tax Administration of Kosovo (ATK), 2014

with funding from

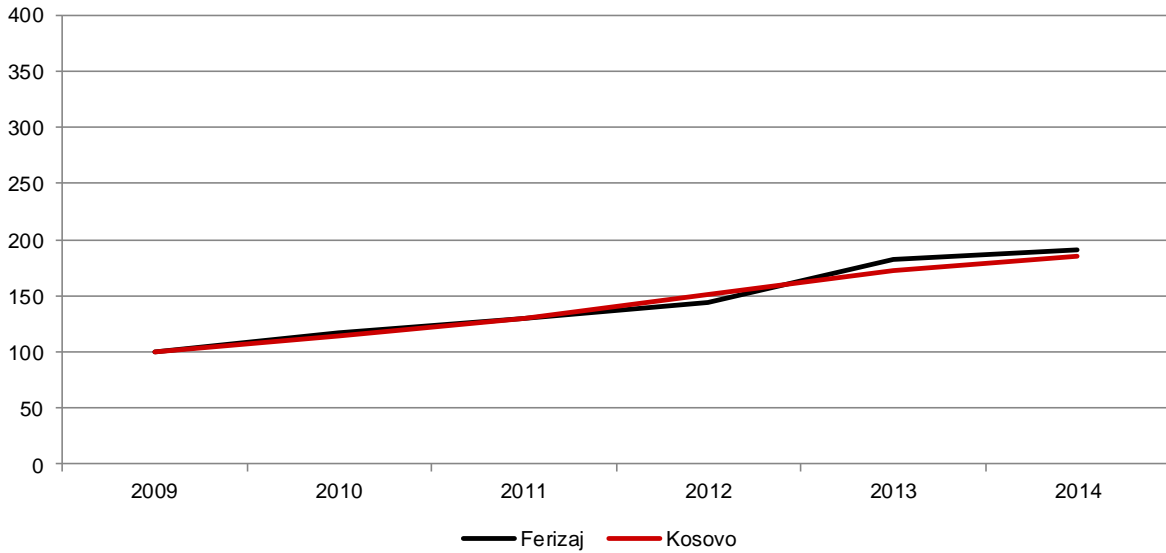
co-financed by



Development of the number of lawyers, business consultancies and tax consultancies

Figure 8 Development of the number of lawyers, 2009-2014

Index (2009=100)

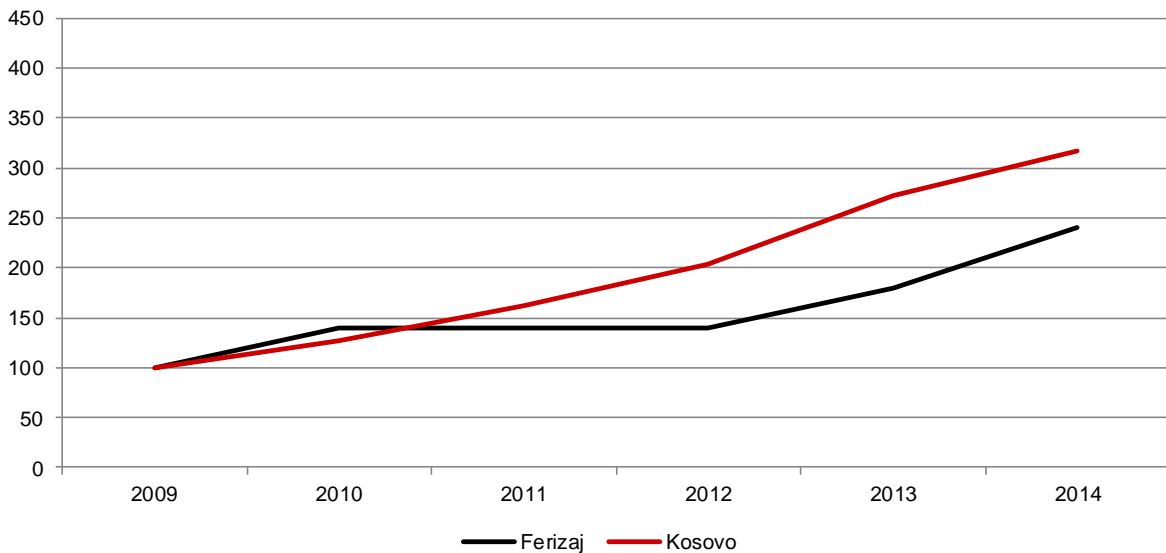


Note: Lawyers according to NACE Rev. 2

Source: Tax Administration of Kosovo (ATK), 2009 – 2014

Figure 9 Development of the number of business consultancies, 2009-2014

Index (2009=100)



Note: Business consultancies according to NACE Rev. 2

Source: Tax Administration of Kosovo (ATK), 2009 – 2014

with funding from



Schweizerische Eidgenossenschaft
Confédération suisse
Confederazione Svizzera
Confederaziun svizra

Swiss Agency for Development and Cooperation SDC

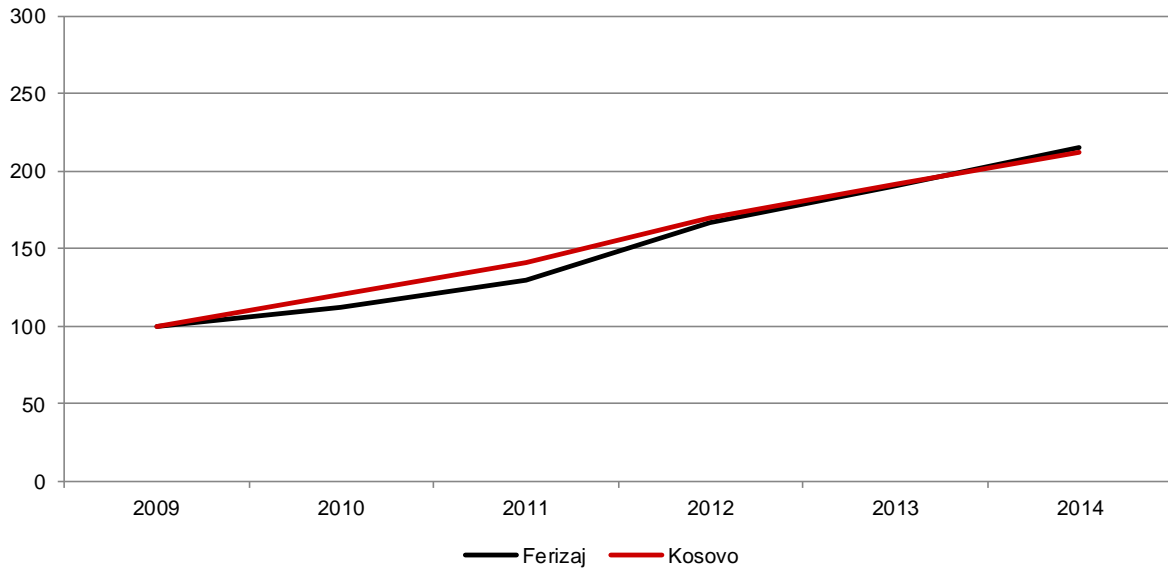
co-financed by





Figure 10 Development of the number of tax consultancies, 2009-2014

Index (2009=100)



Note: Tax consultancies according to NACE Rev. 2

Source: Tax Administration of Kosovo (ATK), 2009 - 2014

Existence of chambers

Table 18 Availability of chambers

	Name of chamber
Chambers	<ul style="list-style-type: none"> • Kosovo Chamber of Commerce (KCC) • Business Alliance of Kosovo (AKB, Aleanca Kosovare e Bizneseve)

Source: Ministry of Public Administration, 2014

with funding from

co-financed by



Existence of business incubators, economic zones and technology parks

There are no business incubators, economic zones or technology parks in Ferizaj (2014).

Existence of financial support for businesses

Existence and number of e.g. grants and micro finance on municipal level

Table 19 Availability and range of financial support

Grants / microfinance	Details
Finca	Loans for villages (in groups), individuals, improvement/renovation of household conditions, and rural loans
Kosinvest World Vision	Loans for solidarity groups, individual businesses and agricultural purposes

Source: Websites of micro finance institutions, 2014

Existence of B2B events and trade fairs

There is no information on any B2B events or fairs in Ferizaj (2014).

with funding from



Schweizerische Eidgenossenschaft
Confédération suisse
Confederazione Svizzera
Confederaziun svizra

Swiss Agency for Development and Cooperation SDC

co-financed by





1.4.4. Municipal administration

Municipal budget

Table 20 Municipal budget

Budget	Budget of Ferizaj in € (2014)			Total budget of all municipalities of Kosovo in € (2014)		
	Absolute	Per capita	Change of budget 2012-2014 in %	Absolute	Per capita	Change of budget 2012-2014 in %
Public services, civil protection, emergency	7,548,572	69.5	+830.7*	61,349,364	33.7	+12.0
Total budget	23,256,296	214.1	+16.0	389,518,818	214.0	+5.9
Share of public services, civil protection, emergency in total budget	32.5	-	+28.5	15.8	-	+0.9

Note: Public services, civil protection, emergency include road infrastructure, public infrastructure, fire prevention and inspections, management of natural disasters and water management

* According to the budget data, such a drastic change of the budget really took place.

Source: Ministry of Finance; Assembly of Republic of Kosovo, 2014

Transparency on municipal taxes and fees

Access to written information on municipal taxes and fees e.g. on municipal websites and in municipalities itself (written documents)

Table 21 Transparency on municipal taxes and fees

Availability of written information (documents)	Yes	No
Available on the municipality website	X	-
Publicly available at the municipality building (e.g. brochure at the entrance)	-	X
Available only upon request	-	X
Not available at all	-	X

Source: Municipality, 2014

with funding from



co-financed by



KOSME
Kosovo SME Promotion Programme

Provision of Capacity Development to Ministry of Trade and Industry
Financed by Austrian Development Cooperation and Swiss Development Cooperation
Co-financed by Ministry of Trade and Industry, Republic of Kosovo
Implemented by ECIKS/KMU Forschung Austria

Opening hours of local authorities


08:00-16:00

Source: Municipality, 2014

Municipal website

<https://kk.rks-gov.net/ferizaj/home.aspx>

with funding from

 Austrian
Development Cooperation



Schweizerische Eidgenossenschaft
Confédération suisse
Confederazione Svizzera
Confederaziun svizra

Swiss Agency for Development
and Cooperation SDC

co-financed by



Ministry of Trade
and Industry