



Municipality fact sheet for Dragash / Dragaš

1.1. Overview

Population
<ul style="list-style-type: none"> Population density of 78 inhabitants/km² is considerably lower than the Kosovar average (159) Age of the population: share of people aged 40+ is higher than for total Kosovo Ethnic distribution: 26.3 % of the population are Gorans, 12.1 % are Bosniaks Main source of livelihood: other sources play a major role as compared to the Kosovar average
Performance of the local business sector
<ul style="list-style-type: none"> Number of businesses per 1,000 economically active inhabitants (59) is lower than for Kosovo (76) The development of businesses has been slightly above the Kosovar average during the last 2 years Since 2010, the development of employees has been much more dynamic than for Kosovo as a whole Both the business entry rate (8.8 %) and the business exit rate (4.3 %) are below the Kosovar value (entry rate: 13.6 %, exit rate: 6.5 %) – the entry rate has been declining during the last years while the exit rate has been increasing Sectoral structure of the local economy: trade, manufacturing as well as hotels and restaurants are the most important sectors; manufacturing is the most important sector for employment; construction and business services are underrepresented Size of businesses: OPE (69.4 %) and small businesses are dominant Legal form of businesses: highest share of individual businesses (96.8 %) in Kosovo (average: 85.2 %); no foreign companies and NGOs
Municipal taxes and fees related to businesses
<ul style="list-style-type: none"> Immovable property tax Annual business license fees, annual professional business license fees Fees for the change of land use
Supply of human resources
<ul style="list-style-type: none"> The participation rate (36.6 %) and the employment rate (20.1 %) are lower than for Kosovo as a whole (participation rate: 44.7 %, employment rate: 24.7 %) Educational attainment of the population: high share of people with lower secondary education (55.4 % vs. Kosovo: 38.8 %); upper secondary and tertiary education is underrepresented No tertiary education institutions
Infrastructure, business support services and events
<ul style="list-style-type: none"> Travel distance to the next highway / upper level road: 23.5 km Availability of business registration centre, banks, lawyers and business consultancies No tax consultancies and chambers No business incubators, economic zones and technology parks Existence of financial support for businesses
Municipal administration
<ul style="list-style-type: none"> Municipal budget: share of public services, civil protection and emergency in total budget (1.8 %) is considerably lower as compared to the Kosovar average (15.8 %) Information on municipal taxes and fees available on the municipality website

with funding from



co-financed by



1.2. Population

Area and population

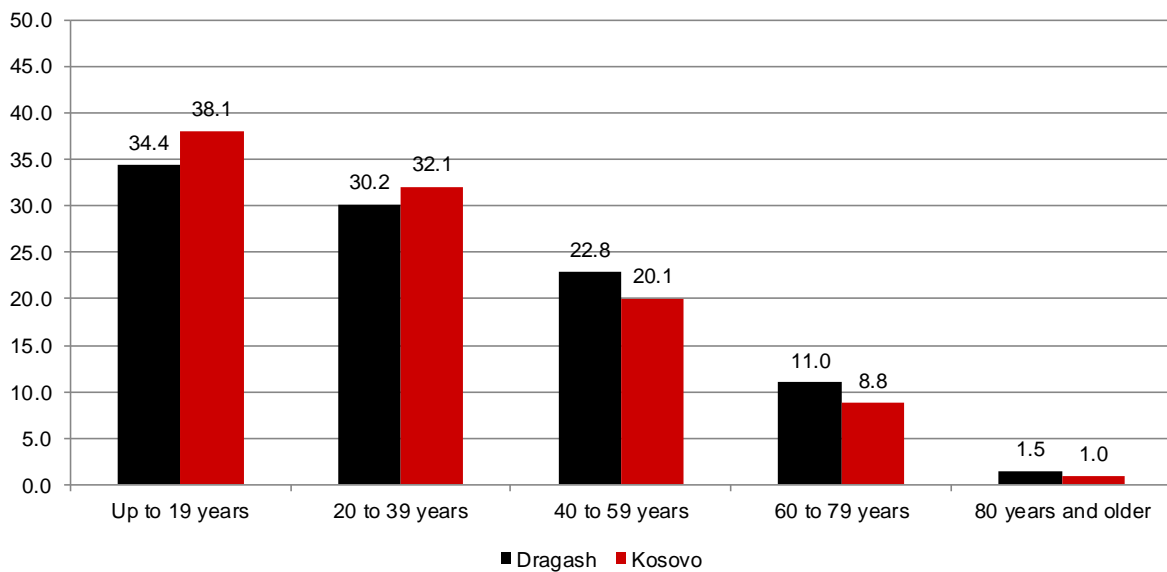
Table 1 Area, population and population density

	Dragash	Kosovo	Share of Dragash in Kosovo in %
Area in km ²	435	11,187	3.9
Total population	33,997	1,819,785	1.9
Population density (inhabitants per km ²)	78	159	-

Source: Kosovo Agency of Statistics, Census 2011


Age of the population

Figure 1 Population by age groups, in %



Source: Kosovo Agency of Statistics, Census 2011

with funding from

 **Austrian**
Development Cooperation



Schweizerische Eidgenossenschaft
Confédération suisse
Confederazione Svizzera
Confederaziun svizra

Swiss Agency for Development
and Cooperation SDC

co-financed by

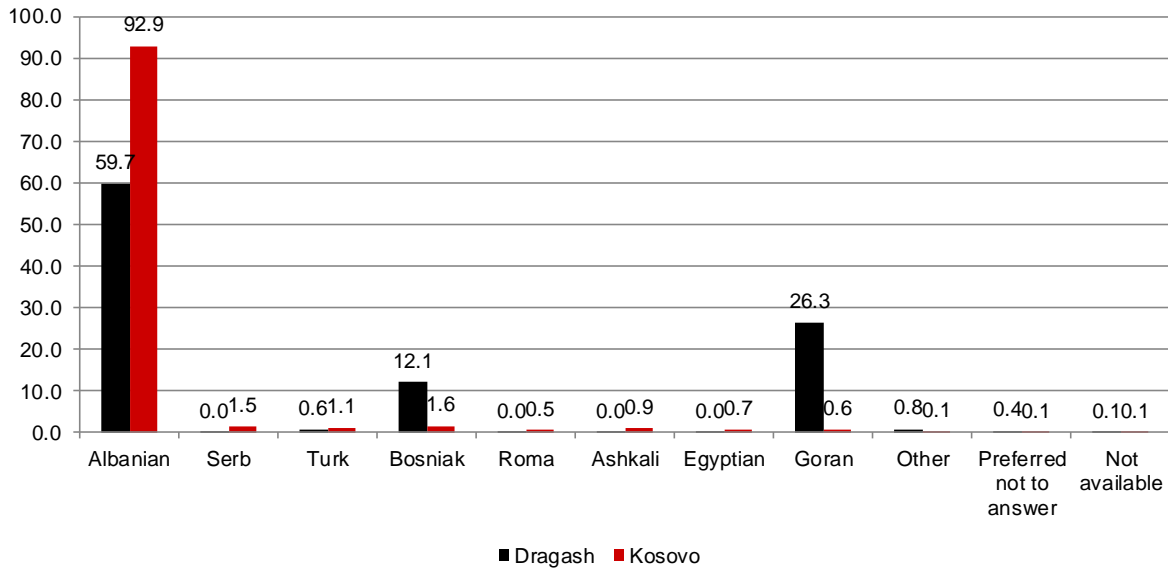


Ministry of Trade
and Industry



Ethnic distribution

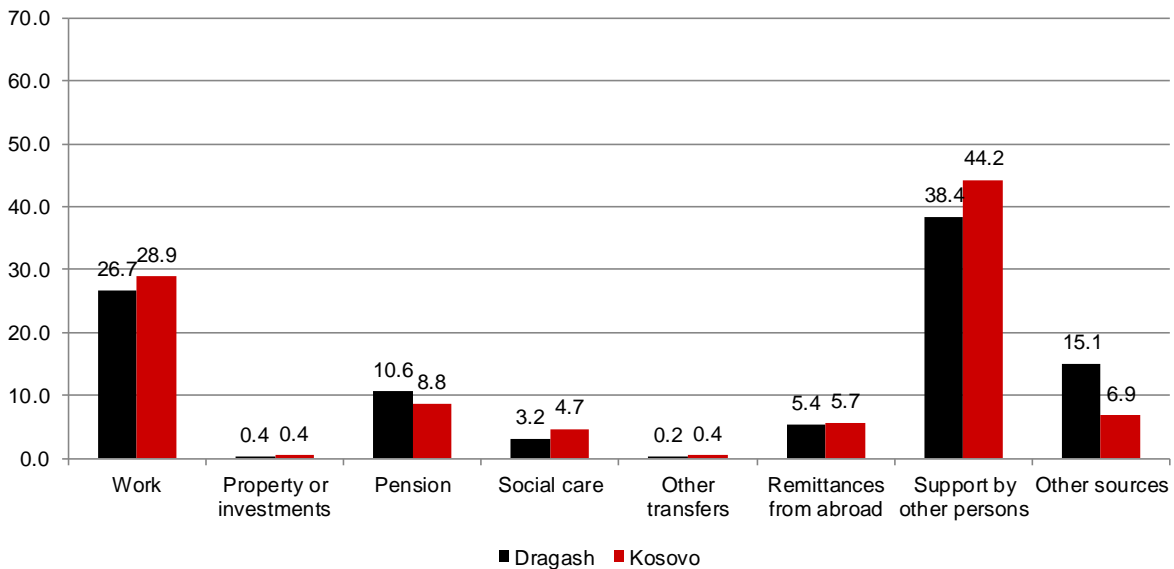
Figure 2 Population by ethnic background, in %



Source: Kosovo Agency of Statistics, Census 2011

Sources of livelihood

Figure 3 Population¹ by first main source of livelihood², in %



¹ Population 15 years and older

² The first main source of income from which all of a person's expenditure was financed during the last 12 months

Source: Kosovo Agency of Statistics, Census 2011

with funding from



1.3. Performance of the local business sector

The number of enterprises and employees are based on data from the Tax Administration of Kosovo (ATK). The database of ATK only includes enterprises that are paying taxes.

Business demography: businesses, employees, business entries and business exits

Table 2 Number of businesses and employees, business entries and business exits, 2013

	Dragash	Kosovo
Number of businesses ¹	533	46,032
Number of employees ²	1,412	189,623
Number of businesses per 1,000 economically active inhabitants ³	59	76
Number of business entries ⁴	47	6,253
Business entry rate ⁵	8.8	13.6
Number of business exits ⁶	23	2,987
Business exit rate ⁷	4.3	6.5

¹ Businesses registered with ATK; the sectors Public administration, defence and social security; Activities of households as employers; Activities of extraterritorial organisations; Private persons and businesses with missing sector information have been excluded.

² Annual average number of employees

³ Economically active inhabitants (=labour force): Working-age people (15-64 years) who are employed or registered as unemployed (job seekers); data from 2011

⁴ Business entries: New entries into the register of ATK


⁵ Business entry rate: Newly registered businesses as a percentage of total businesses registered with ATK

⁶ Business exits: Exits from the register of ATK

⁷ Business exit rate: Business exits as a percentage of total businesses registered with ATK

Source: Tax Administration of Kosovo (ATK), 2014; Kosovo Agency of Statistics, Census 2011

with funding from

 Austrian
Development Cooperation



Schweizerische Eidgenossenschaft
Confédération suisse
Confederazione Svizzera
Confederaziun svizra

Swiss Agency for Development
and Cooperation SDC

co-financed by



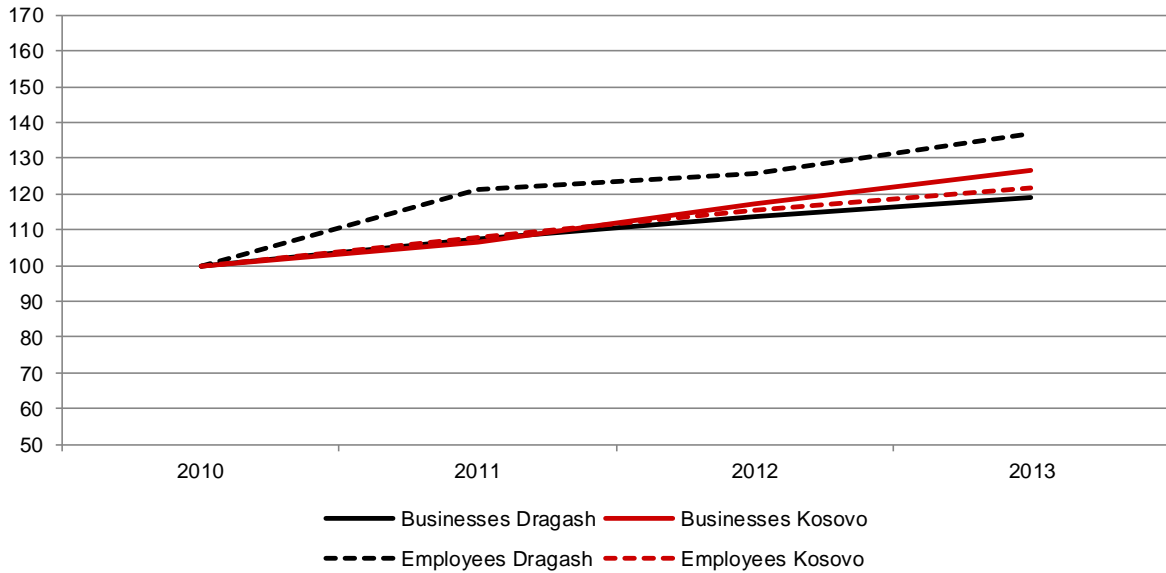
Ministry of Trade
and Industry



Development of businesses and employees

Figure 4 Development of the number of businesses and employees, 2010-2013

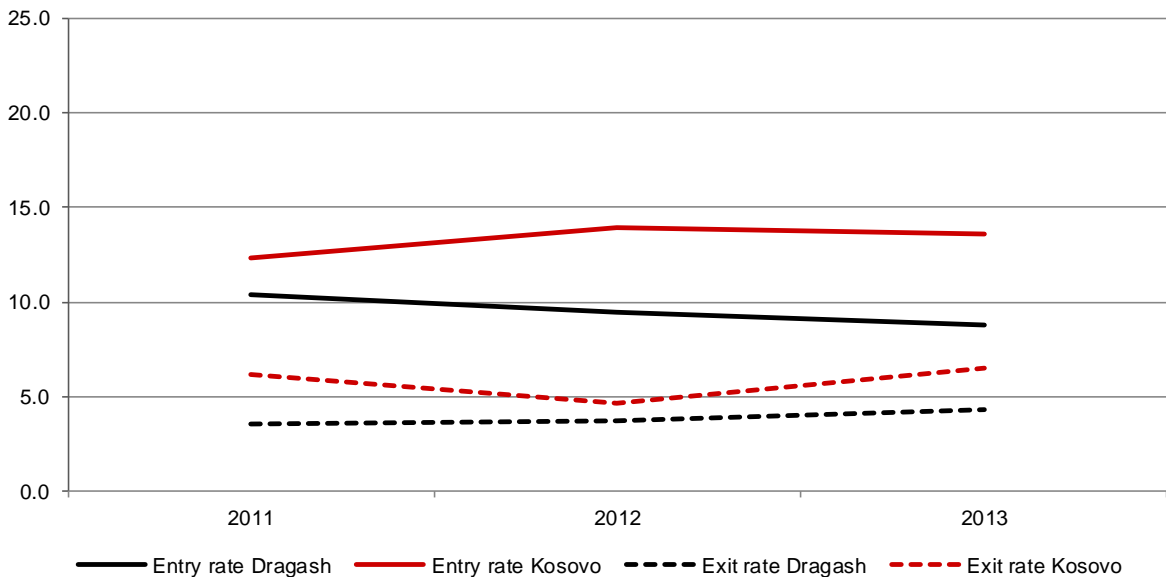
Index (2010=100)



Source: Tax Administration of Kosovo (ATK), 2014

Development of business entry and business exit rates

Figure 5 Development of business entry rates¹ and business exit rates², 2011-2013, in %



¹ Business entry rate: Newly registered businesses as a percentage of total businesses registered with ATK

² Business exit rate: Business exits as a percentage of total businesses registered with ATK

Source: Tax Administration of Kosovo (ATK), 2014

with funding from



Sectoral structure of the local economy

Table 3 Businesses and employees in businesses by sector of economic activity, 2013, in %

Sector of economic activity ¹	Dragash		Kosovo	
	% of enterprises	% of employees	% of enterprises	% of employees
Manufacturing ²	20.9	52.1	11.1	18.9
Energy and water supply ³	-	-	0.3	1.7
Construction	3.6	3.3	7.3	11.0
Wholesale and retail trade	41.8	24.2	43.6	33.0
Transport	6.3	5.4	5.8	5.6
Hotels and restaurants	14.8	8.3	7.7	5.5
Business services ⁴	5.6	3.8	10.4	13.4
Education	-	-	1.2	2.1
Human health	c	0.4	2.9	2.1
Personal services ⁵	6.1	2.5	9.7	6.7
Total ⁶	521	1,395	45,156	187,480

¹ According to NACE Rev. 2

² Manufacturing: includes mining and quarrying

³ Energy and water supply: electricity, gas, steam and air conditioning supply; water supply; sewerage, waste management and remediation activities

⁴ Business services: information and communication; financial and insurance activities; real estate activities; professional, scientific and technical activities; administrative and support service activities


⁵ Personal services: arts, entertainment and recreation; other service activities


⁶ Data refer to the non-agricultural business sector; the sectors agriculture, public administration, defence and social security; activities of households as employers; activities of extraterritorial organisations; private persons and businesses with missing sector information have been excluded.

c...Existing data, but confidential treatment for data protection reasons (absolute number of cases is less than 5)

Source: Tax Administration of Kosovo (ATK), 2014

with funding from

 Austrian
Development Cooperation

 Schweizerische Eidgenossenschaft
Confédération suisse
Confederazione Svizzera
Confederaziun svizra

Swiss Agency for Development
and Cooperation SDC

co-financed by



Ministry of Trade
and Industry



Size of businesses

Table 4 Businesses and employees in businesses by enterprise size, 2013, in %

Enterprise size	Dragash		Kosovo	
	% of businesses	% of employees	% of businesses	% of employees
OPE ¹	69.4	26.2	56.3	13.7
2 to 4 employees	25.3	24.2	30.5	19.3
5 to 9 employees	3.9	9.5	8.2	12.5
10 to 49 employees	c	3.7	4.2	18.7
50 and more employees	c	36.5	0.8	35.7
Total	533	1,412	46,032	189,623

¹ OPE: One-Person-Enterprise: Businesses with less than 2 persons employed

c...Existing data, but confidential treatment for data protection reasons (absolute number of cases is less than 5)

Source: Tax Administration of Kosovo (ATK), 2014

Legal form of businesses


Table 5 Legal forms of businesses, 2013, in %


Legal form	Dragash	Kosovo
Individual business (B.I.)	96.8	85.2
Limited liability company (SH.P.K).	1.9	11.4
General partnership (O.P.)	c	1.2
Non-governmental Organisation (OJK)	-	1.1
Foreign company	-	0.5
Joint Stock Company (SH.A.)	c	0.3
Other	c	0.3
Total	533	46,032

c...Existing data, but confidential treatment for data protection reasons (absolute number of cases is less than 5)

Source: Tax Administration of Kosovo (ATK), 2014

with funding from

 **Austrian**
Development Cooperation

 Schweizerische Eidgenossenschaft
Confédération suisse
Confederazione Svizzera
Confederaziun svizra

Swiss Agency for Development
and Cooperation SDC

co-financed by



Ministry of Trade
and Industry



1.4. Local business environment

1.4.1. Municipal taxes and fees related to businesses¹

Immovable property tax

Table 6 Immovable property tax¹

	Existence (X for yes)	Details
Annual property tax	X	See table 7
Property transfer tax ²	-	-

¹ According to the Law on local government finance (No. 03/L-049), Art. 9 “Immovable Property Tax”, p.7

² Municipal tax on real estate transaction

Source: Municipality of Dragash, 2014

Table 7 Property tax¹: Property values by categories and value zones, in €/m², and tax rates, in %

Property categories	Zone I	Zone II	Zone III	Tax rates in %
Residential (apartment)	250	200	170	0.15
Residential (housing)	270	220	200	0.15
Commercial	500	400	300	0.20
Commercial (outdoor sports fields)	45	45	45	0.20
Commercial (indoor sports fields)	60	60	60	0.20
Industrial	450	400	300	0.20

¹ According to the Law on local government finance (No. 03/L-049), Art. 9 “Immovable Property Tax”, p.7

Source: Municipality of Dragash, 2014

¹ According to the Law on local government finance (No. 03/L-049), chapter II “Municipal Taxes and Fees”, p.7-11

with funding from



Business license fees

Table 8 Business license fees¹

	Existence (X for yes)	Details
Annual business license fee ²	X	3 main categories of fees based on the type of business activity, ranging from € 150 to € 300; another additional category with 37 business activities with fees ranging from € 30 to € 120
Annual professional business license fee ³	X	9 different fees depending on the type of profession, ranging from € 60 to € 120

¹ According to the Law on local government finance (No. 03/L-049), Art. 10 and Art. 11, p.7-9

² Business activity: retail sales, food processing, handicraft, hotel and restaurant services, banking activities and financial services, insurance, and other business activities

³ Business activity: professional services, accountants, lawyers, doctors, dentists and other professions

Source: Municipality of Dragash, 2014

Permit fees for construction and demolition of buildings and other structures

Table 9 Permit fees for construction and demolition of buildings and other structures¹


	Existence (X for yes)	Details
Construction permit fee ²	-	-

¹ According to the Law on local government finance (No. 03/L-049), Art. 14, p.10

² Same formula for all municipalities: (Administrative costs of issuing permits / Number of permits issued in previous year) x Surface (square meters) of construction

Source: Municipality of Dragash, 2014

with funding from

 Austrian
Development Cooperation



Schweizerische Eidgenossenschaft
Confédération suisse
Confederazione Svizzera
Confederaziun svizra

Swiss Agency for Development
and Cooperation SDC

co-financed by



Ministry of Trade
and Industry



Municipal administrative fees

Table 10 Municipal administrative fees¹

Inspection and supervisory fees, such as...	Existence (X for yes)	Details
...construction and demolition of buildings and other structures	-	-
...sanitary and hygienic inspection ²	-	-
...agriculture inspection	-	-

¹ According to the Law on local government finance (No. 03/L-049), Art. 13, p.10

² Inspection of sanitary conditions, safety of the premise etc.

Source: Municipality of Dragash, 2014

Other municipal fees


Table 11 Other municipal fees¹

	Existence (X for yes)	Details
Change of land use	X	Class I-IV: € 1/m ² Class V-VI: € 0.75/m ² Class VII-VIII: € 0.50/m ²

¹ According to the Law on local government finance (No. 03/L-049), Art. 15, p.10

Source: Municipality of Dragash, 2014

with funding from

 Austrian
Development Cooperation



Schweizerische Eidgenossenschaft
Confédération suisse
Confederazione Svizzera
Confederaziun svizra

Swiss Agency for Development
and Cooperation SDC

co-financed by



Ministry of Trade
and Industry



1.4.2. Supply of human resources

Employment and unemployment

Table 12 Employment and unemployment

	Dragash	Kosovo
Working-age population (15-64 years)	22,200	1,135,463
Total labour force ¹	8,129	508,100
Participation rate in % ²	36.6	44.7
Number of employed persons ³	4,461	280,454
Employment rate in % ⁴	20.1	24.7
Number of unemployed persons ⁵	3,668	227,646
Unemployment rate in % ⁶	45.1	44.8

¹ Labour force: The number of working-age people (15-64 years) who are economically active. The economically active consist of the employed and the registered unemployed (job seekers).

² Participation rate: Proportion of the working-age population (15-64 years) that is economically active

³ Employed person: Person who works in a job where an explicit or implicit contract of employment exists and gives the person a basic remuneration or person that performs seasonal, agricultural or other temporary work from which this person derives a source of livelihood, in cash or in kind, regardless of being socially insured.

⁴ Employment rate: Proportion of the working-age population (15-64 years) that is employed

⁵ Unemployed person: Someone not currently working (neither in paid employment nor in self-employment), but currently available for work and actively looking for any kind of paid work.

⁶ Unemployment rate: Proportion of the labour force that is unemployed

Source: Kosovo Agency of Statistics, Census 2011

with funding from



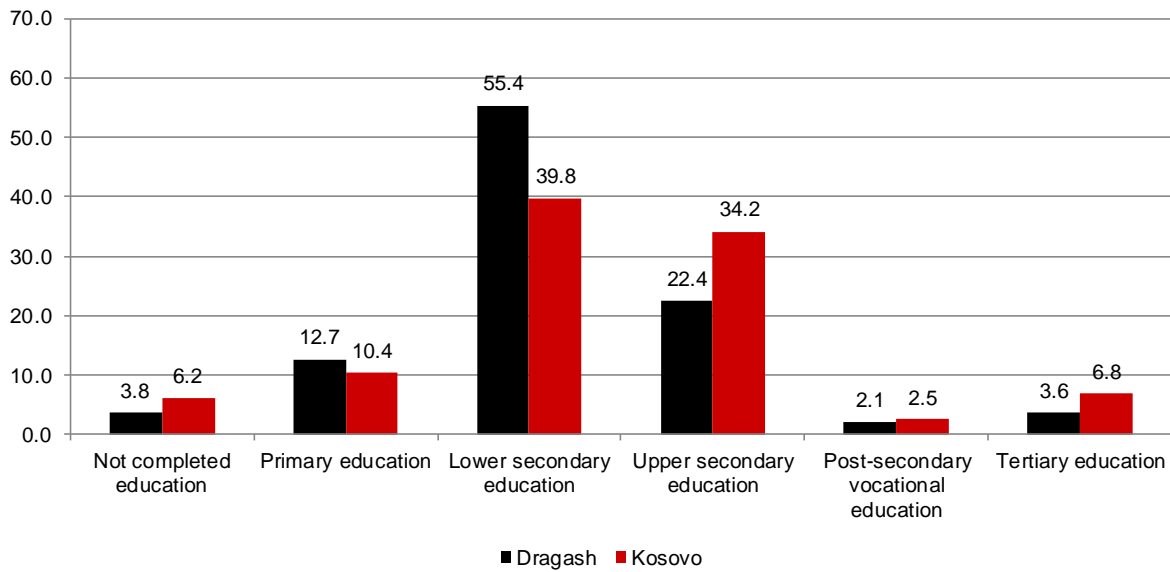
co-financed by





Educational attainment of the population

Figure 6 Population¹ by completed educational level², in %



¹ Population 15 years and older

² Primary education: 5 years, age 6-11; lower secondary education: 4 years, age 12-15; upper secondary education, gymnasium, vocational school: 3-4 years, age 15-19; post-secondary vocational education: high level of post-secondary education, professional studies from 6 months up to 2 years, age 19-24; tertiary education: bachelor, master, PhD-studies, age 19-26

Source: Kosovo Agency of Statistics, Census 2011


Secondary education

Table 13 Secondary schools: number and students

	Dragash	Kosovo	Share of Dragash in Kosovo in %
Number of secondary schools	2	95	2.1
Number of students in secondary schools	761	99,578	0.8

Source: Number of secondary schools: Ministry of Education, Science and Technology (MEST), 2014; Number of students in secondary schools: Kosovo Agency of Statistics, Education Statistics 2014

with funding from

 Austrian
Development Cooperation



Schweizerische Eidgenossenschaft
Confédération suisse
Confederazione Svizzera
Confederaziun svizra

Swiss Agency for Development
and Cooperation SDC

co-financed by





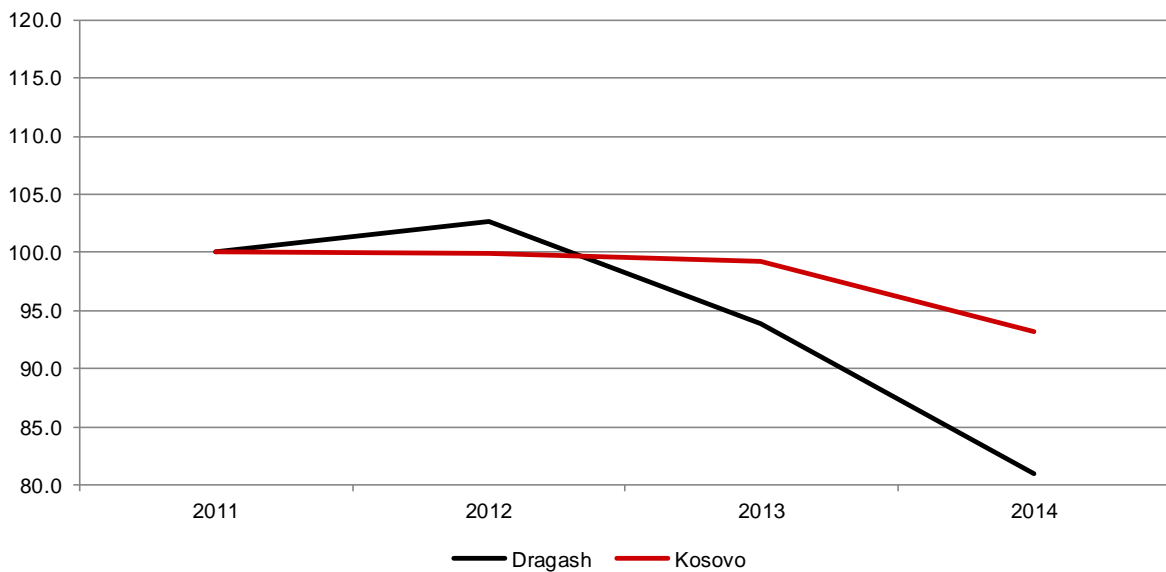
Table 14 Types and areas of education of secondary schools

Type of secondary school	Number of schools	Existence (X for Yes)	Area of education
Gymnasium	1	X	-
Vocational school	1	-	Chemistry, non-metals and graphics
		-	Culture, art and public information
		X	Economy and law
		-	Electrical engineering
		-	Forestry and wood processing
		-	Geodesy and construction
		-	Health and social protection
		-	Machinery and metal processing
		-	Textile and leather
		X	Trade, hospitality and tourism
		-	Mining, metallurgy and geology
		-	Natural sciences - mathematics
		-	Traffic

Source: Ministry of Education, Science and Technology (MEST), 2014; own research by KOSME, 2014

Figure 7 Development of the number of students in secondary schools, 2011-2014

Index (2011=100)



Source: Kosovo Agency of Statistics, Education Statistics 2011-2014

with funding from

co-financed by



Tertiary education

There are no tertiary education institutions in Dragash (2014).

Adult education

Table 15 Existence of vocational training services for adults

Fields / areas	Kind of vocational training for adults
ICT (information and communication technology)	n/a
Business and management	n/a
Engineering and technology	n/a
Construction (e.g. house-painter, bricklayer, plumber...)	n/a
Languages	n/a
Personality development and communication skills	n/a

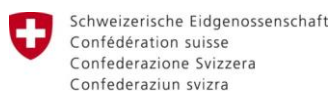
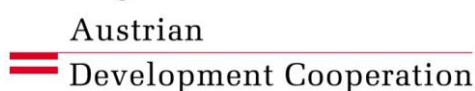
Note: Vocational training for adults comprises all public and private vocational learning and training for adults after leaving initial education and training (initial education and training = formal education system, usually before entering working life). It includes work- and career-oriented learning (obtaining new qualifications, up-skilling or re-skilling for employment) but also learning for personal development.

The list of vocational training services is not exhaustive, since not all approached training providers presented information on their training courses.

n/a...There is no information on training opportunities in this field

Source: Municipality; Ministry of Education, Science and Technology (MEST), 2014

with funding from



Swiss Agency for Development and Cooperation SDC

co-financed by





1.4.3. Infrastructure, business support services and events

Traffic infrastructure

Travel distance in km from the centre of the municipality to the next highway or upper-level road:
23.5 km (Source: Municipality; Google Maps, 2014)

Existence of business support services

Table 16 Availability of business support services

Business support services	Availability in Dragash		Availability in Kosovo		Share of Dragash in Kosovo in %
	Absolute	Per 100 enterprises*	Absolute	Per 100 enterprises*	
Business registration centre ¹	1	-	30	-	-
Banks (including branches) ²	6	1.1	243	0.5	2.5
Lawyers ³	2	0.4	852	1.9	0.2
Business consultancies ³	1	0.2	383	0.8	0.3
Tax consultancies ³	0	-	636	1.4	-

Note: Lawyers, business consultancies and tax consultancies according to NACE Rev. 2

* Dragash: 533 enterprises; Kosovo: 46,032 enterprises

Source: ¹ Ministry of Trade and Industry (MTI), 2014; ² Banks operating in Kosovo, 2014; ³ Tax Administration of Kosovo (ATK), 2014

with funding from

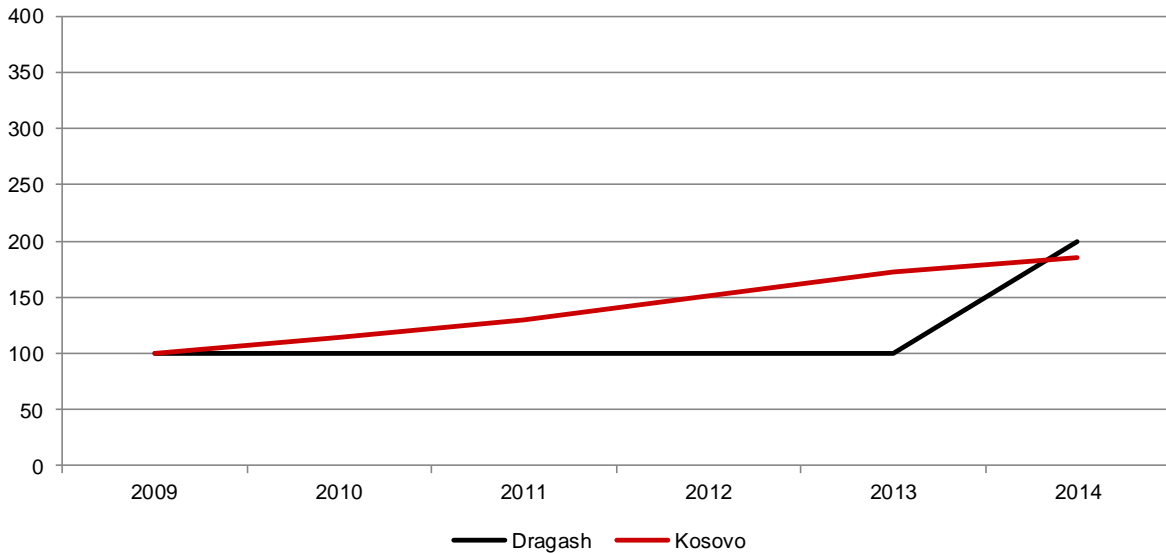
co-financed by



Development of the number of lawyers, business consultancies and tax consultancies

Figure 8 Development of the number of lawyers, 2009-2014

Index (2009=100)

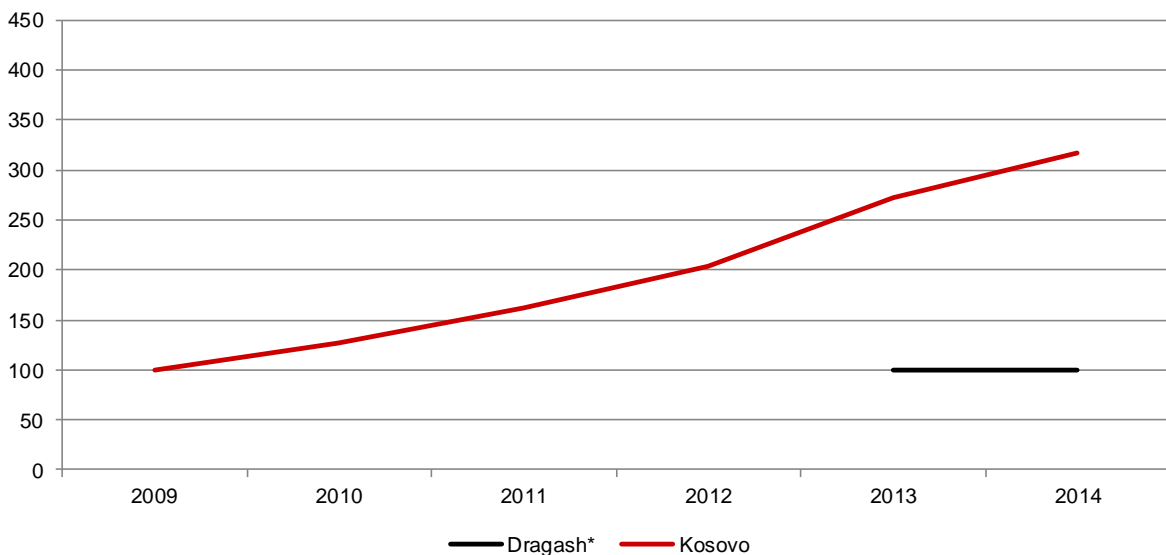


Note: Lawyers according to NACE Rev. 2

Source: Tax Administration of Kosovo (ATK), 2009 – 2014

Figure 9 Development of the number of business consultancies, 2009-2014

Index (2009=100)

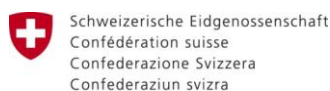
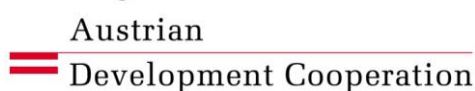


Note: Business consultancies according to NACE Rev. 2

* Index (2013=100) – there were no business consultancies in this municipality before 2013.

Source: Tax Administration of Kosovo (ATK), 2009 – 2014

with funding from



Swiss Agency for Development and Cooperation SDC

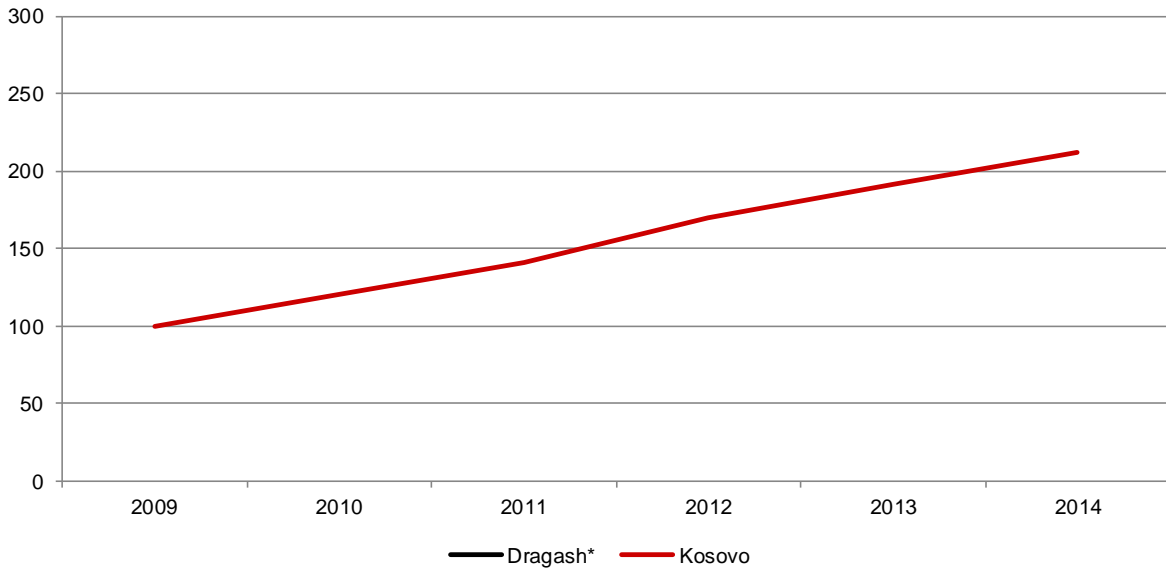
co-financed by





Figure 10 Development of the number of tax consultancies, 2009-2014

Index (2009=100)



Note: Tax consultancies according to NACE Rev. 2

* There were no tax consultancies in this municipality during this period.

Source: Tax Administration of Kosovo (ATK), 2009 – 2014

Existence of chambers

Table 17 Availability of chambers

	Name of chamber
Dragash	There is no chamber in the municipality
District of Prizren	<ul style="list-style-type: none"> • Kosovo Chamber of Commerce (KCC) • Business Alliance of Kosovo (AKB, Aleanca Kosovare e Bizneseve)

Source: Ministry of Public Administration, 2014

with funding from



co-financed by





Existence of business incubators, economic zones and technology parks

There are no business incubators, economic zones or technology parks in Dragash (Source: Ministry of Trade and Industry – MTI, 2014).

Existence of financial support for businesses

Existence and number of e.g. grants and micro finance on municipal level

Table 18 Availability and range of financial support

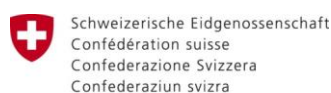
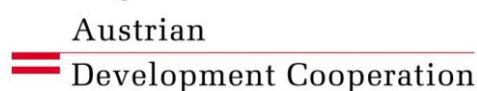
Grants / microfinance	Details
Rural Credit Kosovo	Loans for villages, small businesses, agricultural and individual purposes
Meshtekna	Loans for the village, for individual businesses, manufacturing, trade, agriculture

Source: Websites of micro finance institutions, 2014

Existence of B2B events and trade fairs

There is no information on any B2B events and fairs in Dragash (Source: Kosovo Chamber of Commerce, KIESA - Kosovo Investment and Enterprise Support Agency, 2014).

with funding from



Swiss Agency for Development and Cooperation SDC

co-financed by





1.4.4. Municipal administration

Municipal budget

Table 19 Municipal budget

Budget	Budget of Dragash in € (2014)			Total budget of all municipalities of Kosovo in € (2014)		
	Absolute	Per capita	Change of budget 2012-2014 in %	Absolute	Per capita	Change of budget 2012-2014 in %
Public services, civil protection, emergency	118,215	3.5	-1.3	61,349,364	33.7	+12.0
Total budget	6,452,646	189.8	+16.3	389,518,818	214.0	+5.9
Share of public services, civil protection, emergency in total budget	1.8	-	-0.3	15.8	-	+0.9

Note: Public services, civil protection, emergency include road infrastructure, public infrastructure, fire prevention and inspections, management of natural disasters and water management

Source: Ministry of Finance; Assembly of Republic of Kosovo, 2014

Transparency on municipal taxes and fees

Access to written information on municipal taxes and fees e.g. on municipal websites and in municipalities itself (written documents)

Table 20 Transparency on municipal taxes and fees

Availability of written information (documents)	Yes	No
Available on the municipality website	X	-
Publicly available at the municipality building (e.g. brochure at the entrance)	-	X
Available only upon request	-	X
Not available at all	-	X

Source: Municipality, 2014

with funding from



co-financed by



KOSME
Kosovo SME Promotion Programme

Provision of Capacity Development to Ministry of Trade and Industry
Financed by Austrian Development Cooperation and Swiss Development Cooperation
Co-financed by Ministry of Trade and Industry, Republic of Kosovo
Implemented by ECIKS/KMU Forschung Austria

Opening hours of local authorities


08:00-16:00

Source: Municipality, 2014

Municipality website

<https://kk.rks-gov.net/dragash/>

with funding from

 **Austrian**
Development Cooperation



Schweizerische Eidgenossenschaft
Confédération suisse
Confederazione Svizzera
Confederaziun svizra

**Swiss Agency for Development
and Cooperation SDC**

co-financed by



Ministry of Trade
and Industry